



Council of the European Union  
General Secretariat


**Brussels, 29 January 2026**

DOCUMENT PARTIALLY ACCESSIBLE  
TO THE PUBLIC (29.04.2026)

**WK 1472/2026 INIT**



**JAI  
MIGR  
ASIM  
RELEX  
COEST**



## **WORKING DOCUMENT**

---

From: General Secretariat of the Council  
To: Working Party on External Aspects of Asylum and Migration (EMWP)

---

Subject: Working Party on External Aspects of Asylum and Migration (EMWP)  
- presentations

---

Delegations will find enclosed the presentations given by the European Border and Coast Guard Agency (FRONTEX) and the European Union Agency for Asylum (EUAA) during the morning session of the meeting of the EMWP held on 29 January 2026.

# FRONTX



EUROPEAN BORDER AND COAST GUARD AGENCY

## Migratory Situation on the Eastern Mediterranean Route

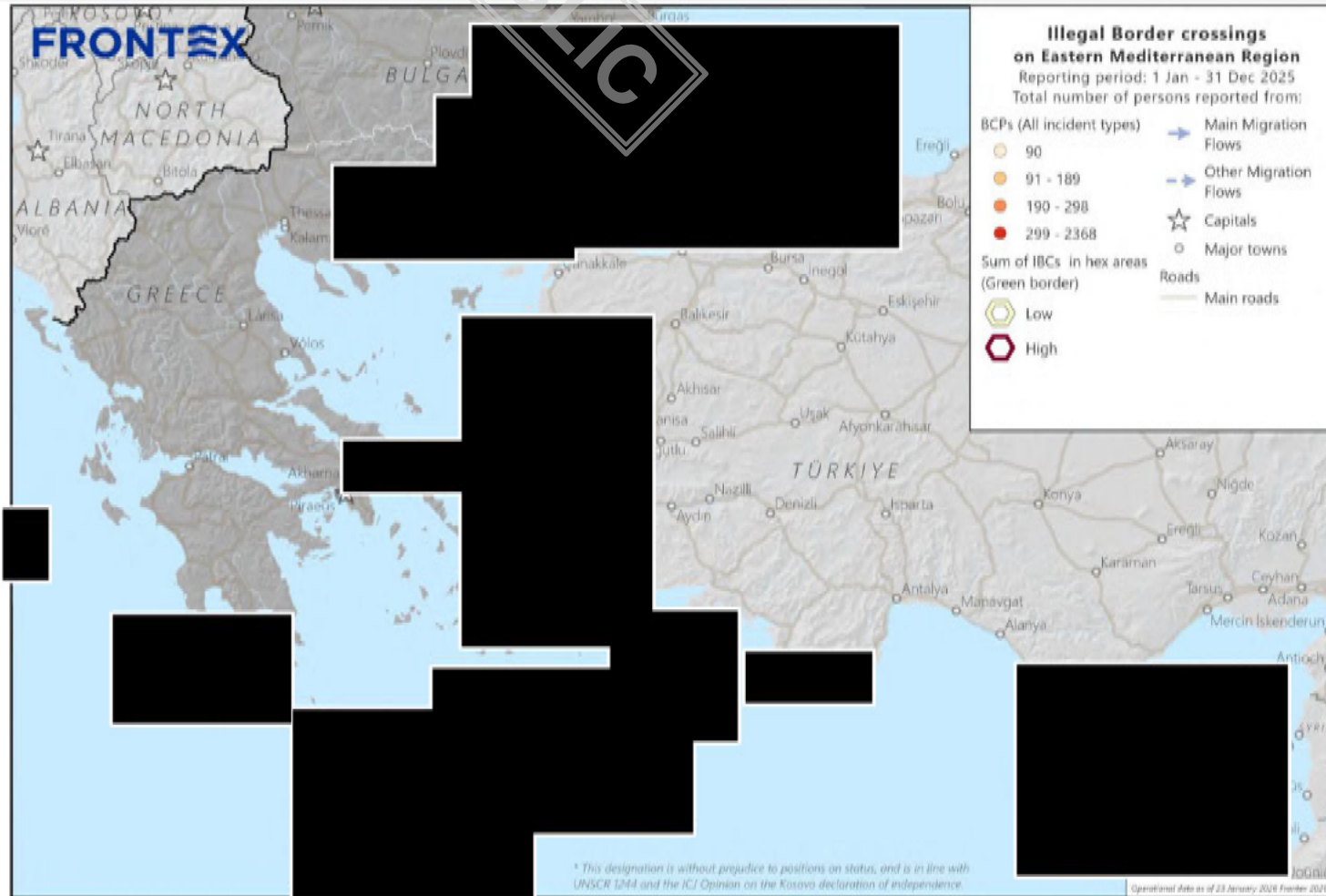
EIBM Intelligence Division

EMWP Meeting, 29 January 2026

# Migratory flows on the Eastern Mediterranean route

International relations, modus operandi of criminal networks

- In 2025, ~52,000 IBCs were reported on entry on the Eastern Med route (more than one quarter down from 2024)



# Migratory flows on the Eastern Mediterranean route

51 772  
(69 954) -26%

East Med Route (overall)

01 Jan - 31 Dec 2025  
(01 Jan - 31 Dec 2024)

Top three nationalities	
Afghanistan	13 772
Sudan	9 234
Egypt	8 163



Modus operandi of criminal networks

Detections of illegal border-crossing on entry in the Eastern Mediterranean region

by main countries of embarkation

Source: FRAN and Joint Operations (for December 2025) data as of 23 January 2026 - Frontex 2026

PUBLIC

# Egypt as country of origin and transit

- Since 2021, no recorded embarkations from Egypt. International relations, modus operandi of criminal networks
- ~18,500 EGY IBC on entry in 2025 (#2 overall at ext. borders)
- Significant number of Sudanese hosted in Egypt (only those registered by UNHCR: ~834,000 by end of 2025).
- EGY activities to curb migration include return operations to Sudan.

# FRONTX



EUROPEAN BORDER AND COAST GUARD AGENCY

Thank you!

PUBLIC



# EUAA update for EMWP

## Asylum applications along the Eastern Mediterranean Route in 2025

Blueprint Network  
29 January 2026

This presentation is based on data exchanged under the EUAA Early warning and Preparedness System (EPS), which consist of statistical data provided to the EUAA by European Union Member States plus Norway and Switzerland (EU+) via a standard template. These data are provisional, unvalidated and therefore might differ from validated data submitted at a later date to Eurostat (according to Regulation (EU) 2020/851 amending Regulation (EC) No 862/2007).



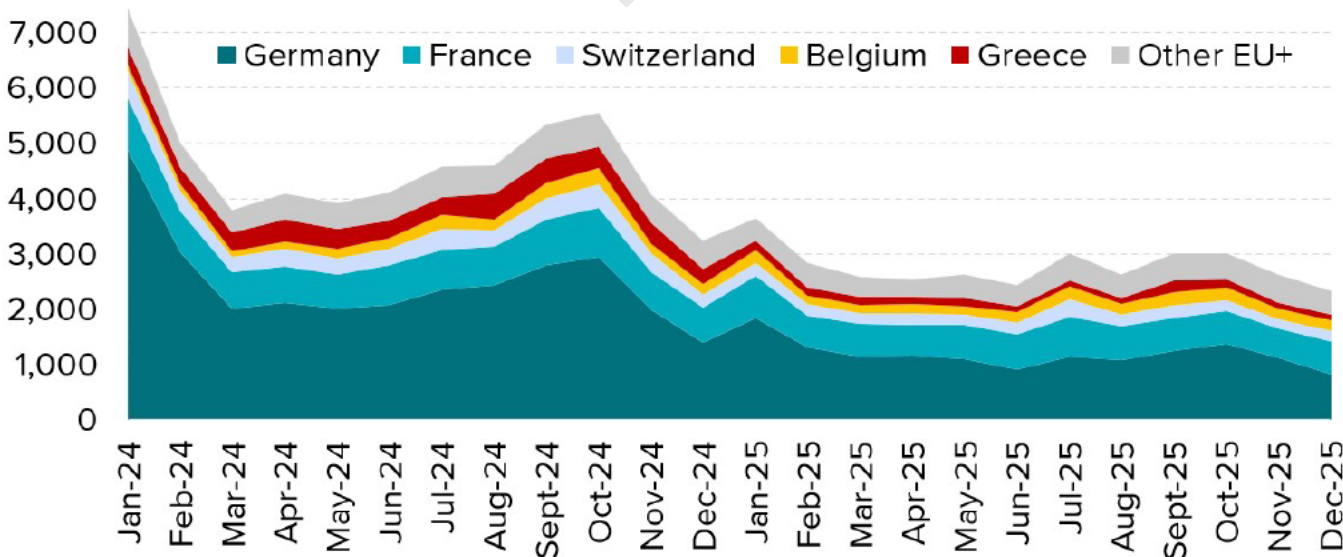
LIMITED

EUAA/AKC/SAU/2026/44



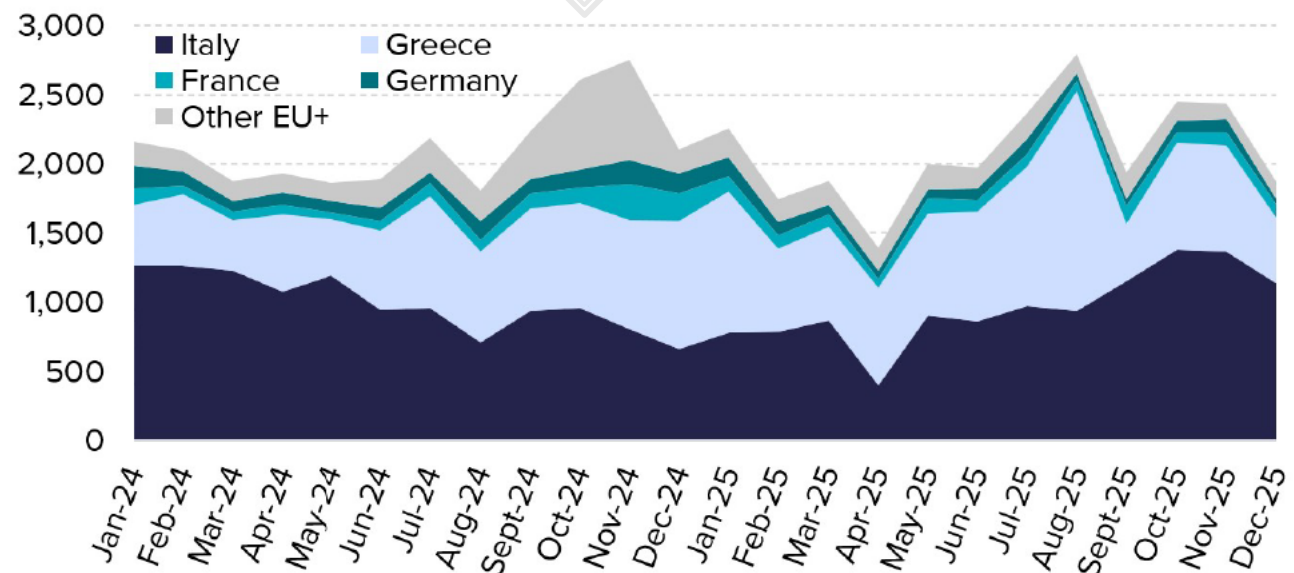
# Asylum applications by Turkish nationals in the EU+

- After peaking in 2023, **Turkish applications in the EU+** have been **declining**
- In 2025, **Turks lodged the least applications in four years (33,000)**
  - **Germany (43%) and France (22%)** remained **the main receiving countries**
  - **Still, both countries recorded notable declines** compared to 2024
- EU+ recognition rate on decline since 2019, 13% in 2025
  - Among the top receiving countries, BE and CH had the highest rates, EL had the lowest



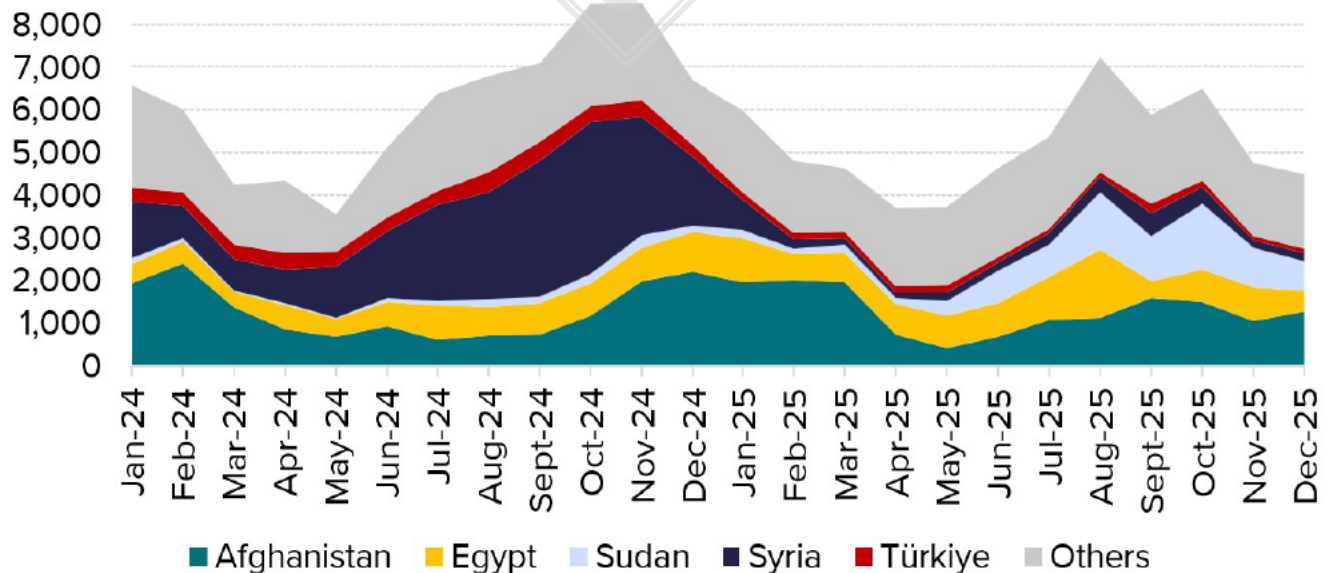
# Asylum applications by Egyptian nationals in the EU+

- **Egyptian applications in the EU+ stable** in 2024-2025, at a higher level than in the past
- In 2025, **Egyptians** lodged around 25,000 applications in the EU+
  - **Italy** (46%) and **Greece** (38%) remained **the main receiving countries**
  - In **Italy**, the **inflow was stable** compared to 2024 but in **Greece**, it **rose by over a quarter**
- EU+ recognition rate on decline since 2019, just 3% in 2025
  - Among the top receiving countries, FR and DE had the highest rates, IT and EL had the lowest



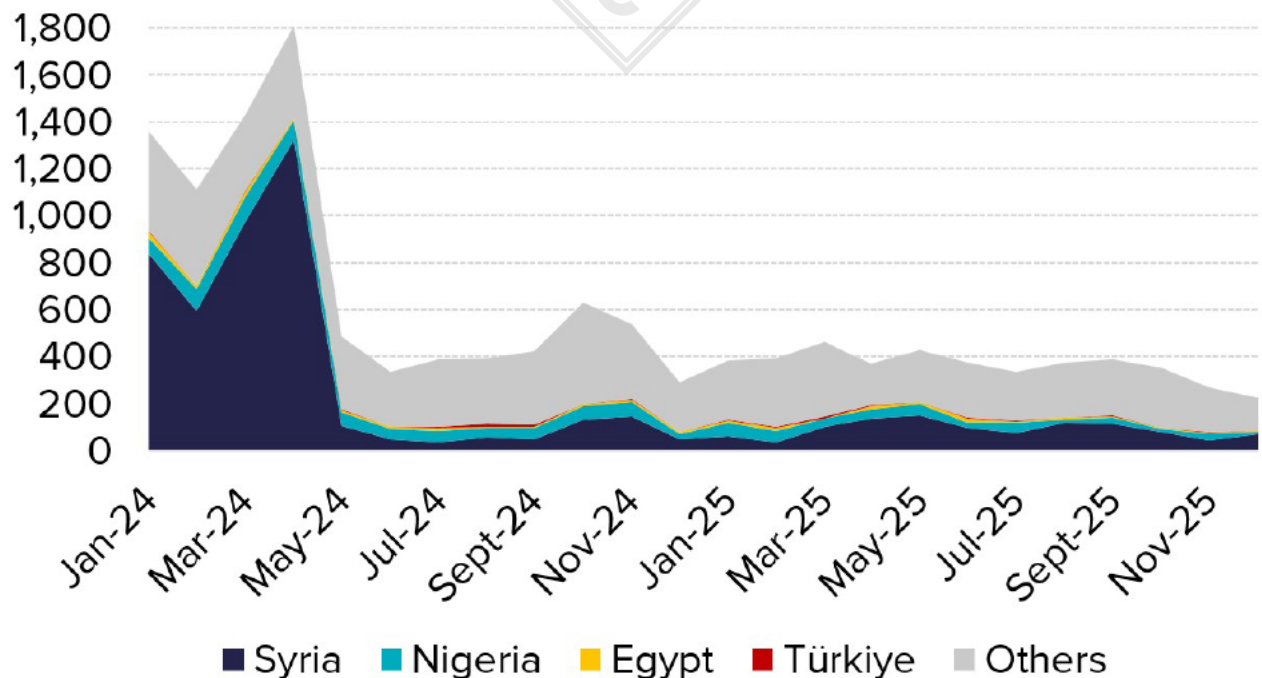
# Asylum applications in Greece (with a focus on EG and TR), 2025

- Greece received **the least applications in three years** (62,000)
  - **primarily due to fewer Syrian applications**, down by over four fifths from 2024
- Conversely, **more applications were lodged by Egyptians** (9,500, most on record), up by over a quarter from 2024
- **Egyptians the 2<sup>nd</sup> largest group** of applicants (nearly 16% of the total), but **Turks ranked 10<sup>th</sup>** (3%)



# Asylum applications in Cyprus (with a focus on EG and TR), 2025

- Cyprus received **the least applications in eight years** (4,400)
  - **primarily due to fewer Syrian applications**, down by three quarters from 2024
- Still, **Syrians remained the top nationality** of asylum applicants in Cyprus (a quarter of the total)
- **Egyptian and Turkish applications** (both in decline in 2024) **accounted for very small shares**: 2% and 1%, respectively



PUBLIC



PUBLIC

## **EUAA Analytical Products available at the member only Analytical Area:**

<https://euaa.europa.eu/member-area/analytical-area>



**Support is our mission**

[www.euaa.europa.eu](http://www.euaa.europa.eu)



LIMITED

