

Brussels, 5 June 2025
(OR. en)

9935/25

Interinstitutional File:
2022/0188 (COD)

POLCOM 122
COEST 444
AGRI 253

COVER NOTE

| | |
|------------------|--|
| From: | Secretary-General of the European Commission, signed by Ms Martine DEPREZ, Director |
| date of receipt: | 4 June 2025 |
| To: | Ms Thérèse BLANCHET, Secretary-General of the Council of the European Union |
| No. Cion doc.: | SWD(2025) 158 final |
| Subject: | COMMISSION STAFF WORKING DOCUMENT Bi-monthly report to the Member States Impact of the trade liberalisation measures for Moldova on the EU market - May 2025 |

Delegations will find attached document SWD(2025) 158 final.

Encl.: SWD(2025) 158 final



EUROPEAN
COMMISSION

Brussels, 4.6.2025
SWD(2025) 158 final

COMMISSION STAFF WORKING DOCUMENT

Bi-monthly report to the Member States

**Impact of the trade liberalisation measures
for Moldova on the EU market – May 2025**

Introduction

To support Moldova's economy and mitigate the negative effects of Russia's unprovoked and unjustified war of aggression against Ukraine, the EU granted Moldova additional duty-free tariff-rate quotas (TRQ) for the agricultural products listed in Annex XV-A of the Association Agreement. The additional TRQs were introduced on 23 July 2022 for one year through the first Regulation on temporary trade-liberalisation measures applicable to Moldovan products ("the ATM Regulation") ⁽¹⁾.

These measures supplemented the trade concessions already applicable to Moldovan products under the Association Agreement. The above-mentioned concessions were extended by two ATM Regulations ⁽²⁾ ⁽³⁾ with the latter in force until 24 July 2025.

While the objective of the ATM is to support Moldova's economy, the Commission committed under the second ATM Regulation to regularly monitor EU imports from Moldova, subject to the trade liberalisation measures, and present the results of this monitoring every two months to the Member States. In particular, taking into account information on exports, imports, prices on the Union market and Union production of the products subject to the ATM Regulation.

The Report

The table on page 3 gives an overview of imports from Moldova of the main products covered by the ATM Regulation for the period February 2024 to March 2025. The report also analyses in more detail the four products actually imported from Moldova into the Union during that period.

The data analysed are import volumes from Moldova from January 2021 until March 2025, and total EU import volumes since March 2023. However, it should be noted that for import data from 2021 to 2022, imports from Moldova were subject to different TRQs under the applicable regimes as the TRQs under the ATM Regulations. The analysis of the situation on the Union market takes into account the EU production and EU price levels. Data is provided on a monthly basis, where available. It should be noted that for some products not all the data is readily available (sometimes not provided by the Member States), or delays may occur in the data collection, which may result in incomplete data for the most recent periods. For other products, due to their nature and harvesting patterns, production figures are only available on a yearly basis. For plums, cherries, and table grapes, prices are presented as annual average since there is no available data for prices outside of season.

In order to have the most recent data available, part of the import data is based on "Surveillance 3" data from DG TAXUD, which may be incomplete for certain Member States and which may be subject to corrections. This may result in some discrepancies compared to Eurostat data, which becomes available two months after the end of the reporting month.

⁽¹⁾ Regulation (EU) 2022/1279 of the European Parliament and of the Council of 18.07.2022, OJ L 195, 22.7.2022, p. 6. <http://data.europa.eu/eli/reg/2022/1279/oj>

⁽²⁾ Regulation (EU) 2023/1524 of the European Parliament and of the Council of 20.7.2023, OJ L 185, 24.7.2023, p. 1. <http://data.europa.eu/eli/reg/2023/1524/oj>

⁽³⁾ Regulation (EU) 2024/1501 of the European Parliament and of the Council of 14 May 2024, OJ L, 29.5.2024, p.1. <http://data.europa.eu/eli/reg/2024/1501/oj>

The monitoring is based on the ATM Regulation and consequently on the TRQs established in the Association Agreement. The product categories, CN codes and TARIC codes covered match the established TRQs.

The services of the Commission will continue to monitor the imports very closely and all the information it receives will be carefully analysed as part of the monitoring.

Imports in tonnes from Moldova per TRQ category (order number)

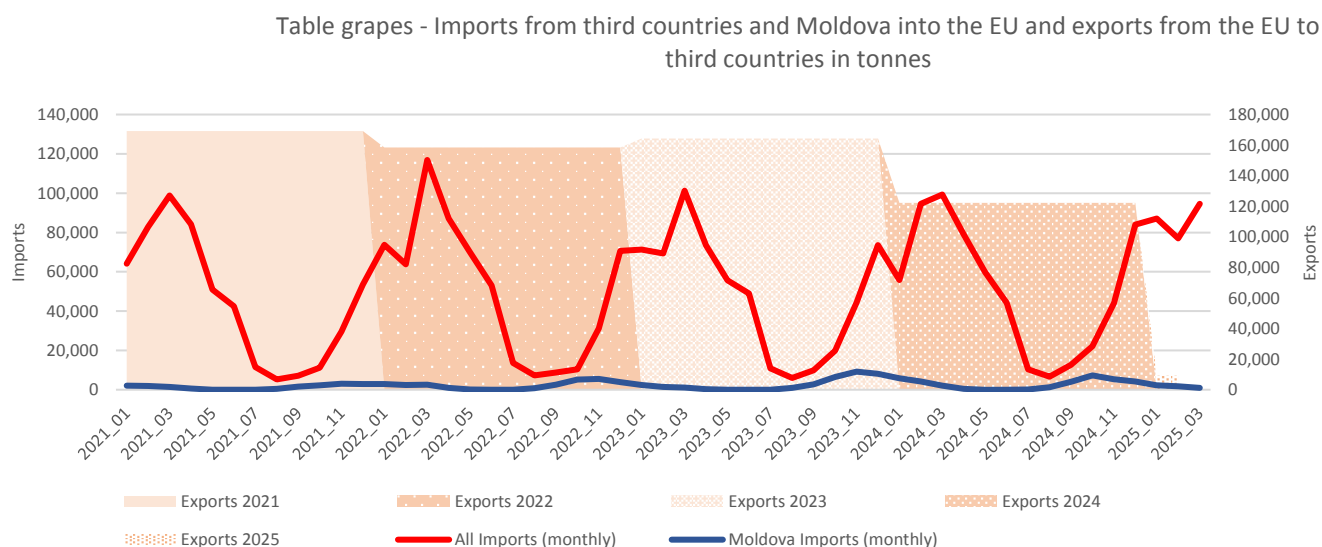
EU27 monthly imports from Moldova of agricultural products subject to Tariff Rate Quotas applicable to imports from Moldova, as from 1 February 2024, in tonnes

| Order no. / year_month | 2024_02 | 2024_03 | 2024_04 | 2024_05 | 2024_06 | 2024_07 | 2024_08 | 2024_09 | 2024_10 | 2024_11 | 2024_12 | 2025_01 | 2025_02 | 2025_03 | Description |
|---------------------------------------|---------|---------|---------|---------|---------|---------|---------|---------|---------|---------|---------|---------|---------|---------|-------------------|
| Tomatoes/fresh or chilled | 0 | 0 | 0 | 0 | 0 | 0 | 0 | 0 | 2 | 20 | 0 | 0 | | | 09.6800 / 09.6810 |
| Garlic, fresh or chilled | 0 | 0 | 0 | 0 | 0 | 0 | 0 | 0 | 0 | 0 | 0 | 0 | | | 09.6801 / 09.6811 |
| Table grapes, fresh | 4,171 | 2,001 | 499 | 20 | 0 | 158 | 1,195 | 4,038 | 7,285 | 5,291 | 4,202 | 2,229 | 1,689 | 934 | 09.6802 / 09.6812 |
| Apples | 3,048 | 3,695 | 5,765 | 2,507 | 280 | 99 | 588 | 1,266 | 1,543 | 1,300 | 2,476 | 4,495 | 5,351 | 6,999 | 09.6803 / 09.6816 |
| Plums, fresh | 0 | 0 | 0 | 0 | 0 | 3,982 | 8,672 | 16,101 | 14,905 | 3,510 | 815 | 66 | 75 | 87 | 09.6804 / 09.6814 |
| Grape juice | 0 | 0 | 0 | 0 | 0 | 0 | 0 | 0 | 0 | 0 | 25 | 0 | | | 09.6805 / 09.6815 |
| Cherries (excl. sour cherries), fresh | 0 | 0 | 0 | 0 | 0 | 56 | 1,191 | 807 | 0 | 0 | 0 | 0 | | | 09.6806 / 09.6813 |

Source: EUROSTAT (2024_02 to 2025_02), and DG TAXUD, Surveillance 3 (for 2025_03), extracted on 19.04.2025

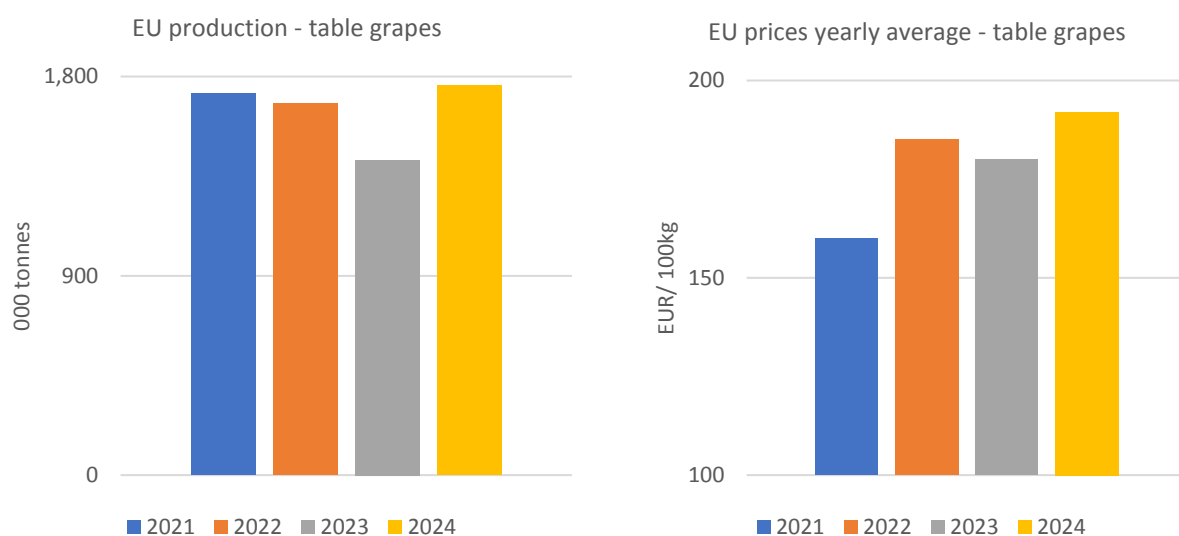
TABLE GRAPES

EU import volumes of table grapes from Moldova between January 2025 and March 2025 decreased by 59.6% compared to the same period of 2024 and they represented 1.9% of total EU imports. **EU exports** decreased by 9% between January and February 2025, as compared to the same period of 2024.



Source: Eurostat & Surveillance 3

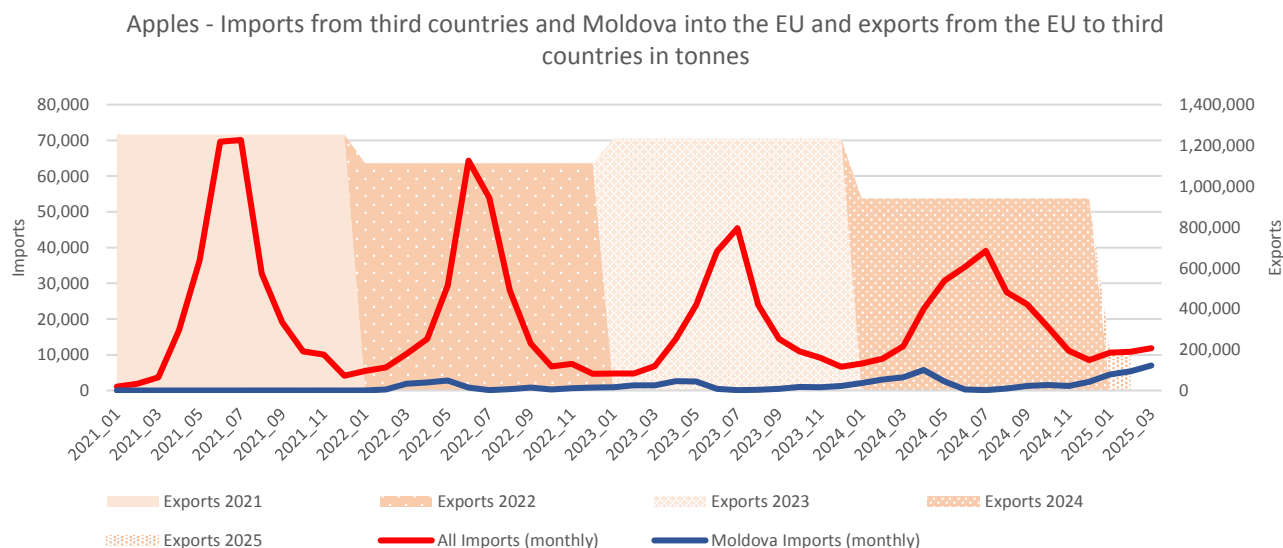
EU production of table grapes increased in 2024 by 24% compared to the preceding year, whilst **EU average prices** increased by 7% between 2023 and 2024.



Source: European Commission

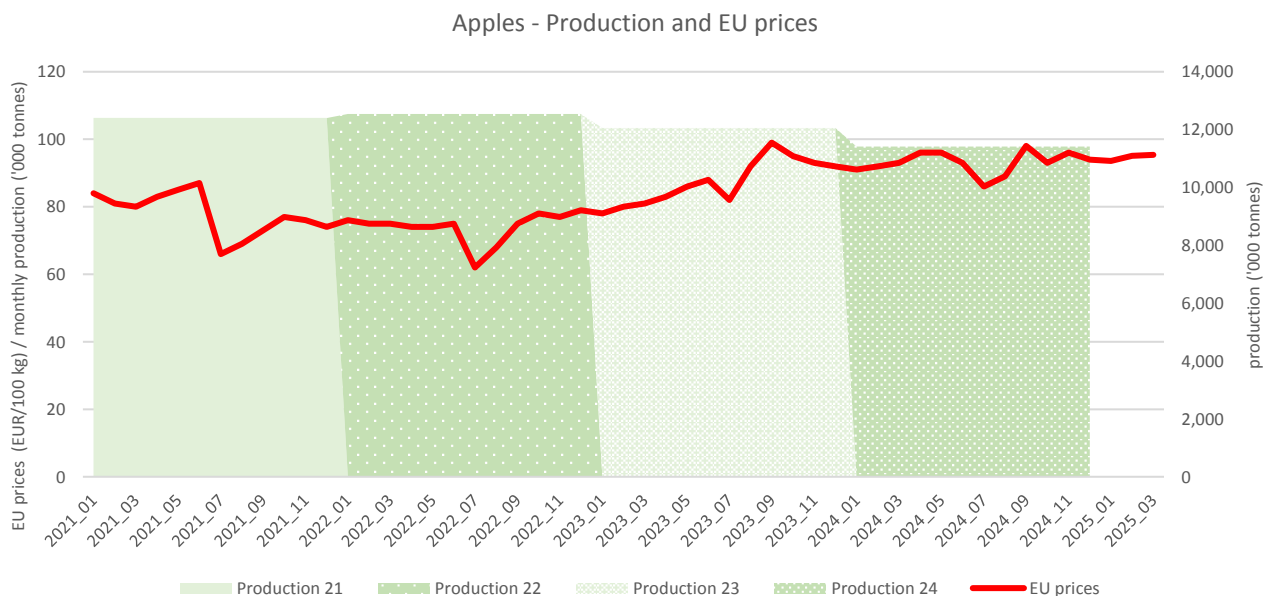
APPLES

EU import volumes of apples from Moldova between January 2025 and March 2025 increased by 91.8% compared to the same period of 2024 and they represented 50.8% of total EU imports. **EU exports** increased by 10% between January and February 2025, as compared to the same period of 2024.



Source: Eurostat & Surveillance 3

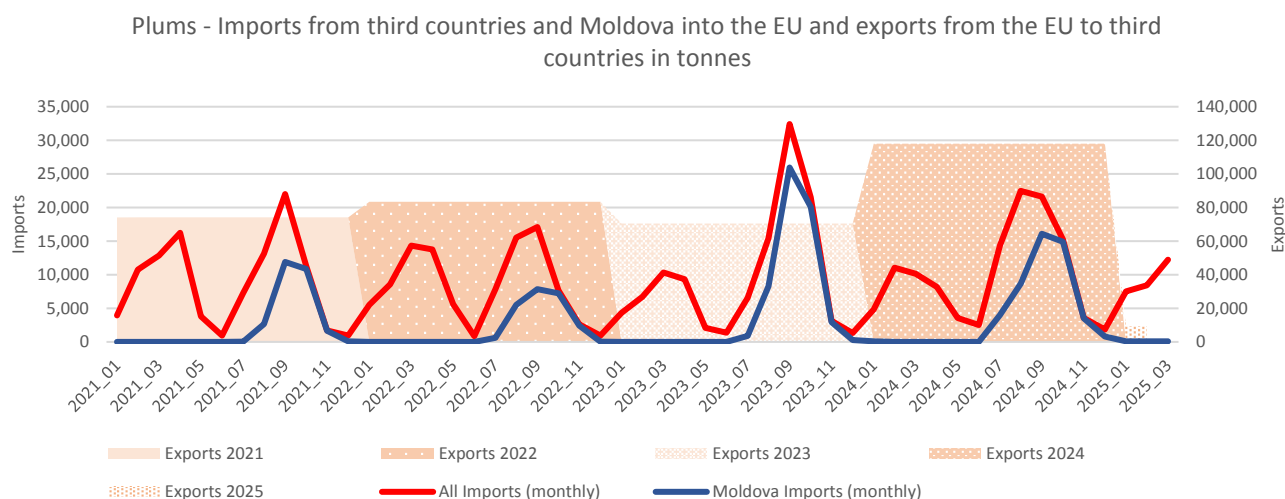
EU production of apples decreased in 2024 by 5.26% compared to the preceding year, whilst **EU average price** of apples in March 2025 was 3% higher than in March 2024.



Source: European Commission

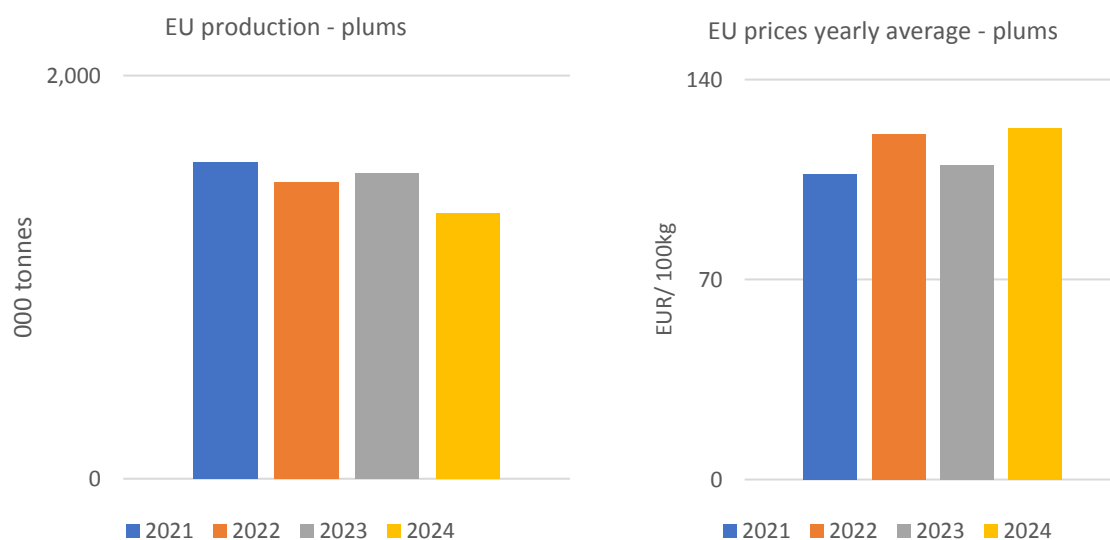
PLUMS

EU import volumes of plums from Moldova between January 2025 and March 2025 was 118.9% higher than in the same period of 2024 and they represented 0.8% of total EU imports. **EU exports** increased by 54% between January and February 2025, as compared to the same period of 2024.



Source: Eurostat & Surveillance 3

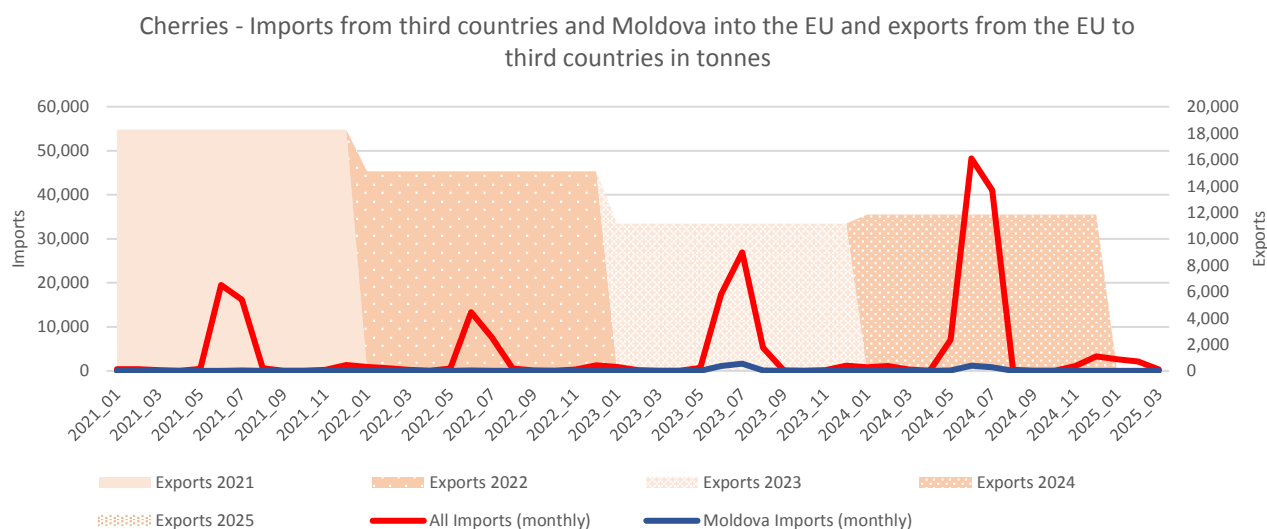
EU production of plums decreased in 2024 by 13% compared to the preceding year. **EU average prices** increased by 12% in 2024 compared to 2023 and surpassed the levels from 2022.



Source: European Commission

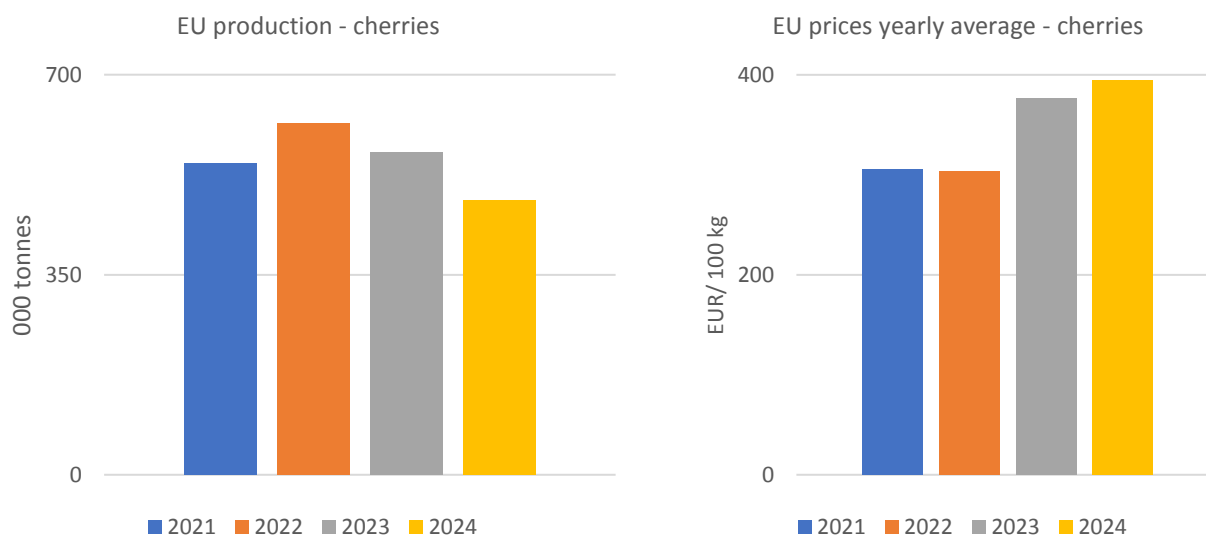
CHERRIES

The EU did not import cherries from Moldova between January 2025 and March, as this was the case in the same period of 2024. **EU exports** decreased by 61% between January and February 2025, as compared to the same period of 2024.



Source: Eurostat & Surveillance 3

EU production of cherries decreased by 17% in 2024 compared to 2023. **EU average prices** increased by 5% in 2024 compared to 2023.



Source: European Commission