



Council of the
European Union

Brussels, 8 August 2018
(OR. en)

6718/07
DCL 1

LIMITE

CIREFI 11
COMIX 216

DECLASSIFICATION

of document: ST6718/07 RESTREINT UE/EU RESTRICTED

dated: 23 May 2017

new status: LIMITE

Subject: Compilation of contributions to the situation report on current knowledge on
illegal immigration and facilitation
– Situation as at 25 May 2007

Delegations will find attached the declassified version of the above document.

The text of this document is identical to the previous version.

RESTREINT UE



**COUNCIL OF
THE EUROPEAN UNION**

**Brussels, 23 May 2007 (21.06)
(OR de,el,en,es,fr,it,nl,pt)**

6718/07

RESTREINT UE

**CIREFI 11
COMIX 216**

NOTE

from: General Secretariat

to: CIREFI

Subject: **Compilation of contributions to the situation report on current knowledge on illegal immigration and facilitation – Situation as at 25 May 2007**

Delegations will find attached contributions from Belgium, Bulgaria, the Czech Republic, Denmark, Germany, Estonia, Greece, Spain, France, Ireland, Italy, Cyprus, Latvia, Lithuania, Luxembourg, Hungary, Malta, the Netherlands, Austria, Poland, Portugal, Romania, Slovenia, Slovakia, Finland, Sweden, the United Kingdom, Iceland, Norway and Switzerland.

RESTREINT UE

INDEX

Page No.

BELGIUM	3
BULGARIA	5
CZECH REPUBLIC	13
DENMARK	17
GERMANY	19
ESTONIA	24
GREECE	26
SPAIN	33
FRANCE	39
IRELAND	54
ITALY	57
CYPRUS	62
LATVIA	68
LITHUANIA	73
LUXEMBOURG	79
HUNGARY	81
MALTA	91
NETHERLANDS	96
AUSTRIA	108
POLAND	110
PORTUGAL	113
ROMANIA	118
SLOVENIA	125
SLOVAKIA	134
FINLAND	142
SWEDEN	145
UNITED KINGDOM	149
ICELAND	153
NORWAY	154
SWITZERLAND	158

RESTREINT UE

BELGIUM

Period under consideration: **MARCH 2007**

1. Statistical data and general trends (stability, increase, decrease)

- 1.1. Refusal of entry at all frontiers: 77 (-16,3 %)-(-47,2 %).
RUS, TUR, SEN, COD, MAR.
Russia, Turkey, Senegal, DR Congo, Morocco.
- 1.1.1. Land: /
- 1.1.2. Air: 73 (-6,4 %)-(-43,8 %).
RUS, TUR, SEN, COD, MAR.
Russia, Turkey, Senegal, DR Congo, Morocco.
- 1.1.3. Sea: 4 (-71,4 %)-(-75 %).
- 1.2. Illegal aliens apprehended: 1 030 (+14,3 %)-(-34,4 %)
DZA, MAR, SRB, IND, AFG.
Algeria, Morocco, Serbia, India, Afghanistan.
- 1.3. Applications for asylum at the frontier: 23 (-11,5 %)-(-34,2 %)
COD, RWA, AGO, NGA, IRK.
DR Congo, Rwanda, Angola, Nigeria, Iraq.
- 1.4. Applications for asylum within the national territory: 1 001 (+36,3 %)-(+7,7 %)
SRB, RUS, GIN, IRK, COD.
Serbia, Russia, Guinea, Iraq, DR Congo.
- 1.5. Expulsions carried out: 503 (+53,3 %)-(-34,9 %)
BRA, ALB, MAR, RUS, UKR.
Brazil, Albania, Morocco, Russia, Ukraine
- 1.6. Comments: 178 (+27,1 %)-(-10,5 %)
Interceptions of illegal transport operations with GBR as destination:
AFG, IND, SRB, IRK, ALB.
Afghanistan, India, Serbia, Iraq, Albania.

RESTREINT UE

BELGIUM

Period under consideration: APRIL 2007

1. Statistical data and general trends (stability, increase, decrease)

- 1.1. Refusal of entry at all frontiers: 76 (-1,2 %)-(-38,2 %).
CHN, MAR, COD, SEN, LBY.
China, Morocco, DR Congo, Senegal, Libya.
- 1.1.1. Land: /
- 1.1.2. Air: 65 (-10,9 %)-(-42,4 %).
CHN, MAR, COD, SEN, LBY.
China, Morocco, DR Congo, Senegal, Libya.
- 1.1.3. Sea: 11 (+175 %)-(+10 %).
- 1.2. Illegal aliens apprehended: 835 (-18,9 %)-(-38,8 %)
DZA, MAR, IND, SRB, AFG.
Algeria, Morocco, India, Serbia, Afghanistan.
- 1.3. Applications for asylum at the frontier: 20 (-13,04 %)-(-13,04 %)
COD, CMR, AGO, NGA, SRB.
DR Congo, Cameroon, Angola, Nigeria, Serbia.
- 1.4. Applications for asylum within the national territory: 842 (-15,8 %)-(+1,08 %)
AFG, SRB, RUS, COD, IRK.
Afghanistan, Serbia, Russia, DR Congo, Iraq.
- 1.5. Expulsions carried out: 370 (-26,4 %)-(-50,7 %)
BRA, UKR, ALB, ARM, MAR.
Brazil, Ukraine, Albania, Armenia, Morocco.
- 1.6. Comments: 188 (+5,6 %)-(-12,5 %)
Interceptions of illegal transport operations with GBR as destination:
IND, AFG, IRK, DZA, PAK.
India, Afghanistan, Iraq, Algeria, Pakistan.

RESTREINT UE

BULGARIA

Period under consideration: **MARCH 2007**

1. Statistical data and general trends (stability, increase, decrease)

1.1. Refusal of entry at all frontiers

Top 5 countries	ISO Alpha-3 Code	Number
1. Turkey	TUR	365
2. FYROM	MKD	56
3. Albania	ALB	26
4. Serbia	*	25
5. Ukraine	UKR	18
TOTAL		623

1.1.1. Land

Top 5 countries	ISO Alpha-3 Code	Number
1. Turkey	TUR	362
2. FYROM	MKD	56
3. Serbia	*	25
4. Albania	ALB	24
5. Ukraine	UKR	17
TOTAL		596

1.1.2. Air

Top 5 Countries	ISO Alpha-3 Code	Number
1. Russia	RUS	3
2. China	CHN	3
3. Albania	ALB	2
4. Tunisia	TUN	2
5. Stateless	*	2
TOTAL		24

1.1.3. Sea

Top 5 Countries	ISO Alpha-3 Code	Number
1. Turkey	TUR	2
2. South Africa	ZAF	1
TOTAL		3

RESTREINT UE

BULGARIA

1.2. Illegal aliens apprehended

Top Countries	5	ISO Alpha-3 Code	Number
1. Iraq		IRQ	38
2. Turkey		TUR	19
3. Afghanistan		AFG	16
4. Armenia		ARM	12
5. Moldova		MDA	10
TOTAL			149

1.3. Applications for asylum at the frontier - 48

1.4. Applications for asylum within the national territory - 44

Top five countries in terms of number of submitted applications – Iraq, stateless, Afghanistan, Côte d'Ivoire, Armenia, Nigeria, Turkey.

For further information:

COUNTRY	ISO Alpha-3 Code	1-31 March 2007		
		At the frontier	Within the territory	Total
Afghanistan	AFG	3	3	6
Armenia	ARM	0	3	3
Bangladesh	BGD	1	1	2
Côte d'Ivoire	CIV	0	4	4
Guinea	EGY	0	2	2
Iraq	IRQ	37	10	47
Libyan A. J.	LBY	0	1	1
Moldova	MDA	0	2	2
Nigeria	NGA	0	3	3
Pakistan	PAK	0	2	2
Russian Federation	RUS	0	2	2
Stateless	*	7	5	12
Sudan	SDN	0	1	1
Syrian A.R.	SYR	0	2	2
Turkey	TUR	0	3	3
Total for the month		48	44	92

RESTREINT UE

BULGARIA

- 1.5. Expulsions carried out – the information covers coercive administrative measures applied under Articles 40, 41, 42 and 42a of the Law on foreign nationals in the Republic of Bulgaria

Top 5 Countries	ISO Alpha-3 Code	Number
1. Moldova	MDA	26
2. Iraq	IRQ	17
3. Turkey	TUR	14
4. Georgia	GEO	2
5. Syria	SYR	1
TOTAL		62

- 1.6. Comments

In the reporting period (1 - 31 March 2007) the number of refused aliens went up by 2,6 compared to the same month in 2006. This was mainly for the same reasons as in February 2007:

- the introduction of visa requirements for the nationals of Bulgaria's neighbouring states upon the accession of Bulgaria to the EU
- the discontinuation of the issue of state tax stamps to Turkish nationals at the border check points.

As compared to February 2007 the increase is 35 %.

The top five nationalities for refusals of aliens remained the same.

During this period the main reasons for refusal remained travel without visas, without a passport or without the necessary financial resources.

2. Salient facts

2.2. Principal investigations leading to the dismantling of illegal networks or workshops

In March 2007 the investigation continued of an organised crime group operating along the route from Sofia to the Greek border in the area of the Gotze Delchev border police section within the regional border sector of Petrich. As a result, the information available about members of the organised crime group was extended and actions were undertaken, also jointly with the Greek side, to dismantle the channel.

2.3. New operating methods and causes identified

2.3.2. Role of participants in the organisation of networks (travel agencies, etc.)

New members of the channel for emigrant smuggling from Moldova to Greece, operating on exit, were identified. The functions of foreign nationals were established in relation to the recruitment and organisation of the groups in Sofia. A Moldovan national who was organising the channel from Moldova was identified. His connections on Bulgarian territory were intercepted. A new method for trafficking Moldovan nationals through Bulgarian territory was identified. New persons transporting the groups to the Greek border were established.

RESTREINT UE

BULGARIA

2.3.4. Use of false documents

In the reporting period (1-31 March 2007) 6 foreign nationals were detained at border checkpoints with false or counterfeit documents as follows:

At the **air border**:

On exit:

- 1 national of Moldova with a false Romanian ID card at the border checkpoint at Sofia airport;

At the border with **Greece**:

On exit:

- 1 national of Iraq at the border checkpoint of K. P Voivoda with a counterfeit Bulgarian passport;
- 1 national of Turkey at the border checkpoint of Kulata with a counterfeit Bulgarian passport;

At the border with **Romania**:

On exit:

- 1 national of Turkey at the border checkpoint of Danube bridge with a counterfeit Bulgarian passport;

At the border with **Turkey**:

At entry:

- 1 national of Iraq at the border checkpoint of Kapitan Andreevo with a false Dutch passport and an ID card
- 1 national of Turkey at the border checkpoint of Malko Tarnovo with a false Bulgarian ID card.

Period under consideration: APRIL 2007

1. Statistical data and general trends (stability, increase, decrease)

1.1. Refusal of entry at all frontiers

Top 5 Countries	ISO Alpha-3 Code	Number
1. Turkey	TUR	632
2. Serbia	*	55
3. Albania	ALB	36
4. FYROM	MKD	35
5. Moldova	MDA	15
TOTAL		955

RESTREINT UE

BULGARIA

1.1.1. Land

Top 5 Countries	ISO Alpha-3 Code	Number
1. Turkey	TUR	628
2. Serbia	*	54
3. FYROM	MKD	35
4. Albania	ALB	34
5. Moldova	MDA	15
TOTAL		928

1.1.2. Air

Top 5 Countries	ISO Alpha-3 Code	Number
1. Turkey	TUR	4
2. Ukraine	UKR	3
3. Albania	ALB	2
4. India	IND	2
5. China	CHN	2
TOTAL		25

1.1.3. Sea

Top 5 Countries	ISO Alpha-3 Code	Number
1. Russia	RUS	1
2. Egypt	EGY	1
TOTAL		2

1.2. Illegal aliens apprehended

Top 5 Countries	ISO Alpha-3 Code	Number
1. Moldova	MDA	25
2. Afghanistan	AFG	20
3. Turkey	TUR	15
4. Armenia	ARM	11
5. Iraq	IRQ	9
TOTAL		121

RESTREINT UE

BULGARIA

1.3. Applications for asylum at the frontier - 4

1.4. Applications for asylum within the national territory - 37

Top five countries in terms of number of submitted applications – Iraq, Armenia, Afghanistan and stateless. Some of the applicants submitted repeated asylum applications.

In the period 1-30 April 2007 the number of asylum applications submitted both at the frontier and within national territory showed a relative decrease. The tendency of having the largest number of asylum applicants from Iraq remains. Non-typical asylum seekers appeared from Guinea, Burkina Faso and Côte d'Ivoire but their number is insignificant. Many of the asylum seekers attempt to get in touch with smugglers aiming to organise their facilitation to Western Europe, only using Bulgaria as a transit country.

1.5. Expulsions carried out – the information covers coercive administrative measures applied under Articles 40, 41, 42 and 42a of the Law on foreign nationals in the Republic of Bulgaria

Top Countries	5	ISO Alpha-3 Code	Number
1. Moldova		MDA	13
2. Iraq		IRQ	19
3. Turkey		TUR	9
4. Somalia		SOM	4
5. Palestine			4
TOTAL			60

1.6. Comments

The number of refused aliens in April 2007 went up by 53,3 % compared to March (623 persons) and it went up almost three times compared to the same month of last year (327 persons).

The top five nationalities for refusals of aliens remained the same - mainly nationals of neighbouring states.

Also during this period the main reasons for refusal remained travel without visas, without a passport or without the necessary financial resources.

2. Salient facts

2.2. Principal investigations leading to the dismantling of illegal networks or workshops

In April 2007 an organised crime group was dismantled involved in the smuggling of Moldovan nationals to Greece through the area of the Gotze Delchev border police section within the regional border sector of Petrich. A member of the organised crime group was detained as well as some of his accomplices in the facilitation of persons to Greece. Activities related to the dismantling of the channel have been coordinated with the Greek side.

2.3. New operating methods and causes identified

2.3.1. New itineraries detected

In April 2007 an attempt was made to revive an old route for facilitating emigrants from Turkey to Bulgaria. The route goes near the border checkpoint of Kapitan Andreevo on its western side. Mainly Arab-speaking emigrants are smuggled along this route. It is characteristic that attempts at smuggling emigrants from Iraq are on the increase.

2.3.2. Role of participants in the organisation of networks (travel agencies, etc.)

New members of the channel for emigrant smuggling from Moldova to Greece, operating on exit, were identified. The functions of foreign nationals were established in relation to the recruitment and organisation of the groups in Sofia. A Moldovan national who was organising the channel from Moldova was identified. His connections on Bulgarian territory were intercepted. A new method for trafficking Moldovan nationals through Bulgarian territory was identified.

2.3.4. Use of false documents

In the reporting period (1-30 April 2007) 25 foreign nationals were detained at border checkpoints with false or counterfeit documents as follows:

At the **air border**:

On exit:

- 1 national of Iraq with a false Romanian ID card at the border checkpoint at Sofia airport;
- 1 national of Iraq with a false Danish passport at the border checkpoint at Sofia airport;
- 1 national of Albania with a false Greek passport at the border checkpoint at Sofia airport;
- 2 nationals of Georgia with false Lithuanian passports at the border checkpoint at Sofia airport;
- 1 national of Moldova with a false Romanian ID card at the border checkpoint at Sofia airport;

RESTREINT UE

BULGARIA

At the border with **Greece**:

At entry:

- 1 unidentified national at the border checkpoint of Kulata with another person's Dutch ID card;
- 1 national of Turkey at the border checkpoint of K.P Voivoda with a false Bulgarian ID card;
- 1 national of Ukraine at the border checkpoint of Kulata with a false Polish passport.

At the border with **Romania**:

On exit:

- 1 national of India at the border checkpoint of Danube Bridge with a false Portuguese passport;

At the border with **Turkey**:

At entry:

- 11 nationals of Moldova at the border checkpoint of Kapitan Andreevo with false Romanian ID cards;

On exit:

- 1 national of Serbia at the border checkpoint of Kapitan Andreevo with a false motor vehicle authorisation;
- 1 national of Serbia at the border checkpoint of Kapitan Andreevo involving the motor vehicle

At **sea** border:

At entry:

- 2 nationals of Moldova at the border checkpoint of Port Varna with false Lithuanian passports

RESTREINT UE

CZECH REPUBLIC

Period under consideration: **MARCH 2007**

1. Statistical data and general trends (stability, increase, decrease)

1.1. Refusal of entry at all frontiers

March 2007

Total	Land	Air	Sea	5 top countries	% compared with the previous month	% compared with the same month of 2006
122	114	8	-	TUR – 23 VNM - 15 RUS – 14 UKR – 13 SRB – 10	-1,61 %	- 45,54 %

1.2. Illegal aliens apprehended

March 2007

Total	5 top countries	% compared with the previous month	% compared with the same month of 2006
529	UKR – 333 VNM – 34 MNG - 24 RUS – 19 XXX - 13	+27,16 %	-25,70 %

1.3. Applications for asylum (all cases)

March 2007

Total	At the border	within the territory	5 top countries	% compared with the previous month	% compared with the same month of 2006
181	-	-	UKR – 30 MNG –22 RUS - 20 BLR – 16 CUB - 12	+39,23 %	-31,18 %

RESTREINT UE

CZECH REPUBLIC

Period under consideration: **APRIL 2007**

1. Statistical data and general trends (stability, increase, decrease)

1.1. Refusal of entry at all frontiers

April 2007

Total	Land	Air	Sea	5 top countries	% compared with the previous month	% compared with the same month of 2006
148	135	13	-	TUR – 29 CHN – 28 UKR – 21 RUS – 7 SRB – 7	+21,31 %	-28,16 %

1.2. Illegal aliens apprehended

April 2007

Total	5 top countries	% compared with the previous month	% compared with the same month of 2006
433	UKR – 238 VNM – 36 CHN – 32 MDA – 20 MNG – 17	-18,15 %	-34,98 %

1.3. Applications for asylum (all cases)

April 2007

Total	At the border	within the territory	5 top countries	% compared with the previous month	% compared with the same month of 2006
130	-	-	UKR – 23 VNM – 16 MNG – 12 GEO – 11 RUS – 8	-28,18 %	-40,37 %

2. Salient facts

2.1 Reminder of the particulars communicated via EWS and measures taken

In 2007 (January – April) the Czech Republic received 27 messages via the EWS. 20 messages were received from Cyprus, 2 from Slovakia, 2 from Poland, 1 from Germany, 1 from Finland, and 1 from Hungary.

The Czech Republic has sent 2 messages via the EWS so far in 2007.

2.2. Principal investigations leading to the dismantling of illegal networks or workshops

From January to March 2007, 781 aliens were apprehended crossing the state borders illegally.

The greatest pressure of illegal migration across the state borders was at the state borders with Germany (272 persons apprehended), Poland (255), and Austria (191).

Ukraine is still the most numerous country of origin of illegal migrants apprehended at the state borders of the Czech Republic. During the first three months of 2007, 100 Ukrainians were apprehended crossing the state borders illegally. The other most numerous countries of origin include Moldova (71), Turkey (39), China (34), and Iraq (33).

193 aliens illegally crossing the state borders were found to have been facilitated. When compared to the same period of 2006 the number of facilitated migrants increased by 73,9 %. The facilitated aliens are in most cases of Vietnamese (65 persons), Ukrainian (39), and Moldovan origin (30). During January and February 2007, 27 facilitators were detected.

During January – March 2007, 53 persons were detected in various means of transport (37 persons in trucks, 14 persons in personal cars, and 2 persons in trains). The persons detected in these means of transport were from Vietnam (30 persons), Iraq (12), and Ukraine (6).

From January to March 2007, 1 288 aliens were detected for violation of residence rules. When compared to the same period of 2006 this represents an annual decrease of 25,8 %.

RESTREINT UE

CZECH REPUBLIC

2.3. New operating methods and causes identified

In February 2007 an increasing tendency in irregular migration was identified with respect to citizens of Moldova. They attempted to cross the state borders with Austria illegally in cars driven by Hungarian drivers. When checked they provided false Hungarian identification documents. The Moldovan citizens claimed to have come to the Czech Republic by train or bus across Ukraine and Slovakia. They were to travel through Austria to Italy.

2.3.4. Use of false documents

During the first three months of 2007, 180 persons were apprehended for using false travel documents. This is the same number as in the same period of 2006.

33,8 % (61) of these apprehended aliens come from Ukraine. Detected false travel documents are in most cases of Polish, Ukrainian, Lithuanian, Czech, Slovak, Hungarian, Korean, or Bulgarian origin.

RESTREINT UE

DENMARK

Period under consideration: **FEBRUARY 2007**

1. Statistical data and general trends

1.1. Refusal of entry at all frontiers: 6
January 2007: 9 (decrease)
February 2006: 8 (decrease)

1.1.1. Land: No statistical records.

1.1.2. Air: 6

1.1.3. Sea: 0

Top five nationalities: RUS: 2, FRA, CHL, CHN and IRQ: 1

1.2. Illegal aliens apprehended: No statistical records

1.3. Applications at the frontier: 14*

January 2007: 17 (decrease)

February 2006: 15 (decrease)

* Only the air border at Copenhagen Airport; no statistical records concerning land and sea borders

1.4. Applications for asylum within the national territory: 158

January 2007: 183 (decrease)

February 2006: 121 (increase)

Top five nationalities: IRQ: 95, SCG: 14, IRN and LBN: 7, LKA and SYR: 6

1.5. Expulsions carried out: 110

January 2007: 149 (decrease)

February 2006: 172 (decrease)

Top five nationalities: IRQ: 19, ROU: 10, SCG: 9, LTU and FYROM: 8

RESTREINT UE

DENMARK

Period under consideration: **MARCH 2007**

1. Statistical data and general trends

1.1. Refusal of entry at all frontiers: 9

February 2007: 6 (increase)
March 2006: 15 (decrease)

1.1.1. Land: No statistical records.

1.1.2. Air: 9

1.1.3. Sea: 0

Top five nationalities: UKR: 3, ESP, LVA, RUS, MWI, IRQ and PHL: 1

1.2. Illegal aliens apprehended: No statistical records

1.3. Applications at the frontier: 21*

February 2007: 14 (increase)
March 2006: 19 (increase)

* Only the air border at Copenhagen Airport; no statistical records concerning land and sea borders

1.4. Applications for asylum within the national territory: 162

February 2007: 158 (increase) March 2006:
144 (increase)

Top five nationalities: IRQ: 126, SCG: 15, IRN: 7 IND: 6, and AFG: 5

1.5. Expulsions carried out: 169

February 2007: 110 (increase)
March 2006: 137 (increase)

Top five nationalities: IRQ: 20, AFG: 13, SCG and DEU: 9, LTU, SWE, NER and NGA: 7

RESTREINT UE

GERMANY

Period under consideration: **MARCH 2007**

1. Statistical data and general trends (stability, increase, decrease)

1.1. Refusal of entry at all frontiers

March 2007	1 125	SRB (296), TUR (139), FYROM (87), UKR (56), BIH (51)
February 2006	830	SRB (171), TUR (127), FYROM (62), UKR (44), BIH (43)
March 2006	1 384	SRB* (--), TUR (124), FYROM (78), UKR (74), BIH (31)

In comparison with previous month: + 35,5 %

In comparison with corresponding period of previous year: - 16,5 %

1.1.1.Land:	801	SCG (288), TUR (111), FYROM (84), BIH (51), UKR (51)
1.1.2.Air:	248	BOL (30), CHN (29), TUR (28), PHL (17), RUS (15)
1.1.3.Sea:	1	IND (1)

Land: In comparison with previous month: + 37,9 %,

In comparison with corresponding period of previous year: - 23,4 %

Air: In comparison with previous month: + 30,2 %

In comparison with corresponding period of previous year: + 9,1 %

Sea: In comparison with previous month: 0 %

In comparison with corresponding period of previous year: - 83,3 %

1.2. Illegal aliens apprehended

illegal entry		
March 2007	408	VNM (49), IRQ (46), SRB (36), CHN (36), TUR (24)
February 2006	450	VNM (24), IRQ (22), SRB (39), CHN (45), TUR (43)
March 2006	529	VNM (13), IRQ (12), SRB* (--), CHN (33), TUR (29)

In comparison with previous month: - 9,3 %

In comparison with corresponding period of previous year: - 22,9 %

RESTREINT UE

GERMANY

illegal stay		
March 2007	1 096	TUR (143), RUS (85), SRB (68), HRV (60), CHN (57)
February 2006	1 022	TUR (136), RUS (52), SRB (36), HRV (27), CHN (65)
March 2006	1 329	TUR (187), RUS (99), SRB* (--), HRV (12), CHN (81)

In comparison with previous month: + 7,2 %

In comparison with corresponding period of previous year: - 17,5 %

1.3. Applications for asylum at the frontier

	Total	External EU-borders
March 2007	127	101
February 2006	84	46
March 2006	201	132

In comparison with previous month:

+ 51,2 % + 119,6 %

In comparison with corresponding period of previous year: - 36,8 % - 23,5 %

1.4. Applications for asylum within the national territory

	including applications at the borders	
March 2007	1 468	IRQ (175), SRB (149), TUR (132), RUS (70), VNM (65)
February 2006	1 299	IRQ (109), SRB (155), TUR (130), RUS (52), VNM (73)
March 2006	2 140	IRQ (225), SRB* (--), TUR (209), RUS (100), VNM (94)

In comparison with previous month: + 13 %

In comparison with corresponding period of previous year: - 31,4 %

1.5. Expulsions carried out

March 2007	930	TUR (122), VNM (91), SRB (79), RUS (50), MDA (43)
February 2006	913	TUR (149), VNM (63), SRB (24), RUS (43), MDA (21)
March 2006	1 622	TUR (260), VNM (61), SRB* (--), RUS (68), MDA (31)

In comparison with previous month: - 1,9 %

In comparison with corresponding period of previous year: - 42,7 %

1.6 Comments

The external borders referred to above are Germany's Schengen external borders.

* Serbia and Montenegro until July 2006

In March there were marked increases on the previous month in nearly all areas of border police observation of illegal immigration. The rates of increase were especially high for cases where entry was refused at land and air borders. The majority of those refused leave to enter were nationals of Serbia, Turkey and the former Yugoslav Republic of Macedonia coming from Switzerland. This group often holds national residence permits for Switzerland which do not entitle them to enter or stay in German territory. Bolivians were the top nationality trying to enter by air, the trend being strongly upward.

Asylum applications were again up on the previous month, an increase mainly attributable to Iraqi applicants.

2. Salient facts

2.1. Reminder of the particulars communicated via the early warning system and measures taken

In March and April 2007 the Federal Police Department in Coblenz received 13 CIREFI alerts.

2.2. Principal investigations leading to the dismantling of illegal networks or workshops

2.2.1. Schwandorf Federal Police break up Iraqi illegal immigration gang

In early April, under the overall leadership of the Public Prosecutor's Office in Hof, Schwandorf Federal Police conducted a massive operation against the organised smuggling of illegal immigrants. In a two-stage deployment, over 500 officers detained 10 persons for questioning and searched 21 properties in Munich, Wunsiedel and Braunschweig. A large number of mobile phones and EUR 35 000 in cash were seized. The persons arrested, who are being charged with the offence of organised smuggling of illegal immigrants on a commercial scale, are Iraqi nationals, mainly of Kurdish origin, whose status in Germany is as asylum seekers or aliens with exceptional leave to remain. They are charged with having smuggled more than 100 Iraqis into Germany in the space of just four weeks. The illegal immigrants were smuggled in over the "green border" from the Czech Republic or driven in from Northern Italy, via Austria, initially to Munich. From Munich they were smuggled on to Scandinavia - mainly via Denmark to Sweden. Prior to this major operation, a number of smuggled illegal immigrants were apprehended; the plan was for them to have been picked up by drivers instructed to take them to their regions of destination.

2.2.2. 29 Vietnamese apprehended in van

Federal police officers stopped a Mercedes Benz Sprinter at the German/Czech border and carried out border controls. The driver of the vehicle was Czech. There were 29 Vietnamese nationals hiding in the back of the van. They did not have residence permits for the Federal Republic of Germany and had entered illegally over the "green border". Investigations were started regarding the Czech driver and those who may have been behind the smuggling operation.

2.3. New operating methods and causes identified

2.3.4. Use of false documents

In **March** the Federal Police detected 348 counterfeit and forged border-crossing documents. These included 157 passports, 97 ID cards and 19 visas. The false documents were presented at border controls mainly by nationals of Ukraine (UKR: 37), Iraq (IRQ: 32), Turkey (TUR: 27) and Moldova (MDA: 20). In 28 cases the user's nationality could not be determined.

2.4. Exceptional occurrences

2.4.3. Restoration of Article 2(2) of the Convention implementing the Schengen Agreement

Given the heightened security required for the G-8 summit in Heiligendamm/Mecklenburg-Vorpommern from 6 to 8 June 2007, Germany is planning the temporary re-introduction of border controls at internal borders for the period from 25 May to 9 June 2007 (for the duration of the event, plus 12 days beforehand, to cover anticipated early arrivals, and one day afterwards). The planned measure will affect the land borders with Denmark, the Benelux countries, France and Austria, the sea borders, particularly the ferry ports of Rostock, Puttgarden, Lübeck, Kiel and Sassnitz, and all commercial airports. Controls will be carried out in the light of the prevailing situation, i.e. at varying times and places, bearing in mind relevant local intelligence.

RESTREINT UE

GERMANY

2.6. Significant difficulties or information regarding readmission or expulsion to countries of origin and the issue of consular *laissez-passer*.

On 25 April 2007 a European expulsion project, involving another joint expulsion flight, was successfully completed. Led by Germany, the other countries involved were Spain, France, Luxembourg, the Netherlands, Poland, the Czech Republic and Italy. Altogether, 26 aliens were repatriated from Düsseldorf to Togo and Cameroon, including 16 aliens who were required to leave Germany.

This was the fourth joint removal as part of this European project, which is financed largely by money from the European Union. In the last seven months some 121 aliens required to leave the participating countries of France, United Kingdom, Italy, Luxembourg, Malta, the Netherlands, Austria, Poland, Switzerland, Spain, the Czech Republic and Germany have been removed. Germany deported a total of 71 persons, some of whom had violently resisted previous attempts to deport them.

DECLASSIFIED

RESTREINT UE

ESTONIA

Period under consideration: **MARCH + APRIL 2007**

1. Statistical data and general trends (stability, increase, decrease)

1.1. Refusal of entry at all borders of the Republic of Estonia

Period March - April 2007				Comparisons 2006/2007 in %	
Category	March 2007	April 2007	+/-	March 2006	April 2006
Total:	235	402	71 %	108	212 (96 %)
1. Land	22	61		10	15
1.1. Latvia	6	20		0	3
1.2. Russia	16	41		10	12
2. Sea	205	329		94	195
3. Air	8	12		4	2
TOP 10	IND – 125 CHN – 27 RUS – 25 PAN – 22 TUR – 8 PAK – 7 ZAF – 4 PHL – 3 UKR – 3 UNK – 3	IND – 195 PHL – 59 RUS – 46 CHN – 26 TUR – 22 UNK – 17 PAK – 12 ARM – 2 BGD – 2 BIH – 2			

1.2. Illegal aliens apprehended

Period of March/April 2007			Comparisons with 2006 in %	
Category	March 2007	April 2007	March 2006	April 2006
Total:	115	117	- 40 % (192)	- 35 % (181)
TOP 5	AZE – 1 RUS – 22 UKR – 5 UNK – 84 USA – 1	ARM – 1 BLR – 2 RUS – 21 UNK – 84 UKR – 3		

1.3. Applications for asylum at the frontier – 0

1.4. Applications for asylum within the national territory

March 2006 – 0 April 2006 – 0
March 2007 – 1 April 2007 – 2

RESTREINT UE

ESTONIA

1.5. Expulsions carried out

Period March/April 2007				Comparisons with previous year in %	
Category	March 2007	April 2007	+/-	March 2006	April 2006
Total:	3	13	300 %	4	1
TOP 5	AZE – 1 RUS – 2	RUS – 5 ARM – 3 MDA – 2 BLR – 1 AZE – 1			

2. Salient facts

2.3. New operating methods and causes identified

2.3.1. For the purposes of illegal immigration, and as regards the use of falsified documents, Estonia has mostly been a transit country, but lately citizens of the Russian Federation have used Estonia as a destination country.

Other main travel routes for illegal border crossing have remained as in 2006.

Ukraine – Belarus – Lithuania – Latvia – Estonia – different kinds of land transport.

Moldova – Belarus (Minsk) or Moldova–Russian Federation (Moscow) –

Russian Federation (Kaliningrad) – Lithuania – Latvia – Estonia – different kinds of land transport.

Kiev (Ukraine) – Tallinn (Estonia) – plane or coach.

Russian Federation – Estonia – different kinds of land transport.

2.3.4. Use of false documents

Frequently we deal with illegal immigration cases, where citizens of Moldova or Ukraine try to reach Western Europe via Estonia using mostly the passports of Lithuanian or Romanian citizens. A significant aspect of Moldovan and Ukrainian illegal immigration is that increasingly illegals are guided and instructed by EU citizens. Recent trends detected by our institution show the use of false or falsified documents, mainly the new type of Lithuanian passports and identity documents, with substituted laser engraved photos or modifications of the written data.

RESTREINT UE

GREECE

Period under consideration: **MARCH 2007 + APRIL 2007**

1. Statistical data and general trends (stability, increase, decrease).

1.1. Refusals of entry at all frontiers:

MARCH 2007: (220)

[-73,6 % compared to March 2006]

[+37,5 % compared to February 2007]

– **Land: (144)**

FYROM (FYROM), Serbia and Montenegro (SCG), Bulgaria (BGR), Romania (ROU), Albania (ALB).

– **Sea: (62)**

United Republic of Tanzania (TZA), Egypt (EGY), People's Republic of China (CHN), Israel (ISR), Russian Federation (RUS).

– **Air: (14)**

Turkey (TUR), Ukraine (UKR), Islamic Republic of Iran (IRN), Albania (ALB).

APRIL 2007: (302)

[-71,1 % compared to April 2006]

[+37,3 % compared to March 2007]

– **Land: (205)**

Albania (ALB), FYROM (FYROM), Serbia and Montenegro (SCG), Turkey (TUR), Georgia (GEO).

– **Sea: (91)**

Egypt (EGY), Libyan Arab Jamahiriya (LBY), Ukraine (UKR), India (IND), Georgia (GEO).

– **Air: (10)**

Albania (ALB), Myanmar (MMR), Ukraine (UKR), Ecuador (ECU), Colombia (COL).

1.2. Illegal aliens apprehended:

MARCH 2007: (6 515)

[+57,7 % compared to March 2006]

[+20,1 % compared to February 2007]

Albania (ALB), Iraq (IRQ), Afghanistan (AFG), Somalia (SOM), Palestinian Autonomous Territories (PSE).

APRIL 2007: (9 511)

[+31,5 % compared to April 2006]

[+46 % compared to March 2007]

Albania (ALB), Iraq (IRQ), Afghanistan (AFG), Palestinian Autonomous Territories (PSE), Somalia (SOM).

RESTREINT UE

GREECE

1.3. Applications for asylum at the frontier:

MARCH 2007: (177)

Afghanistan (AFG), Islamic Republic of Iran (IRN), Senegal (SEN), Iraq (IRQ), Ethiopia (ETH).

APRIL 2007: (226)

Afghanistan (AFG), Iraq (IRQ), Mauritania (MRT), Senegal (SEN), Somalia (SOM).

1.4. Applications for asylum within the national territory:

MARCH 2007: (2 557)

Pakistan (PAK), Iraq (IRQ), Bangladesh (BGD), Syrian Arab Republic (SYR), Georgia (GEO).

APRIL 2007: (2 621)

Iraq (IRQ), Pakistan (PAK), Georgia (GEO), Bangladesh (BGD), Syrian Arab Republic (SYR).

1.5. Expulsions carried out:

MARCH 2007: (4 035)

[+33,3 % compared to March 2006]

[+25,7 % compared to February 2007]

Albania (ALB), FYROM (FYROM), Republic of Moldova (MDA), Bulgaria (BGR), Turkey (TUR).

APRIL 2007: (6 352)

[+5,6 % compared to April 2006]

[+57,4 % compared to March 2007]

Albania (ALB), FYROM (FYROM), Russian Federation (RUS), Turkey (TUR), Georgia (GEO).

2. SALIENT FACTS

2.3.4 Use of false documents

In controls carried out at Athens airport:

- (a) **In March**, on INTRA-SCHENGEN flights, 232 cases were brought to light involving the use of false or falsified documents by aliens of various nationalities (Iraqis, Somalis, Albanians, Pakistanis and Chinese) and three facilitators were detected (2 Somalis and 1 Ivorian). Their main destinations were Italy, France, Denmark, Spain and Austria.
- (b) **In April**, on INTRA-SCHENGEN flights, 259 cases were brought to light involving the use of false documents by aliens of various nationalities (Iraqis, Albanians, Pakistanis, Somalis and Chinese) and four facilitators were detected (2 Somalis, 1 Cypriot, 1 Indian). Their main destinations were Italy, France, Spain, Germany, Belgium and Austria. The documents used were mainly: **(a) passports:** *Romanian, Dutch, Bulgarian, Swedish* (involving counterfeit documents, photo substitution and falsified personal data) **(b) visas:** *Greek, German, French and Spanish* (involving counterfeit documents and falsified personal data), **(c) residence permits:** *Greek, Italian, Spanish and German* (involving counterfeit documents and photo substitution) and **(d) identity cards:** *Italian, Spanish, French, Greek and Romanian* (also involving counterfeit documents as well as the use of authentic id cards belonging to other people).

2.3.6. Other facts

I. **Land borders**

- In March and April 2007 the Greek border guard and other police services detected a total of 114 vehicles of all types (56 in March and 58 in April) which were being used to transport a total of 468 illegal immigrants altogether (266 in March and 202 in April) of various nationalities, but mainly Albanians, Afghans and Iraqis. They also arrested 218 facilitators (117 in March and 101 in April), mostly Albanian and Greek nationals.

In addition, a total of 10 358 illegal immigrants were arrested at the land borders during the abovementioned months. The most significant facilitations of illegal immigrants took place close to the borders between Greece and Turkey.

RESTREINT UE

GREECE

- With regard to the activities of the facilitation rings, the following cases should be noted:
- (a) On 1 March 2007, at the Kipon Evrou crossing-point between Greece and Turkey, border guards found a lorry which had Turkish number plates and was laden with timber. The Turkish driver and facilitator was transporting three illegal immigrants who were concealed within the consignment (2 Palestinians, 1 Iraqi) to Athens. The doors of the lorry had been sealed by the Turkish customs office with a lead seal. The illegal immigrants had boarded the lorry in Istanbul on the same day with the help of a Turkish facilitator, and had paid a sum of 500 dollars each.
 - (b) On 8 March 2007 the Thessaloniki Aliens Directorate discovered a ring of slave traders in the Alexandroupolis region, who were facilitating the entry of illegal immigrants into Greece from Turkey via the river Evros and transporting them by lorry to the interior of the country in exchange for a sum of 3 500 dollars each. In the course of the investigation three Iraqi facilitators were arrested, as were 31 illegal immigrants (23 Iraqis, 7 Afghans, 1 Iranian).
 - (c) On 10 March 2007 the Thessaloniki Aliens Directorate also discovered a ring of slave traders in the Evros region, who were facilitating illegal immigrants into Greece from a point on the border between Greece and Turkey via the river Evros and driving them to an abandoned warehouse close to the border between Greece and Turkey, the final goal being to take them by lorry to Thessaloniki in exchange for a sum of between 4 000 and 6 000 dollars each. In the course of the investigation three facilitators (2 Iraqis, 1 Greek) were arrested and 22 illegal immigrants (20 Iraqis, 2 Palestinians).
 - (d) On 28 March 2006, police officers from the Nikaia security branch discovered a ring of slave traders who were facilitating the entry of illegal immigrants into Greece from Asian countries via Turkey and then detaining them illegally in a house in the Acharnai region of Attica. They were negotiating their release against payments of large sums of money by the captives themselves and relatives. In the course of the investigation seven facilitators were arrested (3 Indians, 3 Afghans, 1 Iraqi) and 32 illegal immigrants (30 Somalis, 1 Afghan, 1 Palestinian).

The investigation revealed that the ring had transported the illegal immigrants by boat from Turkey to Chalkida, Evoia, a few days previously and from there by lorry to the warehouse.

RESTREINT UE

GREECE

- (e) On 2 April 2007, close to Alexandroupolis, border guards found a lorry with a look-out car and four Greek drivers/facilitators, with a total of 76 illegal immigrants of various nationalities on board (44 Eritreans, 17 Somalis, 13 Ethiopians, 2 Sudanese), heading for Athens.

With the help of a Turkish facilitator, the illegal immigrants had crossed the river Evros by boat illegally. The Greek facilitators had collected them and put them aboard their means of transport to their final destination upon payment of 3 000 dollars each to members of the ring in Turkey.

- (f) On 6 April 2007, close to the border between Greece and Turkey, border guards found 24 illegal immigrants (18 Mauritians, 6 Palestinians) who were on foot, led by one Turkish facilitator.

The illegal immigrants had entered Greece illegally from Turkey. They had crossed the river Evros by boat, helped by a Turkish facilitator, after paying 2 000 dollars each.

II. Sea borders

In March and April there were 111 arrivals altogether of boats of various types (47 in March and 64 in April), transporting a total of 1 252 illegal immigrants, mainly Afghan, Somali and Palestinian nationals.

1. In March 2007 the port authorities arrested 13 facilitators, mainly Turks, Greeks and Albanians, for facilitating the movement of 175 illegal immigrants. The majority of them were Iraqis, Afghans, Somalis and Palestinians. In total, there were nine cases of illegal entry into Greece and 22 cases of illegal exit. Four boats and three vehicles were seized.
 - Of the 634 illegal immigrants who entered Greece illegally, 610 had set out from the Turkish coast.
The incidents of illegal exit took place at the ports of Patras and Igoumenitsa.
 - **In Patras** there were 13 cases in which 51 illegal immigrants and seven facilitators were arrested and three vehicles seized. In these cases, the illegal immigrants were using false documents.
 - **In Igoumenitsa** there were three cases in which five illegal immigrants and three facilitators were arrested and 3 vehicles seized. In these cases too, the illegal immigrants were using false documents.

RESTREINT UE

GREECE

2. During the same period of time, the following incidents took place at the sea border between Greece and Turkey:
- (a) On 2 March 2007 16 Somali illegal immigrants and two Turkish facilitators were arrested on the coast of the island of Samos. They had come from the Turkish coast opposite by high-speed boat.
 - (b) On 10 March 2007, also on the coast of the island of Samos, 17 Afghan illegal immigrants and one Turkish facilitator were arrested. They had come from the Turkish coast opposite by high-speed boat.
 - (c) On 17 March 2007 off the coast of the island of Samos, a Turkish boat carrying 16-22 illegal immigrants and one Turkish facilitator sank. 11 illegal immigrants were arrested (Somalis, Iraqis, Afghans). Following investigations, the bodies of seven illegal immigrants (5 men, 1 woman and 1 girl) were found and retrieved.
 - (d) On 25 March 2007, also on the coast of the island of Samos, 22 illegal immigrants and one Turkish facilitator were arrested. They had come from the Turkish coast opposite by means of a motorised inflatable dinghy.
 - (e) On 26 March 2007 off the island of Oinousson in the Northern Aegean, a wooden motorboat carrying around 60 illegal immigrants attempted to enter Greece illegally and put the illegal immigrants ashore. It was detected by a coastguard vessel which was able to prevent entry. 10 of the illegal immigrants fell into the sea but were retrieved.
3. In April 2007 the port authorities arrested 15 facilitators, mainly Turks, Greeks and Albanians, for facilitating the movement of 548 illegal immigrants. The majority of the illegal immigrants were Iraqi, Afghan and Somali nationals. In total there were 23 cases of illegal entry into Greece and 67 cases of illegal exit. In the above incidents seven boats and two vehicles were seized.
- All of the 618 illegal immigrants who entered Greece illegally had set out from the Turkish coast.
The incidents of illegal exit took place at the ports of Patras and Igoumenitsa.
 - **In Patras** there were 50 cases in which 117 illegal immigrants and four facilitators were arrested and one vehicle seized. In these cases, the illegal immigrants were using false documents.
 - **In Igoumenitsa** there were 17 cases in which 28 illegal immigrants and one facilitator were arrested and one vehicle seized. In these cases too, the illegal immigrants were using false documents.

RESTREINT UE

4. During the same period of time, the following incidents took place at the sea border between Greece and Turkey:
- (a) On 3 April 2007, on the coast of the island of Samos, 19 illegal immigrants (18 Somalis and 1 Afghan) were arrested. They had come from the Turkish coast opposite in a wooden rowing boat.
 - (b) On 7 April 2007, off the island of Chios, 42 illegal immigrants were arrested (34 Palestinians, 8 Somalis). They had come from the Turkish coast in a wooden motorboat which they set fire to.
 - (c) On 21 April 2007, off the island of Chios, 34 Palestinian illegal immigrants were arrested. They had come from the Turkish coast in a wooden motorboat which they set fire to.
 - (d) On 26 April 2007 one Turkish fishing boat was detected and seized in the sea area between the islands of Makronisos and Kea. The crew of 4 Turks were transporting 143 illegal immigrants (104 Iraqis, 37 Turks, 1 Pakistani, 1 Afghan), who had come from the Turkish coast.
-

DECLASSIFIED

RESTREINT UE

SPAIN

Period under consideration: FEBRUARY 2007

1. Statistical data and general trends (stability, increase, decrease)

1.1. Refusal of entry at all frontiers

Total: 52 277

- up by 0,79 % on January
- FEBRUARY 2006: up by 7,55 % on the February 2006 figure of 48 606.

Main nationalities: Morocco (MAR), Bolivia (BOL) and Paraguay (PRY).

1.1.1. Land: 49 832

- up by 0,82 % on January
- FEBRUARY 2006: up by 5,08 % on the February 2006 figure of 47 420.

Main nationalities: Morocco (MAR).

1.1.2. Air: 2 173

- up by 8 % on January
- FEBRUARY 2006: up by 145,53 % on the February 2006 figure of 885.

Main nationalities: Bolivia (BOL), Paraguay (PRY) and Brazil (BRA).

1.1.3. Sea: 272

- down by 36,74 % on January
- FEBRUARY 2006: down by 9,63 % on the February 2006 figure of 301.

Main nationalities: Morocco (MAR).

1.2. Illegal aliens apprehended

Total for February: 5 512

1.2.1. Comparison:

- down by 5,43 % on January
- FEBRUARY 2006: down by 3,29 % on the February 2006 figure of 5 700.

Main nationalities: Morocco (MAR), Bolivia (BOL), Brazil (BRA) and Algeria (DZA).

RESTREINT UE

SPAIN

1.3. Applications for asylum at the frontier

Total for February: 47

Comparison:

- down by 47,19 % on January
- FEBRUARY 2006: down by 55,66 % on the February 2006 figure of 106.

Main nationalities: Colombia (COL).

1.4. Applications for asylum within the national territory

Total for February: 222

Comparison:

- down by 36,93 % on January
- FEBRUARY 2006: up by 7,24 % on the February 2006 figure of 207.

Main nationalities: Nigeria (NGA), Morocco (MAR), Côte d'Ivoire (CIV) and Algeria (DZA).

1.5. Expulsions carried out

Total for February: 3 215

Comparison:

- up 40,57 % on January
- FEBRUARY 2006: up by 62,29 % on the February 2006 figure of 1 981.

Main nationalities: Morocco (MAR), Bolivia (BOL), Brazil (BRA).

1.6 Comments:

As regards illegal immigration by sea, in March 2007 a total of 19 vessels, with 479 people on board, reached the shores of southern Spain and the Canary Islands. That represents a decrease of 5 % in the number of vessels and of 0,6 % in the number of people compared with the February figures, which amounted to 20 vessels and 500 people.

In comparison with March 2006, for which the figure was 2 282, the figure of 497 for March 2007 represents a significant decrease of 78,22 %. As in February, this is the result of the measures which Spain is adopting, in cooperation with other Member States and under Frontex coordination, in the countries of origin, and of improved collaboration on the part of those countries.

RESTREINT UE

SPAIN

The main nationalities were Morocco (MAR), Senegal (SEN), Guinea Bissau (GNB) and Gambia (GMB).

The Canary Islands have become the main point of arrival for such vessels.

As regards illegal immigration routes, illegal immigrants continue to travel overland by coach and train; they then either remain in Madrid, travel to nearby provincial capitals or continue their journeys to other EU countries.

The immigrants who arrive by bus or coach are generally from eastern Europe and Asia.

In such cases, the mafias arrange for their compatriots to travel on unauthorised coach lines at prices much lower than the official prices, and then transport them under poor conditions to other nearby towns.

Trains are another route of entry and exit for illegal immigrants, with Brazilians and sub-Saharan Africans being the main groups detected.

As regards bilateral agreements signed with third States, Spain has concluded with Cape Verde an agreement regulating migration flows which deals not only with illegal immigration, through procedures such as hiring in the country of origin, but also with curbing illegal flows and with development cooperation. This is the fourth such agreement signed in Africa, following those concluded with Guinea Conakry, Gambia and Mali. The Prime Minister of Cape Verde also signed an agreement on cooperation in criminal matters, including extradition.

Period under consideration: MARCH 2007

1. Statistical data and general trends (stability, increase, decrease)

1.1. Refusal of entry at all frontiers

Total : 56 672

- up by 8,40 % on February
- MARCH 2006: up by 4,71 % on the March 2006 figure of 54 121.

Main nationalities: Bolivia (BOL), Morocco (MAR) and Paraguay (PRY).

RESTREINT UE

SPAIN

1.1.1. Land: 54 021

- up by 8,40 % on February
- MARCH 2006: up by 1,90 % on the March 2006 figure of 53 011.

Main nationalities: Morocco (MAR).

1.1.2. Air: 2 394

- up by 10,17 % on February
- MARCH 2006: up by 191,59 % on the March 2006 figure of 821.

Main nationalities: Bolivia (BOL), Paraguay (PRY) and Brazil (BRA).

1.1.3. Sea: 257

- down by 5,51 % on February
- MARCH 2006: down by 11,07 % on the March 2006 figure of 289.

Main nationalities: Morocco (MAR).

1.2. Illegal aliens apprehended

Total for March: 5 612

Comparison:

- up 1,81 % on February
- MARCH 2006: down by 29,27 % on the March 2006 figure of 7 935.

Main nationalities: Morocco (MAR), Bolivia (BOL), Brazil (BRA), Senegal (SEN).

1.3. Applications for asylum at the frontier

Total for March: 167

1.1.4. Comparison:

- up by 255,31 % on February
- MARCH 2006: up by 1,21 % on the March 2006 figure of 165.

Main nationalities: Colombia (COL).

1.4 Applications for asylum within the national territory

Total for March: 208

Comparison:

- down by 6,30 % on February
- MARCH 2006: down by 27,77 % on the March 2006 figure of 288.

Main nationalities: Nigeria (NGA), Morocco (MAR), Sierra Leone (SLE), Sri Lanka (LKA) and Côte d'Ivoire (CIV).

1.5 Expulsions carried out

Total for March: 2 067

Comparison:

- down by 35,70 % on February
- MARCH 2006: down by 15,56 % on the March 2006 figure of 2 448.

Main nationalities: Morocco (MAR), Brazil (BRA), Bangladesh (BGD).

1.6 Comments:

As regards illegal immigration by sea, in April 2007 a total of 35 vessels, with 952 people on board, reached the shores of southern Spain and the Canary Islands. That represents an increase of 84,21 % in the number of vessels and of 91,54 % in the number of people compared with the March figures, which amounted to 19 vessels and 497 people. In comparison with April 2006, for which the figure was 1 100, the figure for April 2007 represents a small decrease of 13,45 % in 2007.

The main nationalities were Morocco (MAR), Senegal (SEN), Gambia (GMB), Mali (MLI) and there was a significant number of people of unknown nationality.

The Canary Islands have become the main point of arrival for such vessels.

RESTREINT UE

SPAIN

In connection with the networks of immigration liaison officers and the use of ICONET, the National Police Corps submitted to the European Commission, through the ARGO 2006 Programme, a project to hold a seminar aimed at strengthening coordination, improving the exchange of information between the ILOs of Networks 1 and 2, reinforcing the use of ICONET, and planning the activities of the ILOs belonging to those networks.

The above seminar was held on 28 and 29 March, and was attended by all the African-based ILOs of Networks 1 and 2, as well as those of Guinea Bissau, Guinea Conakry and Cape Verde, and by the Commission, Frontex and Europol.

Afterwards, as a result of the presentations given and analyses carried out during the seminar, it was agreed that a work plan should be established, based on a number of recommendations, including the following:

1. Extend Network 1 to Cape Verde, Guinea Bissau and Guinea Conakry.
2. Adopt the initiative taken by the Spanish and French ILOs in organising meetings and activities for Networks 1 and 2.
3. Ongoing exchange of information between ILOs.
4. Reinforce exchanges of strategic and operational information with Frontex and Europol.
5. The ILOs based in the same country should meet every two months, requesting the necessary assistance and logistical support from the Commission.
6. Hold a joint regional meeting of Networks 1 and 2 at least once a year.
7. Access to ICONET for all ILOs and exchange of strategic information through ICONET.
8. Mutual support and joint action by ILOs in dealings with the local authorities of the countries in which they are based.
9. Operational support and cooperation between ILOs and the authorities of the host countries in order to prevent the movement and transit of immigrants that are nationals of other geographical areas.
10. Cooperation and collaboration between ILOs and the central services of the Member States, in providing training for the authorities of host countries, transport companies and diplomatic and consular staff of the Member States.

RESTREINT UE

FRANCE

Period under consideration: **MARCH 2007**

1. Statistical data and general trends (stability, increase or decrease)

1.1. Refusal of entry at all frontiers

CHAPTER 1.1 NON-ADMISSIONS + READMISSIONS

MAINLAND FRANCE		Feb-07	Mar-07	change	Mar-06	Mar-07	change
TOTAL N-A +READS		1 911	2 297	20,20 %	2 681	2 297	-14,32 %
INCL.	NON-ADMISSIONS	1 074	1 433	33,43 %	1 573	1 433	-8,90 %
	READMISSIONS	837	864	3,23 %	1 108	864	-22,02 %
INCL.	LAND	1 059	1 074	1,42 %	1 420	1 074	-24,37 %
	AIR	792	1 144	44,44 %	1 134	1 144	0,88 %
	SEA	60	79	31,67 %	127	79	-37,80 %

OVERSEAS DEPTS/COMMUNITIES		Feb-07	Mar-07	change	Mar-06	Mar-07	change
TOTAL N-A +READS		58	99	70,69 %	84	99	17,86 %
INCL.	NON-ADMISSIONS	58	99	70,69 %	83	99	19,28 %
	READMISSIONS	-	-		1	-	-100,00 %
INCL.	LAND	13	21	61,54 %	13	21	61,54 %
	AIR	21	44	109,52 %	40	44	10,00 %
	SEA	24	34	41,67 %	31	34	9,68 %

NATIONAL		Feb-07	Mar-07	change	Mar-06	Mar-07	change
TOTAL N-A +READS		1 969	2 396	21,69 %	2 765	2 396	-13,35 %
INCL.	NON-ADMISSIONS	1 132	1 532	35,34 %	1 656	1 532	-7,49 %
	READMISSIONS	837	864	3,23 %	1 109	864	-22,09 %
INCL.	LAND	1 072	1 095	2,15 %	1 433	1 095	-23,59 %
	AIR	813	1 188	46,13 %	1 174	1 188	1,19 %
	SEA	84	113	34,52 %	158	113	-28,48 %

PRINCIPAL NATIONALITIES

MAINLAND FRANCE	NON-ADMISSIONS		READMISSIONS		N-A + READS	
	(BOL) BOLIVIAN	269	(MAR) MOROCCAN	155	(BOL) BOLIVIAN	273
(BRA) BRAZILIAN	133	(IRQ) IRAQI	83	(MAR) MOROCCAN	205	
(CHN) CHINESE	127	(AFG) AFGHAN	66	(CHN) CHINESE	147	
(MAR) MOROCCAN	50	(IND) INDIAN	35	(BRA) BRAZILIAN	143	
(DZA) ALGERIAN	49	(TUR) TURKISH	34	(IRQ) IRAQI	114	
(NGA) NIGERIAN	47	(DZA) ALGERIAN	32	(DZA) ALGERIAN	81	

RESTREINT UE

FRANCE

OVERSEAS DEPTS/COMMUNITIES	NON-ADMISSIONS		READMISSIONS		N-A + READS	
	(LCA) ST LUCIAN	16			(LCA) ST LUCIAN	16
	(BRA) BRAZILIAN	15			(BRA) BRAZILIAN	15
	(HTI) HAITIAN	11			(HTI) HAITIAN	11
	(COM) COMORIAN	8			(COM) COMORIAN	8
	(RUS) RUSSIAN	5			(RUS) RUSSIAN	5
	(MUS) MAURITIAN	4			(MUS) MAURITIAN	4

NATIONAL	NON-ADMISSIONS		READMISSIONS		N-A + READS	
	(BOL) BOLIVIAN	272	(MAR) MOROCCAN	155	(BOL) BOLIVIAN	276
	(BRA) BRAZILIAN	148	(IRQ) IRAQI	83	(MAR) MOROCCAN	205
	(CHN) CHINESE	128	(AFG) AFGHAN	66	(BRA) BRAZILIAN	158
	(MAR) MOROCCAN	50	(IND) INDIAN	35	(CHN) CHINESE	148
	(DZA) ALGERIAN	49	(TUR) TURKISH	34	(IRQ) IRAQI	114
	(NGA) NIGERIAN	47	(DZA) ALGERIAN	32	(DZA) ALGERIAN	81

1.2. Illegal aliens apprehended

CHAPTER 1.2 ILLEGAL ALIENS APPREHENDED							
NATIONAL		Feb-07	Mar-07	change	Mar-06	Mar-07	change
			6 281	7 414	18,04 %	7 181	7 414
INCL.	MAINLAND FRANCE	4 877	5 508	12,94 %	5 959	5 508	-7,57 %
	OVERSEAS DEPTS/COMMUNITIES	1 404	1 906	35,75 %	1 222	1 906	55,97 %

ILLEGAL ALIENS	MAINLAND FRANCE		OVERSEAS DEPTS/COMMUNITIES		NATIONAL	
	(PAK) PAKISTANI	634	(COM) COMORIAN	712	(COM) COMORIAN	745
	(MAR) MOROCCAN	520	(SUR) SURINAMESE	524	(PAK) PAKISTANI	634
	(IRQ) IRAQI	445	(BRA) BRAZILIAN	361	(SUR) SURINAMESE	528
	(IRN) IRANIAN	409	(HTI) HAITIAN	151	(MAR) MOROCCAN	520
	(DZA) ALGERIAN	382	(GUY) GUYANESE	43	(IRQ) IRAQI	445
	(TUN) TUNISIAN	299	(LCA) ST LUCIAN	24	(IRN) IRANIAN	409

RESTREINT UE

FRANCE

1.3. Applications for asylum at the frontier and/or within national territory

In each case state the total and the **five principal nationalities**, where appropriate highlighting any marked change in the trend.

CHAPTER 1.3 APPLICATIONS FOR ASYLUM AT THE FRONTIER							
NATIONAL		Feb-07	Mar-07	change	Mar-06	Mar-07	change
		359	363	1,11 %	219	363	65,75 %

CHAPTER 1.3 APPLICATIONS FOR ASYLUM WITHIN NATIONAL TERRITORY							
NATIONAL		Feb-07	Mar-07	change	Mar-06	Mar-07	change
		41	39	-4,88 %	17	39	129,41 %
INCL.	MAINLAND FRANCE	5	2	-60,00 %	9	2	-77,78 %
	OVERSEAS DEPTS/COMMUNITIES	36	37	2,78 %	8	37	362,50 %

1.4. Expulsions

(a) CHAPTER 1.4 EXPULSIONS							
NATIONAL		Feb-07	Mar-07	change	Mar-06	Mar-07	change
		3 512	4 003	13,98 %	4 724	4 003	-15,26 %
INCL.	MAINLAND FRANCE	1 635	1 686	3,12 %	2 176	1 686	-22,52 %
	OVERSEAS DEPTS/COMMUNITIES	1 877	2 317	23,44 %	2 548	2 317	-9,07 %

EXPULSIONS	MAINLAND FRANCE		OVERSEAS DEPTS/COMMUNITIES		NATIONAL	
	(DZA) ALGERIAN	278	(COM) COMORIAN	1 068	(COM) COMORIAN	1 070
	(MAR) MOROCCAN	212	(SUR) SURINAMESE	544	(SUR) SURINAMESE	544
	(TUR) TURKISH	160	(BRA) BRAZILIAN	405	(BRA) BRAZILIAN	445
	(ROU) ROMANIAN	92	(HTI) HAITIAN	171	(DZA) ALGERIAN	278
	(TUN) TUNISIAN	81	(LCA) ST LUCIAN	27	(MAR) MOROCCAN	212
	(CHN) CHINESE	71	(DOM) DOMINICAN (Commonwealth)	25	(HTI) HAITIAN	179

RESTREINT UE

FRANCE

1.5. National cumulative totals since January 2007

NATIONAL	March		change 2006/2007	January to March		change 2006/2007
	2006	2007		2006	2007	
NON-ADMISSIONS	1 656	1 532	-7,48 %	5 104	3 759	-26,35 %
READMISSIONS	1 109	864	-22,09 %	3 025	2 631	-13,02 %
ILLEGAL ALIENS APPREHENDED	7 181	7 414	3,24 %	20 009	20 380	1,85 %
FACILITATORS	379	363	-4,22 %	980	1 046	6,73 %
EXPULSIONS CARRIED OUT	4 724	4 003	-15,26 %	12 029	11 032	-8,29 %

2. Salient facts

2.1. Principal investigations leading to the dismantling of illegal networks or workshops:

2.1.1. New operating methods and causes identified

Interceptions at the port of Calais on the Netherlands/Germany/Belgium route:

- On 6 March 2007 eight illegal aliens of Indian nationality were found in the trailer of a lorry travelling from Belgium. The Slovenian driver said that he had set off from Austria and had crossed Germany, Luxembourg and Belgium where he had spent the night.
- On 6 March 2007 nine illegal aliens of Indian nationality were found hiding in a lorry travelling from Belgium. The driver said that he had set off from Germany and had stopped in Belgium to sleep.
- On 13 March 2007 four illegal aliens of Indian nationality were caught hiding in a lorry travelling from Belgium. The Czech driver said that he had set off from Maastricht (Netherlands) and then stopped for the night in Belgium.

RESTREINT UE

FRANCE

2.1.2. Itineraries detected:

- On 13 March 2007 border police officers in Réunion refused entry to 12 passengers with false documents (7 arriving on a flight from Moroni (Comoros) and 5 arriving on a flight from Bangkok).
- On 13 March 2007 border police officers in La Réunion refused entry to five passengers arriving on a flight from Bangkok, and carrying Malaysian passports which had been falsified by substitution of the photograph or identity page.
- On 19 March 2007 at 6.00, the border police at Roissy refused entry to two persons of indeterminate nationality (one accompanied by two children) arriving on a flight from Bangkok (Thailand) who presented falsified stolen Greek passports, as well as a third person with two children who presented an Iraqi passport, containing 3 falsified German Schengen visa stickers which had been reported stolen.
- On 26 March 2009 at 9.30, a ferry arrived at the port of Sète from Cairo (Egypt) with five illegal aliens of Egyptian nationality on board. When the border police arrived, one managed to escape, despite the intervention of the crew, by jumping from the boat onto the quayside. The other four, who had no identity or travel documents, were refused entry.

Atypical itineraries:

- On 1 March 2007, on the arrival of a flight from Beijing (China), Roissy border police refused entry to 9 Chinese who were refused airport transit visas because of the atypical nature of their transit for Mexico. They were held in a waiting area before being returned to China. A similar case arose on 18 March 2007 when 9 Chinese were refused entry because of a refusal of airport transit visas.
- On 13 March 2007, on the arrival of a flight from Bangkok (Thailand), Roissy border police refused entry to five passengers carrying falsified Greek passports. These people, who spoke Arabic, were held in a waiting area and re-embarked for Bangkok the same day.

Multiple refusals of entry on the arrival of flights from Sao Paulo (Brazil) by the Roissy border police for non-compliance with the immigration rules:

- On 1 March 2007, 15 persons (12 Brazilians, 2 Bolivians and 1 Paraguayan);
- on 19 March 2007, 12 persons (10 Bolivians including 2 minors, 1 Paraguayan and 1 Brazilian);
- on 25 March 2007, 33 persons (30 Bolivians, 2 Brazilians and 1 Paraguayan), including two accompanied minors and one unaccompanied minor;
- on 26 March 2007, 21 Bolivians including two minors;
- on 30 March 2007, 16 Bolivians of whom 6 wanted to go to Barcelona, 5 to Madrid, 2 to Milan, 1 to Malaga, 1 to Valencia and 1 to Bilbao.

Multiple refusals of entry on the arrival of flights from Caracas (Venezuela) by the Roissy border police for non-compliance with the immigration rules:

- On 8 March 2007, 17 Bolivians,
- on 9 March 2007, 20 Bolivians for non-compliance with the rules;
- on 15 March 2007, 53 Bolivian passengers including 3 minors;
- on 27 March 2007, 35 Bolivian passengers.

2.1.3. Role of facilitators in the organisation of networks

Detection of a major Chinese illegal immigration network:

On 22 March 2007, in connection with letters rogatory, the two leaders of a French network were detained for questioning, together with a French-Chinese couple who had been sheltering illegal aliens. This followed on from arrests in Calais on 1 November 2006 when two Czech nationals, accompanied by their two children, were found to be carrying 6 Chinese illegals hidden in their caravan.

The investigation revealed the modus operandi for the transport of aliens. Potential Chinese immigrants were recruited by two Chinese nationals from Fujian province who were identified as the leaders of the French network.

The illegal aliens then followed various routes:

Either, using student visas for Denmark, they crossed Germany, the Czech Republic and Poland, before being taken over by Chinese drivers who took them to France; or they were taken by Chinese accomplices via Thailand and then flown to Paris.

Once they had arrived in France, the leaders of the French network were responsible for sending them to Spain, Portugal or the UK. To pay for their travel, which cost EUR 28 500 for travel from China and between EUR 8 000 and EUR 9 300 for travel from Paris to the UK, the illegal aliens worked illegally in the clothing industry. Three Kurdish and two French facilitators, who were responsible for transporting the illegal aliens to northern France or to Dieppe, were arrested and imprisoned. The trafficking organised by the leaders of the network had been going on for 3 or 4 years.

RESTREINT UE

FRANCE

2.1.4. Use of false documents

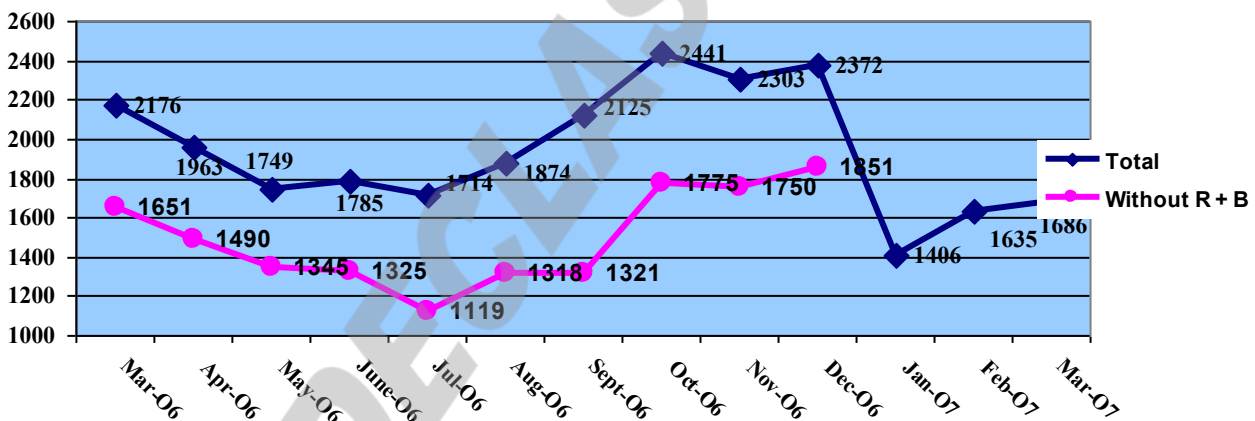
- On 13 March 2007 the Central Office for the Suppression of Illegal Immigration and the Employment of Non-Registered Aliens (OCRIEST) detained two Romanians, including one illegal resident, involved in a false document network. The following day an accomplice and six other individuals were also detained.
- On 28 March 2007 the border police directorate (DDPAF) of the Haute-Garonne department detained a Bulgarian national who was the leader of a network supplying false documents, and nine accomplices. Searches led to the discovery of materials used to produce forgeries. The early stages of the investigation have shown that at least 20 batches of false documents had been put into circulation by the network.

3. Other:

3.1. Significant difficulties or information regarding expulsion to countries of origin

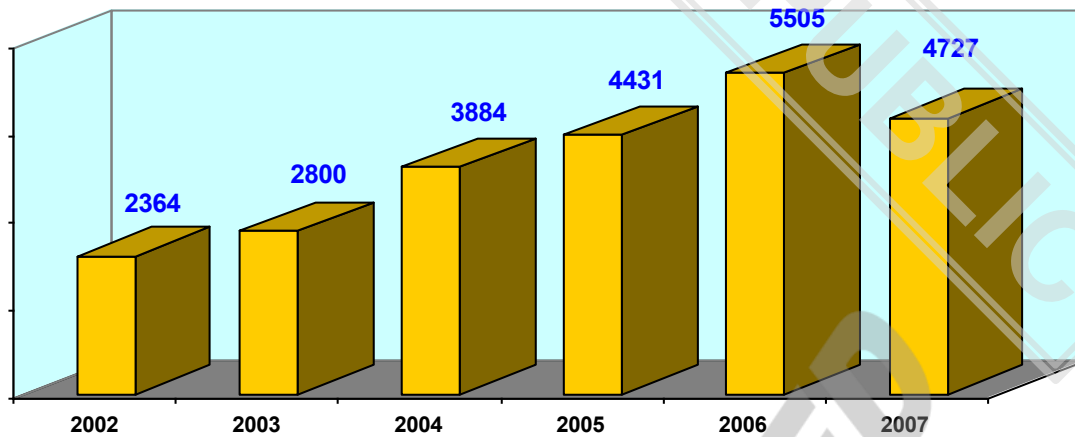
In March 2007, 1 686 illegal aliens were expelled from mainland France, compared with 2 176 in the same period last year, and 1 635 in February, i.e. a reduction of 22,52 %.

However this downward trend is only relative, if activity in 2007 is compared with activity in 2006 excluding Romanian and Bulgarian nationals from the figures.



RESTREINT UE

FRANCE



Participation in Community flights:

- On 6 March 2007 to Nigeria, organised by Italy: 1 expulsion (Nigerian).
- On 14 March 2007 to Togo/Cameroon, organised by the Netherlands: 2 expulsions (Cameroonians).

Period under consideration: **APRIL 2007**

1. Statistical data and general trends (stability, increase or decrease)

1.1. Refusal of entry at all frontiers

CHAPTER 1.1 NON-ADMISSIONS + READMISSIONS

MAINLAND FRANCE		Mar-07	Apr-07	change	Apr-06	Apr-07	change
TOTAL N-A +READS		2 297	2 501	8,88 %	2 878	2 501	-13,10 %
INCL.	NON-ADMISSIONS	1 433	1 584	10,54 %	1 953	1 584	-18,89 %
	READMISSIONS	864	917	6,13 %	925	917	-0,86 %
INCL.	LAND	1 074	1 078	0,37 %	1 228	1 078	-12,21 %
	AIR	1 144	1 301	13,72 %	1 517	1 301	-14,24 %
	SEA	79	122	54,43 %	133	122	-8,27 %

RESTREINT UE

FRANCE

OVERSEAS DEPTS/COMMUNITIES		Mar-07	Apr-07	change	Apr-06	Apr-07	change
TOTAL N-A +READS		99	82	-17,17 %	95	82	-13,68 %
INCL.	NON-ADMISSIONS	99	81	-18,18 %	94	81	-13,83 %
	READMISSIONS		1		1	1	
INCL.	LAND	21	3	-85,71 %	31	3	-90,32 %
	AIR	44	48	9,09 %	59	48	-18,64 %
	SEA	34	31	-8,82 %	5	31	520,00 %

NATIONAL		Mar-07	Apr-07	change	Apr-06	Apr-07	change
TOTAL N-A +READS		2 396	2 583	7,80 %	2 973	2 583	-13,12 %
INCL.	NON-ADMISSIONS	1 532	1 665	8,68 %	2 047	1 665	-18,66 %
	READMISSIONS	864	918	6,25 %	926	918	-0,86 %
INCL.	LAND	1 095	1 081	-1,28 %	1 259	1 081	-14,14 %
	AIR	1 188	1 349	13,55 %	1 576	1 349	-14,40 %
	SEA	113	153	35,40 %	138	153	10,87 %

MAINLAND FRANCE	NON-ADMISSIONS		READMISSIONS		N-A + READS	
	BOL (BOLIVIAN)	343	MAR (MOROCCAN)	134	BOL (BOLIVIAN)	350
	CHN (CHINESE)	123	IRQ (IRAQI)	96	MAR (MOROCCAN)	174
	BRA (BRAZILIAN)	96	AFG (AFGHAN)	48	CHN (CHINESE)	158
	PRY (PARAGUAYAN)	84	PAK (PAKISTANI)	46	IRQ (IRAQI)	121
	TUR (TURKISH)	56	TUR (TURKISH)	40	BRA (BRAZILIAN)	104
	NGA (NIGERIAN)	48	IND (INDIAN)	37	TUR (TURKISH)	96

DEPTS/COMMUNITI	NON-ADMISSIONS		READMISSIONS		N-A + READS	
	MUS (MAURITIAN)	31	PER (PERUVIAN)	1	MUS (MAURITIAN)	31
	STA (ST LUCIAN)	21			STA (ST LUCIAN)	21
	IND (INDIAN)	5			HTI (HAITIAN)	5
	HTI (HAITIAN)	5			IND (INDIAN)	5
	BRA (BRAZILIAN)	3			BRA (BRAZILIAN)	3
	DMA (DOMINICAN (Republic))	3			DMA (DOMINICAN (Republic))	3

NATIONAL	NON-ADMISSIONS		READMISSIONS		N-A + READS	
	BOL (BOLIVIAN)	345	MAR (MOROCCAN)	134	BOL (BOLIVIAN)	352
	CHN (CHINESE)	124	IRQ (IRAQI)	96	MAR (MOROCCAN)	174
	BRA (BRAZILIAN)	99	AFG (AFGHAN)	48	CHN (CHINESE)	159
	PRY (PARAGUAYAN)	84	PAK (PAKISTANI)	46	IRQ (IRAQI)	121
	TUR (TURKISH)	56	TUR (TURKISH)	40	BRA (BRAZILIAN)	107
	NGA (NIGERIAN)	48	IND (INDIAN)	37	TUR (TURKISH)	96

RESTREINT UE

FRANCE

1.2. Illegal aliens apprehended

CHAPTER 1.2 ILLEGAL ALIENS APPREHENDED							
NATIONAL		Mar-07	Apr-07	change	Apr-06	Apr-07	change
		7 414	6 095	-17,79 %	5 866	6 095	3,90 %
INCL:	MAINLAND FRANCE	5 508	4 635	-15,85 %	4 759	4 635	-2,61 %
	OVERSEAS DEPTS/COMMUNITIES	1 906	1 460	-23,40 %	1 107	1 460	31,89 %

ILLEGAL ALIENS	MAINLAND FRANCE		OVERSEAS DEPTS/COMMUNITIES		NATIONAL	
	PAK (PAKISTANI)	439	COM (COMORIAN)	519	COM (COMORIAN)	535
MAR (MOROCCAN)	405	SUR (SURINAMESE)	418	PAK (PAKISTANI)	439	
IRQ (IRAQI)	381	BRA (BRAZILIAN)	258	SUR (SURINAMESE)	420	
DZA (ALGERIAN)	315	HTI (HAITIAN)	123	MAR (MOROCCAN)	405	
IRN (IRANIAN)	283	GUY (GUYANESE)	40	IRQ (IRAQI)	381	
TUN (TUNISIAN)	266	STA (ST LUCIAN)	34	BRA (BRAZILIAN)	318	

1.3. Applications for asylum at the frontier and/or within national territory

In each case state the total and the **five principal nationalities**, where appropriate highlighting any marked change in the trend.

CHAPTER 1.3 APPLICATIONS FOR ASYLUM AT THE FRONTIER							
NATIONAL		Mar-07	Apr-07	change	Apr-06	Apr-07	change
		363	348	-4,13 %	255	348	36,47 %
INCL:	MAINLAND FRANCE	363	346	-4,68 %	255	346	35,69 %
	OVERSEAS DEPTS/COMMUNITIES		2			2	

CHAPTER 1.3 APPLICATIONS FOR ASYLUM WITHIN NATIONAL TERRITORY							
NATIONAL		Mar-07	Apr-07	change	Apr-06	Apr-07	change
		39	37	-5,13 %	19	37	94,74 %
INCL:	MAINLAND FRANCE	2	9	350,00 %	6	9	50,00 %
	OVERSEAS DEPTS/COMMUNITIES	37	28	-24,32 %	13	28	115,38 %

RESTREINT UE

FRANCE

1.4. Expulsions

CHAPTER 1.4 EXPULSIONS							
NATIONAL		Mar-07	Apr-07	change	Apr-06	Apr-07	change
		4 003	3 104	-22,46 %	4 042	3 104	-23,21 %
INCL	MAINLAND FRANCE	1 686	1 694	0,47 %	1 963	1 694	-13,70 %
	OVERSEAS DEPTS/COMMUNITIES	2 317	1 410	-39,15 %	2 079	1 410	-32,18 %

EXPULSIONS	MAINLAND FRANCE		OVERSEAS DEPTS/COMMUNITIES		NATIONAL	
	DZA (ALGERIAN)	222	COM (COMORIAN)	480	COM (COMORIAN)	485
	MAR (MOROCCAN)	186	SUR (SURINAMESE)	412	SUR (SURINAMESE)	412
	TUR (TURKISH)	132	BRA (BRAZILIAN)	298	BRA (BRAZILIAN)	346
	IND (INDIAN)	112	HTI (HAITIAN)	130	DZA (ALGERIAN)	222
	CHN (CHINESE)	93	STA (ST LUCIAN)	29	MAR (MOROCCAN)	186
	TUN (TUNISIAN)	86	DMA (DOMINICAN (Republic))	17	HTI (HAITIAN)	134

1.5. National cumulative total since January 2007

NATIONAL	April		change 2006/2007	January to April	change 2006/2007	
	2006	2007				
NON-ADMISSIONS	2 047	1 665	-18,66 %	7 151	5 424	-24,15 %
READMISSIONS	926	918	-0,86 %	3 951	3 549	-10,17 %
ILLEGAL ALIENS	5 866	6 095	3,90 %	25 875	26 475	2,32 %
FACILITATORS	285	351	23,16 %	1 265	1 397	10,43 %
EXPULSIONS CARRIED OUT	4 42	3 104	-23,21 %	16 071	14 136	-12,04 %

2. Salient facts

2.1. Principal investigations leading to the dismantling of illegal networks or workshops:

2.1.1. Itineraries detected:

Land borders:

- On 10 April 2007 in Ottmarsheim, the Saint Louis border police detained a Czech facilitator who was transporting 15 illegal aliens (14 Chinese and 1 Sri Lankan) in a commercial vehicle registered in the Czech Republic.
- On 22 April 2007 the border police directorate (DDPAF) of the department of Savoie checked the three occupants of a Belgian-registered car coming from Italy. The Albanian driver had a Belgian driving licence and residence permit. One passenger had falsified or counterfeit Bulgarian documents, and the other presented a falsified Albanian passport. The two illegal aliens said that they had bought their dubious documents for EUR 1 000 in Greece, and that they wanted to go to Belgium.

Air borders:

- On 5 April 2007, on the arrival in Roissy of a flight from Sao Paulo (Brazil), 17 Paraguayans and 2 Brazilians were refused entry for non-compliance with the rules. They re-embarked for Brazil on the same day.
- On 6 April 2007, on the arrival of a flight from Tripoli (Libya), the Roissy border police refused entry to 6 Nigerian nationals for non-compliance with the rules. They were returned to Tripoli.
- On 6 April 2007, on the arrival in Roissy of a flight from Beijing (China), 10 Chinese passengers were refused entry: 7 were refused airport transit visas because of the atypical nature of their transit to Mexico and the 3 others were refused because they were in possession of counterfeit Schengen visas.

2.1.2. Role of facilitators in the organisation of networks:

- On 29 March 2007, on the arrival in Roissy of a flight from Shanghai, an Australian facilitator was detained for questioning (in possession of EUR 50 000) while accompanying two Chinese, each holding an ordinary current Chinese passport containing a Schengen visa which had been reported stolen.
Investigation revealed that he had made many trips to Europe, particularly to Austria, and that in a year he had taken about twenty illegal aliens to Italy, Austria and France. The facilitator was sentenced to two years in prison and banned from entering France for 5 years, and the money which had been placed under seal was confiscated. The Chinese nationals said that they had paid EUR 20 000 for the journey.
- On 4 April 2007 customs officers in Cambrai detained an Indian who was transporting 22 illegal Indians, including 3 minors, in a van registered in Italy. The facilitator was sentenced in an immediate court hearing to 18 months in prison and a 5-year ban on entering French territory. The illegal aliens were escorted to the border under a prefectural order.
- On 12 April 2007, on the arrival of a flight from Thessaloniki (Greece), Roissy border police detained a Singaporean facilitator who was accompanying two Chinese illegal aliens in possession of Singaporean passports which did not belong to them. Investigation revealed that the modus operandi consisted of taking the potential immigrants to Malaysia, giving them illegally appropriated Singaporean passports before taking them through Europe (Turkey, Greece and France) and on to their final destination, which was Spain for one and the United States via Mexico for the other.

The facilitator admitted escorting about twenty illegal aliens in the last two years, and that he had been paid between EUR 750 and USD 1 500 for each one.

- On 18 April 2007 following an investigation by the Calais border police, the court in Boulogne-sur-Mer sentenced a Romanian facilitator to 4 months in prison. He had been caught driving a Romanian-registered vehicle containing five Moldovans with counterfeit Romanian national identity cards whom he was trying to get into the UK.
- On 24 April 2007 OCRIEST staff dismantled a Chinese immigration network, detaining six of its members and 19 illegal aliens. This operation followed on from the detention at La Rochelle airport of a female Chinese facilitator and two Chinese illegal aliens (carrying counterfeit Macao passports), who were trying to board a flight to the UK. Investigation revealed the operating method of this very resourceful network, which took illegal aliens by train to Calais or to local airports throughout France. The illegal aliens then tried to leave the country using counterfeit Asian passports (Singapore, Hong Kong, Korea, Macao, etc).

RESTREINT UE

FRANCE

2.1.3. Use of false documents

- In early May a large-scale network producing false documents, which involved Brazilian nationals, was dismantled in the Paris area. Searches led to the discovery of the IT material needed to manufacture false documents.

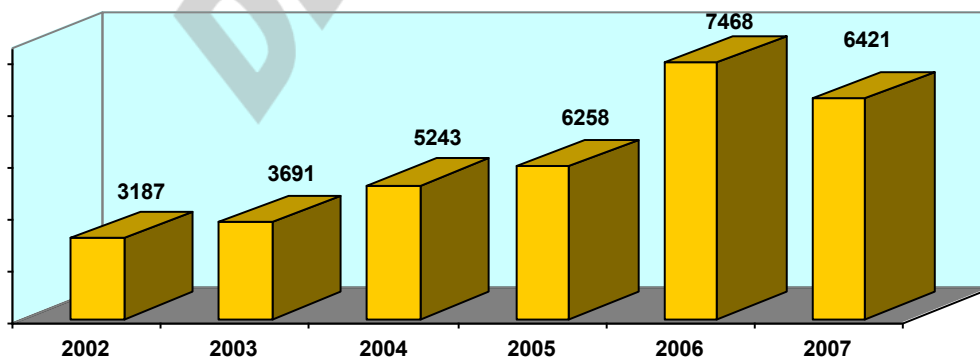
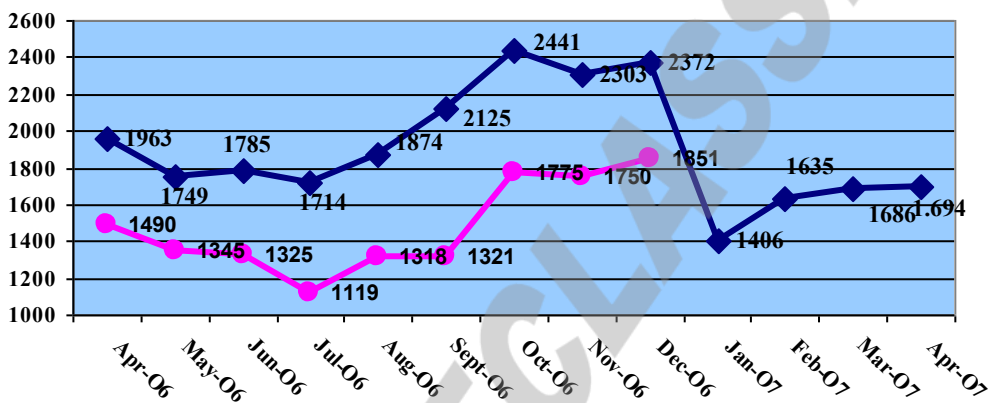
These false documents, which were of good quality, were sold for EUR 100 each, mainly to illegal Brazilians or to others whose native language was Portuguese, residing in France or abroad (the UK, Belgium and Spain in particular). It seems that about 1200 documents had been distributed by this network, for an estimated profit of EUR 500 000.

3. Other:

3.1. Significant difficulties or information regarding expulsion to countries of origin

In April 2007, 1 694 illegal aliens were expelled from mainland France, compared with 1 963 in the same period last year, and 1 686 in March, i.e. a reduction of 13,70 %.

However this downward trend is only relative, if activity in 2007 is compared with activity in 2006 excluding Romanian and Bulgarian nationals from the figures.



RESTREINT UE

FRANCE

- On 4 April 2007 the Central Border Police Directorate (DCPAF) organised a group flight to return 19 Polish nationals who had been detained in the Allier department in connection with illegal employment proceedings.
- On 11 April 2007, following an operation to combat concealed work, 11 illegal Romanians (7 men and 3 women) were subject to prefectural orders for escort to the border. The DCPAF organised their expulsion to Bucharest (Romania).
- On 22 April 2007, 8 Romanian nationals were expelled from Ajaccio via Lyon Saint Exupéry to Bucharest.

Participation in Community flights:

- On 24 April 2007 the DCPAF expelled four persons (two Cameroonians and two Togolese) on a Community flight organised by the German authorities (PROJECT RETURN) from Le Bourget airport to Düsseldorf (Germany).

DECLASSIFIED

RESTREINT UE

IRELAND

Period under consideration: **MARCH + APRIL 2007**

1. Statistical data and general trends (stability, increase, decrease)

FRONTIER	March 2007	+ - compared to previous month	+ - compared to March,2006	April 2007	+ - compared to previous month	+ - compared to April, 2006
1.1.1 Land	77	-0,18 %	+0,18 %	73	-0,05 %	-0,52 %
1.1.2 Air	412	+0,04 %	+0,36 %	419	-0,01 %	+0,38 %
1.1.3 Sea	52	+1,48 %	+0,18 %	75	+0,44 %	-0,05 %
Totals	541	+0,06 %	+0,23 %	567	+0,04 %	+0,06 %

1.2. Top 5 nationalities refused leave to land during the month March, 2007:

1. BRA 2. CHN 3. MYS 4. BOL 5. NGA

1.3. Top 5 nationalities refused leave to land during the month April, 2007:

1. BRA 2. NGA 3. CHN 4. MYS 5. ZAF

1.4. ASYLUM

Asylum applications	Feb 2007	+ - compared to previous month Jan 2007	+ - compared to February 2006	Mar 2007	+ - compared to previous month, Feb 2007	+ - to Mar 2006
1.3 Frontier	27	+0,23 %	-0,32 %	16	-0,41 %	-0,76 %
1 4. within the national territory	305	-0,15 %	+0,12 %	331	+0,08 %	-0,11 %
Total	332	-0,13 %	+0,06 %	347	+0,04 %	-0,21 %

RESTREINT UE

IRELAND

Top 5 nationalities applying for asylum – February 2007

1. NGA 2. IRQ 3. GEO 4. DRC 5. SDN

Top 5 nationalities applying for asylum – March 2007

1. NGA 2. IRQ 3. GEO 4. DRC 5. SDN

1.5. Recent trends in relation to persons claiming asylum who entered the State on valid Irish Visas

The following tables indicate the detected number of visa required nationals entering the State in possession of valid Irish visas, who claim asylum. Checks against the asylum database are carried out on a daily basis.

Month	Number	
January	16	
February	10	
March	15	
April	6	
Up to Date Total for 2007	47	
Top countries featured this year to date		
	Country	Total
1	Iraq	12
2	Ghana	6
3	Pakistan	5
3	China	5
5	Nigeria	3

1.6. Following concerns raised by the Irish Embassy in London in respect of six Chinese nationals applying to visit Chinese medical shops in Dublin, the Investigation Unit, Irish Naturalisation and Immigration Service called to the premises in question only to find that the shops were not in existence. The applications were refused.

RESTREINT UE

IRELAND

- 1.7. The recent trend over the past few years has been Indian production companies applying for visas for large film crews to come and film in Ireland. In one such case 24 of the 39 film crew members disappeared. It is now apparent that Nigerian production companies are following suit. Recently 39 applicants were refused Irish visas for the Dublin African Film Festival for including false letters with their applications.
- 1.8 A sample of ten Bangladeshi bank statements submitted with student visa applications was sent for verification. Nine of the ten bank statements were deemed false. Following this all Bangladeshi applications are being processed in the Irish Embassy in New Delhi where more detailed checks can be carried out on individual documents.
-

DECLASSIFIED

RESTREINT UE

ITALY

Period under consideration: **MARCH 2007**

1. Statistical data and general trends (stability, increase, decrease)

1.1. Refusal of entry at all borders:

MARCH 2007: 755
Top 5 nationalities: BOLIVIA, SERBIA AND MONTENEGRO, CHINA, ALBANIA, BRAZIL (BOL, YUG, CHN, ALB, BRA)

1.1.1. Land: 269
Top 5 nationalities: SERBIA AND MONTENEGRO, BOSNIA, DOMINICAN REPUBLIC, CROATIA, TURKEY (YUG, BIH, DOM, HRV, TUR)

1.1.2. Air: 422
Top 5 nationalities: BOLIVIA, SENEGAL, CHINA, BRAZIL, MOROCCO (BOL, SEN, CHN, BRA, MAR)

1.1.3. Sea: 64
Top 5 nationalities: ALBANIA, SYRIA, TURKEY, MOROCCO, TUNISIA, (ALB, SYR, TUR, MAR, TUN)

1.2. Illegal aliens apprehended

MARCH 2007: 4 614
Top 5 nationalities: MOROCCO, ALBANIA, EGYPT, CHINA, INDIA (MAR, ALB, EGY, CHN, IND)

Aliens landing illegally on the shores of southern Italy:

SARDINIA: 61
Top 5 nationalities: ALGERIA (DZA)

SICILY: 641
Top 5 nationalities: EGYPT, MOROCCO, TUNISIA, SUDAN, NIGERIA (EGY, MAR, TUN, SDN, NGA)

1.3. Applications for asylum: not available

RESTREINT UE

ITALY

1.4. Expulsions carried out:

MARCH 2007: 717
Top 5 nationalities: ALBANIA, EGYPT, MOROCCO, NIGERIA, TUNISIA
(ALB, EGY, MAR, NGA, TUN)

1.6 Comments:

Trends for MARCH 2007 compared with FEBRUARY 2007 and MARCH 2006:

<input type="checkbox"/> refusal of entry:	- 28,8 %	- 61,2 %
<input type="checkbox"/> illegal aliens apprehended :	- 19 %	- 50,4 %
<input type="checkbox"/> expulsions carried out :	- 1,1 %	- 64,6 %
<input type="checkbox"/> aliens landing illegally on the shores of southern Italy:		
SARDINIA	+ 916,7 %	----
SICILY	+ 53,7 %	- 61,6 %

In March 2007 there was a decrease in all the statistics compared with the previous month (February 2007), greater even than in the corresponding period last year (March 2006). The number of migrants landing in Sicily, however, although not particularly large in absolute terms (641), represents a percentage increase over the previous month, but a considerable reduction in comparison with the corresponding period last year.

2. Salient facts

2.4. Exceptional occurrences

2.4.1. Impact of new laws and rules on legal immigration and illegal entry.

2.4.2. Legalisation of foreigners illegally residing in Italy.

2.4.3. Renewed application of Article 2(2) of the Convention implementing the Schengen Agreement.

2.4.4. Large-scale influx of illegal aliens

* In March 2007, 16 vessels transporting a total of 641 illegal immigrants reached the coast of Sicily or were intercepted off it. The breakdown of immigrants by country or region of origin is as follows: 45,1 % Maghrebis (for the most part Moroccans), 43,5 % Egyptians, 7,3 % Subsaharans, 2,5 % from the Horn of Africa and 1,5 % Asians.

* During the same period nine small vessels coming from Algeria reached the coast of Sardinia or were intercepted off it, transporting a total of 61 illegal migrants, all of Algerian nationality.

RESTREINT UE

ITALY

- * Near Bari on 20 March 2007, 56 illegal migrants of Afghan, Iraqi, Pakistani and Iranian nationality, including 34 minors, were discovered inside two articulated goods vehicles transporting animal hides. The drivers of the vehicles, both Iranian nationals, were arrested for facilitating illegal immigration. The two vehicles had been disembarked shortly before in the port of Bari by a ferry vessel arriving from the Greek port of Igoumenitsa.

2.6. Significant difficulties or information regarding readmission or expulsion to countries of origin and issue of consular laissez-passers.

In March 2007 Italy arranged, in addition to the joint charter flight to Nigeria (shared with Spain, Austria, Germany, France and Romania and repatriating a total of 50 Nigerians) previously notified at the last meeting of CIREFI, a further two charter flights to Cairo repatriating 100 Egyptians.

Period under consideration: APRIL 2007

1. Statistical data and general trends (stability, increase, decrease)

1.1. Refusal of entry at all borders:

APRIL 2007:	642
Top 5 nationalities:	SERBIA AND MONTENEGRO, CHINA, NIGERIA, ALBANIA, LIBYA (YUG, CHN, NGA, ALB, LBY)
1.1.1. Land:	261
Top 5 nationalities:	SERBIA AND MONTENEGRO, BOSNIA, FYROM, MOROCCO, CROATIA (YUG, BIH, MKD, MAR, HRV)
1.1.2. Air:	325
Top 5 nationalities:	CHINA, NIGERIA, LIBYA, COTE D'IVOIRE, BRAZIL (CHN, NGA, LBY, CIV, BRA)
1.1.3. Sea:	56
Top 5 nationalities:	ALBANIA, TUNISIA, TURKEY, SERBIA AND MONTENEGRO, UKRAINE (ALB, TUN, YUG, UKR)

RESTREINT UE

ITALY

1.2. Illegal aliens apprehended

APRIL 2007: 3 245

Top 5 nationalities: MOROCCO, ALBANIA, CHINA, SENEGAL, INDIA
(MAR, ALB, CHN, SEN, IND)

Aliens landing illegally on the shores of southern Italy:

CALABRIA : 269

Top 5 nationalities: IRAQ, EGYPT, TURKEY, IRAN (IRQ, EGY, TUR, IRN)

SARDINIA : 89

Top 5 nationalities: ALGERIA, MOROCCO, TUNISIA (DZA, MAR, TUN)

SICILY : 333

Top 5 nationalities: EGYPT, BANGLADESH, MOROCCO, ERITREA, ALGERIA
(EGY, BGD, MAR, ERI, DZA)

1.3. Applications for asylum: not available

1.4. Expulsions carried out:

APRIL 2007: 481

Top 5 nationalities: ALBANIA, MOROCCO, UKRAINE, SENEGAL, TUNISIA
(ALB, MAR, UKR, SEN, TUN)

1.6. Comments:

Trends for APRIL 2007 compared with MARCH 2007 and APRIL 2006:

- refusal of entry: -14,9 % -55,8 %
- illegal aliens apprehended: -29,7 % -41,4 %
- expulsions carried out: -32,9 % -56,9 %
- aliens landing illegally on the shores of southern Italy:
 - SARDINIA +45,9 % ----
 - SICILY -50,2 % +194,7 %

In April 2007 there was an decrease in all the statistics compared with the previous month (March 2007), a fall even more marked than in the corresponding period last year (April 2006). The number of migrants landing in Sicily however, though not particularly large in absolute terms (333), represents a percentage decrease compared with the previous month and an increase if compared with the corresponding period last year. It is to be noted that the increased number of migrants landing in Sardinia compared with the previous month is evidence of a phenomenon which can no longer be considered sporadic.

2. Salient facts

2.1. Reminder of the particulars communicated via the early warning system and measures taken

2.1.1. Principal investigations leading to the dismantling of illegal networks or workshops

In April, at the end of lengthy investigations, 14 foreign nationals were arrested (9 Moroccans, 3 Palestinians and 2 Tunisians) who were thought for various reasons to be guilty of criminal association with the aim of facilitating illegal immigration, trafficking in human beings and kidnapping. The arrestees were part of an organised trans-national criminal group with operational bases in Egypt and Libya and established branches in various regions of Italy, in particular Calabria and Lombardy, which was found to have arranged the landing of around 2 500 migrants on the coast of Sicily. The association was also found to have organised a number of "escapes" by illegal migrants from the Crotona reception centre and their subsequent assignment to different places in northern Italy. In the course of this, the migrants often suffered serious intimidation, ending up with actual kidnapping, whereby the organisation extorted money from their families in exchange for freeing them.

2.4. Exceptional occurrences

2.4.4. Large-scale influx of illegal aliens

- * In April 2007 seven vessels transporting a total of 333 illegal immigrants reached the coast of Sicily or were intercepted off it. The breakdown of immigrants by country or region of origin is as follows: 48 % Egyptians, 25 % Asians (mainly from Bangladesh), 20 % Maghrebis, 6 % from the Horn of Africa and 1 % Subsaharans.
- * During the same period 10 small vessels coming from Algeria reached the coast of Sardinia (Cagliari) or were intercepted off it, transporting a total of 89 illegal migrants almost all of Algerian nationality.
- * A further four vessels reached the Ionian coast of Calabria. One of these was transporting 163 illegal migrants, the majority of whom were Iraqis.

RESTREINT UE

CYPRUS

Period under consideration: **MARCH 2007**

1. Statistical data and general trends (stability, increase, decrease)

1.1. Refusal of entry at all frontiers

<u>Point of Entry</u>	<u>(March) 2007</u>	<u>(March) 2006</u>
1.1.1. Land	0	0
1.1.2. Air	108	107
1.1.3. Sea	0	39
Total	108	146

During the period 1/03/2007 – 31/03/2007, one hundred and eight (108) foreigners were refused entry at the airport. During the same period in 2006, one hundred and forty-six (146) foreigners were refused entry. This figure shows that the number of persons who were refused entry at the borders has decreased by 26,03 %.

Top 5 Nationalities refused leave to land:

18	BGD
9	RUS
9	EGY
8	MDA
6	IDN

1.2. Illegal aliens apprehended

<u>Period</u>	<u>(March) 2007</u>	<u>(March) 2006</u>
Apprehended aliens	37	71

Apprehended aliens illegally, presented by citizenship

During the period 1/03/2007 – 31/03/2007, thirty-seven (37) foreigners were apprehended. Most of them were undocumented and were brought before the court for identification. During the same period in year 2006, seventy-one (71) persons were apprehended. This figure shows that the number of illegal aliens apprehended has decreased by 47,89 %.

Top 5 nationalities illegal aliens apprehended:

21	SYR
5	IRN
4	LBN
3	TUR
2	PAK

RESTREINT UE

CYPRUS

1.4. Application for asylum within the national territory

<u>Applications</u>	<u>(March) 2007</u>	<u>(March) 2006</u>
	599	348

During the period 1/03/2007 – 31/03/2007, five hundred and ninety-nine (599) foreigners applied for asylum. During the same period in 2006, three hundred and forty-eight (348) persons applied for asylum. This figure shows that the number of asylum seekers has increased by 72,13 %.

Top 5 nationalities applying for asylum:

140	SYR
132	PSE
55	IRQ
50	LKA
42	IRN

1.5. Expulsions carried out

<u>Point of Entry</u>	<u>(March) 2007</u>	<u>(March) 2006</u>
Land	0	0
Air	200	202
Sea	0	0
Unknown	86	70
Total	286	272

Expulsions carried out

During the period 1/03/2007 – 31/03/2007, two hundred and eighty-six (286) expulsions were carried out. During the same period in 2006, two hundred and seventy-two (272) expulsions were carried out. This figure shows that the number of illegal aliens deported has increased by 5,15 %.

Top 5 nationalities expelled:

47	SYR
35	BGD
33	PAK
26	LKA
21	IRN

2.3.4. Use of forged documents

For the month March 2007, forty-five (45) travel documents were examined for authenticity. Out of the forty-five (45), twenty-two (22) of them were found to be genuine and twenty-three (23) of them were found to be false or forged. Specifically, the details of the false/forged travel documents are as follows:

- 10 Cypriot passports that were stolen were handed over to the police authorities of the Republic of Cyprus. Upon examination the passports were found to be forged.
- The police authorities of the Republic of Cyprus found an Afghan ID during investigations. Upon examination the ID was found to be false.
- Three Turkish citizens were arrested at Larnaca Airport on their attempt to travel to Paris by presenting three forged Bulgarian passports and three forged Bulgarian IDs.
- An Iranian citizen was arrested at Larnaca Airport on his attempt to travel to London by presenting a forged Spanish passport.
- A Pakistani citizen was arrested at Larnaca Airport on his attempt to travel to Pakistan by presenting a Pakistani passport. Upon examination of the passport it was found that the photo did not match his characteristics. After interrogation he admitted that the passport was not his and after searching his belongings another two Pakistani passports were found, of which one was actually his.
- The police authorities of the Republic of Cyprus arrested a citizen of the Republic of Moldova and found one Polish passport in his possession. Upon examination the passport was found to be forged.
- A Cypriot citizen handed over to the police authorities of the Republic of Cyprus two Czech passports that were found at Larnaca Airport. Upon examination the passports were found to be forged.
- Two Iraqi citizens were arrested at Larnaca Airport on their attempt to travel to Athens by presenting forged Bulgarian IDs.
- A citizen of Cameroon was arrested at Paphos Airport on his attempt to travel to Brussels by presenting a Belgian ID. Upon examination of the ID it was found that the photo did not match his characteristics. After interrogation he admitted that the ID was not his and that he bought it in order to travel to Brussels and apply for asylum.

RESTREINT UE

CYPRUS

Period under consideration: **APRIL 2007**

1. Statistical data and general trends (stability, increase, decrease)

1.1. Refusal of entry at all frontiers

<u>Point of Entry</u>	<u>(April) 2007</u>	<u>(April) 2006</u>
1.1.1. Land	0	0
1.1.2. Air	96	113
1.1.3. Sea	0	74
Total	96	187

During the period 1/04/2007 – 30/04/2007, ninety six (96) foreigners were refused entry at the airport. During the same period in 2006, one hundred and eighty-seven (187) foreigners were refused entry. This figure shows that the number of persons who were refused entry at the borders has decreased by 48,66 %.

Top 5 nationalities refused leave to land:

12	UKR
8	RUS
8	MDA
5	EGY
5	GTM

1.2. Illegal aliens apprehended

<u>Period</u>	<u>(April) 2007</u>	<u>(April) 2006</u>
Apprehended aliens	42	52

Apprehended aliens illegally, presented by citizenship

During the period 1/04/2007 – 30/04/2007, forty-two (42) foreigners were apprehended. Most of them were undocumented and were brought before the court for identification. During the same period in 2006, fifty-two (52) persons were apprehended. This figure shows that the number of illegal aliens apprehended has decreased by 19,23 %.

Top 5 nationalities illegal aliens apprehended:

28	SYR
5	IRN
3	PAK
2	UKR
2	TUR

RESTREINT UE

CYPRUS

1.4. Application for asylum within the national territory

<u>Applications</u>	<u>(April) 2007</u>	<u>(April) 2006</u>
	326	297

During the period 1/04/2007 – 30/04/2007, three hundred and twenty-six (326) foreigners applied for asylum. During the same period in 2006, two hundred and ninety-seven (297) persons applied for asylum. This figure shows that the number of asylum seekers has increased by 10 %.

Top 5 nationalities applying for asylum:

100	SYR
39	LKA
26	PSE
25	IRN
23	PAK

1.5. Expulsions carried out

<u>Point of Entry</u>	<u>(April) 2007</u>	<u>(April) 2006</u>
Land	0	0
Air	210	187
Sea	0	01
Unknown	61	69
Total	271	257

Expulsions carried out

During the period 1/04/2007 – 30/04/2007, two hundred and seventy-one (271) expulsions were carried out. During the same period in year 2006, two hundred and fifty-seven (257) expulsions were carried out. This figure shows that the number of illegal aliens deported has increased by 5,44 %.

Top 5 nationalities expelled:

61	SYR
29	LKA
27	BGD
24	PAK
19	IRN

2.3.4. Use of forged documents

For the month February 2007, twenty-three (23) travel documents were examined for authenticity. Out of the twenty-three (23), eighteen (18) were found to be genuine and five (5) were found to be false or forged. Furthermore, five ID cards were examined; four (4) were found to be false and one (1) was found to be forged. Specifically, the details of the false/forged passports and ID cards are as follows:

- Two Georgian citizens were arrested at Larnaca Airport on their attempt to travel to Milan, Italy by presenting two forged Lithuanian passports and one false Lithuanian ID card.
- During Police investigation an Iranian was arrested and two passports, a French one and an Iranian one, were found on his person. Upon examination the French passport was found to be false while the Iranian was found to be genuine.
- Two Iraqi citizens were arrested at Larnaca Airport on their attempt to travel to Athens, Greece by presenting Swedish and Bulgarian passports. In the belongings of one of them a Bulgarian ID card was also found. Upon examination the Swedish passport was found to be genuine while the Bulgarian passport and ID card were found to be forged.
- An Iraqi citizen applied for asylum at the Nicosia District Office of Aliens and Immigration Unit and presented an Iraqi passport. Upon examination it was found that the picture was substituted and the passport was forged.
- Two Kurds (Turkish citizens) were arrested at Larnaca Airport on their attempt to travel to London, UK by presenting two Cypriot ID Cards which, upon examination, were found to be false.
- The Cyprus Police authorities arrested a Turkish citizen who admitted that the Cypriot ID card that was found on his person was false.

RESTREINT UE

LATVIA

Period under consideration: **MARCH 2007**

1. Statistical data and general trends (stability, increase, decrease)

1.1. Refusal of entry at all frontiers:

Category	Nationalities	Comparisons in %	
	March 2007	February 2007	March 2006
Total: 123		+25,51 % (98)	+105 % (60)
1.1.1. Land: 97	RUS-53, BLR-19, KGZ-6, UKR-6, MDA-5, ARM-2, KAZ-2, TUR-1, IDN-1, LBN-1, UZB-1.	+22,78 (79) RUS-31, BLR-14, UKR-12, KAZ-11, KGZ-7, MDA-3, USA-1	+76,36(55) RUS-31; BLR-11; UKR-5; MDA-4; BGR-2; KAZ-1; KGZ-1.
1.1.2. Air: 17	MDA-2, RUS-2, UKR-1, TUR-1, ZWE-1, USA-1, KAZ-1, (*) -8.	+6,25 % (16) BLR-3, ARE-3, UKR-1, CAN-1, KAZ-1, PAK-1, AUS-1, (*)-5.	+240 % (5) RUS-1; UKR-1; TUN-1; ISR-1; VNM-1.
1.1.3. Sea: 9	UKR-3, IND-3, SRB-1, TUR-1, KGZ-1.	+200 % (3) BLR-1, CHN-1, KGZ-1.	- %(0)
Top 5 nationalities:	(RUS)-55; (BLR)-19; (UKR)-10; (KGZ)-7; (MDA)-7.	(RUS)-31, (BLR)-18, (UKR)-13, (KAZ)-12, (KGZ)-8.	(RUS)-32, (BLR)-11, (UKR)-6, (MDA)-4, BGR-2.

1.2. Illegal aliens apprehended:

Category	March 2007	Comparisons in %	
		February 2007	March 2006
Total:	16	+23,08 % (13)	-54,29 % (35)
Ukraine (UKR)	6	Top 5 nationalities: MDA-6, BLR-1, KGZ-1, RUS-1, TUR-1.	Top 5 nationalities: MDA-10, RUS-7, UKR-5, PER-1, (*)-11.
Russia (RUS)	4		
Moldova (MDA)	2		
Belarus (BLR)	1		
Georgia (GEO)	1		
Israel (ISR)	1		
Kyrgyzstan (KGZ)	1		

RESTREINT UE

LATVIA

1.3. Applications for asylum at the frontier:

Category	March 2007	Comparisons in %	
		February 2007	March 2006
Total:	1	1	0
Belarus (BLR)	1	Kazakhstan (KAZ)	

1.4. Applications for asylum within the national territory:

Category	March 2007	Comparisons in %	
		February 2007	March 2006
Total:	2	0	0
Mongolia (MNG)	2		

1.5. Expulsions carried out:

Category	March 2007	Comparisons in %	
		February 2007	March 2006
Total:	12	-7,69 % (13)	-14,29 % (14)
Russia (RUS)	4	Nationalities: (MDA)-9, (RUS)-1, (UKR)-1, (BLR)-1, (*)-1.	Nationalities: (MDA)-9, (RUS)-2, (UKR)-1, (BLR)-1, (PER)-1.
Ukraine (UKR)	2		
Moldova (MDA)	2		
Kazakhstan (KGZ)	1		
Uzbekistan (UZB)	1		
Pakistan (PAK)	1		
Georgia (GEO)	1		

1.6. Comments

Summarising the results for March 2007, in comparison with the previous month the number of refusals of entry into the Republic of Latvia has increased. Of all the persons who were refused at the border crossing points, 103 foreigners were refused entry to Latvia because they could not present valid Latvian visas. Altogether the number of refusals of entry has increased by 25,51 % compared to February 2007 and increased by 105 % compared to March 2006. The highest number of refusals relates to citizens of Russia, Belarus, Kazakhstan and Ukraine. Most refusals were carried out at the land borders with Russia and Belarus.

Concerning apprehended aliens inside the country, there has been an increase of 23,08 % in comparison with the previous month (February – 13 persons: March – 16 persons) and a decrease of 54,29 % compared to March 2006. Expulsions in comparison with the previous month had decreased by 7,69 % (February -13 persons, March – 12 persons) and decreased by 14,29 % compared to March 2006.

RESTREINT UE

LATVIA

2. Salient facts

2.3. New operating methods and causes identified

2.3.4. Use of false documents

In March 2007 a total of 7 persons were detected with false documents. The detected false documents were: 4 false Latvian passports (LVA), 2 false Lithuanian passports (LTU) and 1 false Latvian non-citizen's passport (LVA).

False Latvian passports were used by 3 persons from Moldova (MDA) and 1 person from Russia (RUS).

False Lithuanian passports were used by 1 person from Ukraine (UKR) and 1 person from Lithuania (LTU).

The false Latvian non-citizen's passport was used by 1 person from Latvia (LVA).

Detained persons with falsified travel documents continue to include persons from Moldova and this tendency is not changing.

Period under consideration: **APRIL 2007**

1. Statistical data and general trends (stability, increase, decrease)

1.1. Refusal of entry at all frontiers:

Category	Nationalities	Comparisons in %	
	April 2007	March 2007	April 2006
Total: 133		+8,13 % (123)	+152,42 % (59)
1.1.1. Land: 117	RUS-64, KAZ-22, BLR-13, UKR-9, TJK-4, ISR-2, MDA-1, CAN-1, AFG -1.	+20,62 (97) RUS-53, BLR-19, KGZ-6, UKR-6, MDA-5, ARM-2, KAZ-2, TUR-1, IDN-1, LBN-1, UZB-1.	+185,37(41) RUS-22; BLR-7; UKR-4; BGR-1; HRV-1; ISR-3; KAZ-3.
1.1.2. Air: 13	UKR-3, BLR-1, SCG-1, EGY-1, NGA-1, GEO-1, (*)-5.	-23,53 % (17) MDA-2, RUS-2, UKR-1, TUR-1, ZWE-1, USA-1, KAZ-1, (*)-8.	+44,44 % (9) USA-2; BOL-1; BGD-1; IDN-1; PER-1; RUS-1; UKR-1; ARM-1.
1.1.3. Sea: 3	IND-2, KAZ-1.	-66,67 % (9) UKR-3, IND-3, SRB-1, TUR-1, KGZ-1.	-66,67 % (9) IND-7; KGZ-2;
Top 5 nationalities:	(RUS)-64; (KAZ)-23; (BLR)-14; (UKR)-12; (TJK)-4; (*)-5.	(RUS)-55; (BLR)-19; (UKR)-10; (KGZ)-7; (MDA)-7.	(RUS)-23, (BLR)-7, (IND)-7, (UKR)-5, (MDA)-3.

RESTREINT UE

LATVIA

1.2. Illegal aliens apprehended:

Category	April 2007	Comparisons in %	
		March 2007	April 2006
Total:	16	□ % (16)	-44,83 % (29)
Ukraine (UKR)	6	Top 5 nationalities: UKR-6, RUS-4, MDA-2, BLR-1, GEO-1.	Top 5 nationalities: RUS-13, UKR-9, ISR-2, AZE-1, AFG-1.
Russia (RUS)	4		
Moldova (MDA)	2		
Belarus (BLR)	1		
Georgia (GEO)	1		
Israel (ISR)	1		
Kyrgyzstan (KGZ)	1		

1.3. Applications for asylum at the frontier:

Category	April 2007	Comparisons in %	
		March 2007	April 2006
Total:	2	+100 % (1)	0
Belarus (BLR)	1	Belarus (BLR) -1.	
Russia (RUS)	1		

1.4. Applications for asylum within the national territory:

Category	April 2007	Comparisons in %	
		March 2007	April 2006
Total:	5	+150 % (2)	0
Kazakhstan (KGZ)	1	Mongolia (MNG) 2.	
Iraq (IRQ)	1		
Mongolia (MNG)	2		
Kyrgyzstan (KGZ)	1		

1.5. Expulsions carried out:

Category	April 2007	Comparisons in %	
		March 2007	April 2006
Total:	12	□□ % (12)	-20 % (15)
Moldova (MDA)	3	Nationalities: RUS-4, UKR-2, MDA-2, KAZ-1, UZB-1, PAK-1, GEO-1.	Nationalities: UKR-6, RUS-5, MDA-4.
Ukraine (UKR)	3		
Israel (ISR)	3		
Belarus (BLR)	2		
Stateless (*)	1		

1.6. Comments

Summarising the results for April 2007 in comparison with the previous month, the number of refusals of entry into the Republic of Latvia has increased. Of all persons who were refused at the border crossing points, 113 persons (March – 103 persons) were refused entry to Latvia because they could not present valid Latvian visas. Altogether the number of refusals of entry has increased by 8,13 % on March 2007, and increased by 152,42 % compared to April 2006. The highest number of refusals relates to citizens of Russia, Kazakhstan, Belarus and Ukraine. Most refusals were carried out at the land borders with Russia and Belarus.

Concerning apprehended aliens inside the country, the situation in comparison with the previous month remains the same (April – 16 persons: March – 16 persons) and there has been a decrease of 44,83 % compared to April 2006. Expulsions in comparison with the previous month were at the same level (April – 12 persons, March – 12 persons) and decreased by 20 % compared to April 2006.

The number of asylum applications significantly increased both at the border and within the national territory. (April 7 persons – March 3 persons).

2. Salient facts

2.3.4. Use of false documents

In April 2007, in total 5 persons were detected with falsified travel documents. The detected false documents were 5 false Lithuanian passports (LTU).

The false Lithuanian passports were used by 3 persons from Lithuania (LTU), 1 person from Belarus (BLR) and 1 person from Latvia (LVA).

In April 2007, 2 Moldovan citizens were apprehended entering Latvia across the Latvian-Belarusian border hidden in a car driven by a Latvian citizen. These facts show that the main groups of illegal immigrants are persons from Moldova who are trying to use all possible means to cross the border illegally in order to get to Ireland and Great Britain through Latvia.

RESTREINT UE

LITHUANIA

Period under consideration: **MARCH 2007**

1. Statistical data and general trends (stability, increase, decrease)

1.1. Refusal of entry at all frontiers*:

Category	February 2007	February 2007 %	March 2007	March 2007 %	+/- %
Total	197		221		+12
1.1.1. Land	184	93	211	96	+15
1.1.2. Air	8	4	5	2	-37
1.1.3. See	5	3	5	2	-
	March 2006	March 2006 %	March 2007	March 2007 %	+/- %
Total	193		221		+14
1.1.1. Land	176	91	211	96	+20
1.1.2. Air	11	6	5	2	-54
1.1.3. See	6	3	5	2	-17

TOP 5	March 2007	March 2007 %
Russia (RUS)	108	49
Belarus (BLR)	54	24
Ukraine (UKR)	27	12
Moldova (MDA)	6	3
Kazakhstan (KAZ)	6	3

1.2. Illegal aliens apprehended*:

Category	February 2007	March 2007	+/- %
Total	100	99	-1
	March 2006	March 2007	
Total	106	99	-7

Category	March 2007	March 2007 %
TOP 5		
Russia (RUS)	42	42
Belarus (BLR)	30	30
Ukraine (UKR)	11	11
Kazakhstan (KAZ)	5	5
Moldova (MDA)	4	4

RESTREINT UE

LITHUANIA

1.3. Applications for asylum at the frontier*:

February 2007	March 2007	+/- %
1	-	-

March 2006	March 2007	+/- %
-	-	-

1.4. Applications for asylum within national territory*:

Category	February 2007	March 2007	+/- %
Total			
For refugee status	12	10	-17

Category	March 2006	March 2007	+/- %
Total			
For refugee status	16	10	-37

Category	March 2007	March 2007 %
Total (1.3 – 1.4)		
TOP 5		
Russia (RUS)	9	90
Stateless	1	10

1.5. Expulsions carried out*:

Category	February 2007	March 2007	+/- %
Total	10	10	-
	March 2006	March 2007	+/- %
Total	19	10	-47

RESTREINT UE

LITHUANIA

Category	March 2007	March 2007 %
TOP 5		
Russia (RUS)	2	20
Ukraine (UKR)	2	20
Moldova (MDA)	2	20
Belarus (BLR)	1	10
Kazakhstan (KAZ)	1	10

**Remark:* statistical data only for nationals of third countries (not EU).

2. Salient facts

2.1. Reminder of the particulars communicated via the early warning system and measures taken

No notices were issued during the month under the Early Warning System.

2.3. New operating methods and causes identified

2.3.4. Use of false documents (persons)

	February 2007	March 2007	+/- %
Total	7	6	-14
	March 2006	March 2007	+/- %
Total	16	6	-62

Nationality	March 2007	March 2007 %
Total		
TOP 5		
Lithuania (LTU)	3	50
Moldova (MDA)	1	16,6
Angola (AGO)	1	16,6
Georgia (GEO)	1	16,6

RESTREINT UE

LITHUANIA

Period under consideration: **APRIL 2007**

1. Statistical data and general trends (stability, increase, decrease)

1.1. Refusal of entry at all frontiers*:

Category	March 2007	March 2007 %	April 2007	April 2007 %	+/- %
Total	221		274		+24
1.1.1. Land	211	96	256	93	+21
1.1.2. Air	5	2	8	3	+60
1.1.3. See	5	2	10	4	+100
	April 2006	April 2006 %	April 2007	April 2007 %	+/- %
Total	223		274		+23
1.1.1. Land	205	92	256	93	+25
1.1.2. Air	10	5	8	3	-20
1.1.3. See	8	3	10	4	+25

TOP 5	April 2007	April 2007 %
Russia (RUS)	126	46
Belarus (BLR)	58	21
Ukraine (UKR)	28	10
Kazakhstan (KAZ)	13	5
Tajikistan (TJK)	11	4

1.2. Illegal aliens apprehended*:

Category	March 2007	April 2007	+/- %
Total	99	131	+32
	April 2006	April 2007	
Total	103	131	+27

Category	April 2007	April 2007 %
TOP 5		
Russia (RUS)	49	37
Belarus (BLR)	39	30
Moldova (MDA)	11	8
Kazakhstan (KAZ)	10	7
Ukraine (UKR)	9	6

RESTREINT UE

LITHUANIA

1.3. Applications for asylum at the frontier*:

March 2007	April 2007	+/- %
-	-	-

April 2006	April 2007	+/- %
1	-	-

1.4. Applications for asylum within national territory*:

Category	March 2007	April 2007	+/- %
Total			
For refugee status	10	7	-30

Category	April 2006	April 2007	+/- %
Total			
For refugee status	4	7	+75

Category	April 2007	April 2007 %
Total (1.3 – 1.4)		
TOP 5		
Uzbekistan (UZB)	4	57
Russia (RUS)	1	14
Nigeria (NGA)	1	14
Israel (ISR)	1	14

1.5. Expulsions carried out*:

Category	March 2007	April 2007	+/- %
Total	10	11	+10
	April 2006	April 2007	+/- %
Total	21	11	-48

Category	April 2007	April 2007 %
TOP 5		
Belarus (BLR)	5	45
Russia (RUS)	2	18
Moldova (MDA)	1	12
Israel (ISR)	1	12
Kazakhstan (KAZ)	1	12

*Remark: statistical data only for nationals of third countries (not EU).

RESTREINT UE

LITHUANIA

2. Salient facts

2.1. Reminder of the particulars communicated via the early warning system and measures taken

No notices were issued during the month under the Early Warning System.

2.3. New operating methods and causes identified

2.3.1. New itineraries detected

Moldovan and Ukrainian citizens go to Belarus from their countries of origin by bus or train, and then on to Kaliningrad (Russia) by plane. These foreigners apply for Lithuanian visas in the Lithuanian consulate in Kaliningrad. After obtaining their visas they enter Lithuania by bus, train or car. In Lithuania facilitators provide false documents for these people, mostly Lithuanian passports and identification cards. These Moldovan and Ukrainian then go with their false documents to the state border with Latvia. They cross the "green border" with the help of facilitators and go by car to the border with Estonia. At the border crossing points the illegal migrants produce false documents. The purpose of the travel is to reach Sweden.

2.3.4. Use of false documents (persons)

	March 2007	April 2007	+/- %
Total	6	8	+33
	April 2006	April 2007	+/- %
Total	13	8	-38

Nationality	April 2007	April 2007 %
Total		
TOP 5		
Lithuania (LTU)	2	25
Moldova (MDA)	2	25
Russia (RUS)	2	25
Poland (POL)	1	12
Kyrgyzstan (KGZ)	1	12

RESTREINT UE

LUXEMBOURG

Period under consideration: MARCH 2007

1. Statistical data and general trends (stability, increase, decrease)

1.1. Refusal of entry at all frontiers:

1.1.1. Land:

1.1.2. Air: 1 (0 in February 2007 – 0 in March 2006)

1.1.3. Sea:

1.2. Illegal aliens apprehended:

18 persons (increase of 17 % compared with February 2007)
(reduction of 44 % compared with March 2006)

top nationalities: Algeria (DZA), Montenegro (MNE), China (CHN)

1.3. Applications for asylum at the frontier:

1 (0 in February 2007 – 0 in March 2006)

1.4. Applications for asylum within the national territory:

20 applications for 21 persons (reduction of 20 % compared with February 2007)
(reduction of 10 % compared with March 2006)

top nationalities: Serbia (SRB), Belarus (BLR), Iraq (IRQ)

1.5. Expulsions carried out:

9 persons (increase of 12 % compared with February 2007)
(reduction of 50 % compared with March 2006)

top nationalities: Montenegro (MNE), Nigeria (NGA)

RESTREINT UE

LUXEMBOURG

Period under consideration: **APRIL 2007**

1. Statistical data and general trends

1.1. Refusal of entry at all frontiers:

1.1.1. Land:

1.1.2. Air: 1 (1 in March 2007 – 0 in April 2006)

1.1.3. Sea:

1.2. Illegal aliens apprehended:

21 persons (increase of 17 % compared with March 2007)
(reduction of 9 % compared with April 2006)

top nationalities: Montenegro (MNE), Afghanistan (AFG), Cape Verde (CPV)

1.3. Applications for asylum at the frontier:

0 (1 in March 2007 – 0 in April 2006)

1.4. Applications for asylum within the national territory:

25 applications for 37 persons (increase of 25 % compared with March 2007)
(increase of 22 % compared with April 2006)

top nationalities: Serbia (SRB), Bosnia and Herzegovina (BIH), Iran (IRN)

1.5. Expulsions carried out:

5 persons (reduction of 45 % compared with March 2007)
(reduction of 59 % compared with April 2006)

top nationalities: Montenegro (MNE), Serbia (SRB)

RESTREINT UE

HUNGARY

Period under consideration: **MARCH + APRIL 2007**

1. Statistical data and general trends (stability, increase, decrease)

1.1. Refusal of entry at all frontiers

Total

	March	April	Changes %
			March / April
2007	697	788	+13 %
2006	1 642	1 741	+6 %
Changes % 2006 / 2007	-57 %	-54 %	

The top 5 nationalities:

March 2006		March 2007		Changes %
ROU Romanian	642	UKR Ukrainian	297	-40 %
UKR Ukrainian	495	SRB Serbian	174	+7 %
SRB Serbian	162	MDA Moldovan	84	+91 %
MDA Moldovan	44	Unknown	64	--
BIH Bosnian	34	HRV Croatia	11	--

April 2006		April 2007		Changes %
ROU Romanian	678	UKR Ukrainian	333	-15 %
UKR Ukrainian	391	SRB Serbian	163	-25 %
SRB Serbian	219	MDA Moldovan	111	+56 %
MDA Moldovan	71	Unknown	90	--
BIH Bosnian	69	TUR Turkish	17	--

1.1.1. Land

Total

	March	April	Changes %
			March / April
2007	678	769	+13 %
2006	1 589	1 694	+7 %
Changes % 2006 / 2007	-57 %	-55 %	

RESTREINT UE

HUNGARY

The top 5 nationalities:

March 2006		March 2007		Changes %
ROU Romanian	642	UKR Ukrainian	297	-40 %
UKR Ukrainian	495	SRB Serbian	174	+7 %
SRB Serbian	162	MDA Moldovan	82	+116 %
MDA Moldovan	38	Unknown	57	--
BIH Bosnian	34	HRV Croatia	11	--

April 2006		April 2007		Changes %
ROU Romanian	678	UKR Ukrainian	333	-15 %
UKR Ukrainian	391	SRB Serbian	163	-26 %
SRB Serbian	219	MDA Moldovan	106	+49 %
MDA Moldovan	71	Unknown	84	--
BIH Bosnian	69	TUR Turkish	15	--

1.1.2. Air

Total

	March	April	Changes %
			March/April
2007	19	19	0 %
2006	53	47	-11 %
Changes % 2006 / 2007	-64 %	-60 %	

The top 5 nationalities:

March 2006		March 2007		Changes %
Other	12	Other	7	-42 %
MDA Moldovan	6	IRQ Iraqi	2	--
ALB Albanian	4	CHN Chinese	2	--
TUR Turkish	4	MDA Moldovan	2	-67 %
IND Indian	3	USA American	1	--

April 2006		April 2007		Changes %
Other	13	Other	6	-54 %
IND Indian	4	MDA Moldovan	5	--
CHN Chinese	3	PAK Pakistani	2	--
TUR Turkish	2	PER Peruvian	2	--
COL Colombian	2	TUR Turkish	2	0 %

RESTREINT UE

HUNGARY

1.1.3. Sea: The Republic of Hungary does not have sea borders.

1.2. Illegal aliens apprehended

Total

	March	April	Changes %
			March/April
2007	828	632	-24 %
2006	1 259	1 328	+5 %
Changes % 2006 / 2007	-34 %	-54 %	

The top 5 nationalities:

March 2006		March 2007		Changes %
ROU Romanian	672	UKR Ukrainian	232	-28 %
UKR Ukrainian	324	SRB Serbian	151	+221 %
TUR Turkish	47	MDA Moldovan	121	+303 %
SRB Serbian	47	ROU Romanian	93	-86 %
MDA Moldovan	30	TUR Turkish	36	-23 %

April 2006		April 2007		Changes %
ROU Romanian	736	UKR Ukrainian	170	-36 %
UKR Ukrainian	267	SRB Serbian	114	+14 %
SRB Serbian	100	MDA Moldovan	66	+88 %
HUN Hungarian	38	ROU Romanian	51	-93 %
MDA Moldovan	35	HUN Hungarian	47	+24 %

1.3. Applications for asylum at the frontier

Total

	March	April	Changes %
			March/April
2007	38	16	-58 %
2006	6	42	+600 %
Changes % 2006/2007	+533 %	-62 %	

RESTREINT UE

HUNGARY

The top nationalities:

March 2006		March 2007		Changes %
SRB Serbian	4	SRB Serbian	12	+200 %
BIH Bosnian	1	IRQ Iraqi	7	--
Unknown	1	SOM Somali	4	--
		MDA Moldovan	2	--
		GEO Georgian	2	--

April 2006		April 2007		Changes %
SRB Serbian	11	GEO Georgian	5	-29 %
IRQ Iraqi	8	SRB Serbian	4	-64 %
GEO Georgian	7	MDA Moldovan	4	--
IND Indian	5	LKA Sri Lankan	2	--
PAK Pakistani	3	MNG Mongolian	1	--

1.4. Applications for asylum within the national territory

Total

	March	April	Changes % March / April
2007	163	165	+1 %
2006	156	193	+24 %
Changes % 2006 / 2007	+4 %	-14 %	

The top 5 nationalities:

March 2006		March 2007		Changes %
CHN Chinese	43	SRB Serbian	56	+115 %
VNM Vietnamese	30	VNM Vietnamese	22	-27 %
SRB Serbian	26	CHN Chinese	19	-56 %
NGA Nigerian	13	MNG Mongolian	7	--
GEO Georgian	10	SOM Somali	6	--

April 2006		April 2007		Changes %
VNM Vietnamese	64	VNM Vietnamese	52	-19 %
CHN Chinese	32	SRB Serbian	27	+4 %
SRB Serbian	26	CHN Chinese	23	-28 %
GEO Georgian	19	MNG Mongolian	11	--
IRQ Iraqi	8	GEO Georgian	10	-90 %

RESTREINT UE

HUNGARY

1.5. Expulsions carried out

Total

	March	April	Changes % March / April
2007	143	104	-27 %
2006	229	106	-54 %
Changes % 2006/2007	-37 %	-2 %	

The top 5 nationalities:

March 2006		March 2007		Changes %
UKR Ukrainian	78	MDA Moldovan	46	+130 %
ROU Romanian	68	UKR Ukrainian	35	-55 %
SRB Serbian	31	SRB Serbian	22	-29 %
MDA Moldovan	20	MKD FYROM	12	--
GEO Georgian	6	TUR Turkish	6	--

April 2006		April 2007		Changes %
ROU Romanian	42	SRB Serbian	36	+260 %
UKR Ukrainian	34	MDA Moldovan	25	+212 %
SRB Serbian	10	UKR Ukrainian	10	-71 %
MDA Moldovan	8	ROU Romanian	9	-79 %
CHN Chinese	2	TUR Turkish	7	--

1.6. Comments

General trend of refusals:

The figures for refusals rose slightly in April 2007 as compared to the figures for March 2007. The most active border sections with respect to refusals in the analysed period were the Ukrainian (45 % of refusals were carried out there, 47 % in March), Austrian (27 %) and Serbian (15 %) sections. The main refused nationalities were Ukrainian, Serbian and Moldovan nationals, similarly to previous months.

Illegal aliens apprehended:

632 illegal aliens were apprehended, which represents a 24 % decrease in April 2007 compared to the previous month. Most of the illegal migrants were detected at the Austrian (28 % of total apprehensions) and Ukrainian (23 % of total) border sections. The foreigners apprehended were Ukrainian, Serbian, Moldovan and Romanian nationals in great numbers.

RESTREINT UE

HUNGARY

General trend of illegal border crossings (IBC):

	March	April	Changes % March/April
2007	218	175	-20 %
2006	166	267	+61 %
Changes % 2006/2007	+31 %	-34 %	

The top 5 nationalities:

March 2006		March 2007		Changes %
UKR Ukrainian	50	SRB Serbian	92	+318 %
ROU Romanian	30	MDA Moldovan	38	+137 %
SRB Serbian	22	UKR Ukrainian	16	-68 %
MDA Moldovan	16	MKD FYROM	14	--
GEO Georgian	14	GEO Georgian	13	-7 %

April 2006		April 2007		Changes %
UKR Ukrainian	81	SRB Serbian	63	+3 %
SRB Serbian	61	HUN Hungarian	25	+56 %
ROU Romanian	30	MDA Moldovan	18	--
PSE Palestinian	17	GEO Georgian	13	--
HUN Hungarian	16	TUR Turkish	9	--

There was a 20 % decrease in the number of detected illegal border crossings in April 2007 compared to March 2007. The Austrian border section was the most active for the detection of illegal border crossings (37 % of apprehensions were carried out there). The leading nationalities were Serbian, Hungarian and Moldovan.

General trend of asylum applications:

There were only 16 asylum applications registered at the border crossing points and 165 inside national territory in April 2007.

The number of registered asylum applications slightly increased within the national territory during the analysed period. The number of Chinese and Vietnamese asylum applicants decreased remarkably in the analysed period and that of Serbians increased.

RESTREINT UE

HUNGARY

General trend of expulsions:

The Hungarian authorities carried out 104 expulsions in April 2007. Most of the readmitted nationals were Serbians and Moldovans in the analysed period, showing remarkably rapid growth.

2. Salient facts

2.1. Reminder of the particulars communicated via the early warning system and measures taken

The intelligence services checked and verified all of the information gained covertly and openly in each case, and took the necessary steps and measures.

2.2. Principal investigations leading to the dismantling of illegal networks or workshops

Procedures initiated against human smugglers/facilitators:

	March	April	Changes % March/April
2007	39	49	+26 %
2006	54	44	-18 %
Changes % 2006/2007	-28 %	+11 %	

The top 5 nationalities:

March 2006		March 2007		Changes %
HUN Hungarian	20	HUN Hungarian	18	-10 %
UKR Ukrainian	9	SRB Serbian	5	--
ROU Romanian	6	ROU Romanian	5	-17 %
SVK Slovakian	6	UKR Ukrainian	3	-67 %
AUT Austrian	5	BGR Bulgarian	3	--

April 2006		April 2007		Changes %
HUN Hungarian	16	HUN Hungarian	17	+6 %
SRB Serbian	5	ROU Romanian	11	--
UKR Ukrainian	4	SRB Serbian	8	+60 %
SVK Slovakian	4	DEU Germany	3	--
AUT Austrian	4	UKR Ukrainian	2	-50 %

RESTREINT UE

HUNGARY

General trends regarding the apprehensions of facilitators:

The Hungarian Border Guard initiated criminal procedures against 49 facilitators in April 2007. **57 %** of the human smugglers were detected at the Austrian border section; the facilitators were Hungarian and Romanian nationals in many cases, similarly to the previous months.

2.4. Use of false documents

Total

	March	April	Changes % March/April
2007	207	181	-13 %
2006	271	231	-15 %
Changes % 2006 / 2007	-24 %	-22 %	

The top 5 nationalities:

March 2006		March 2007		Changes %
UKR Ukrainian	148	UKR Ukrainian	78	-47 %
ROU Romanian	43	MDA Moldovan	52	+189 %
MDA Moldovan	18	ROU Romanian	20	-53 %
SRB Serbian	17	SRB Serbian	11	-35 %
BGR Bulgarian	9	TUR Turkish	9	--

April 2006		April 2007		Changes %
UKR Ukrainian	91	MDA Moldovan	47	+96 %
ROU Romanian	57	UKR Ukrainian	42	-54 %
MDA Moldovan	24	ROU Romanian	34	-40 %
Unknown	15	SRB Serbian	18	+38 %
SRB Serbian	13	TUR Turkish	10	--

General trend regarding detection of false or falsified documents:

181 false or falsified travel documents were detected in April 2007. This means the detections decreased by 13 %; most of these documents were registered at the Austrian (35 % of total detections), Romanian (28 %) and Ukrainian (17 %) border sections.

RESTREINT UE

HUNGARY

Change in the trends of modi operandi:

As is clearly seen from the above data, the number of document falsifications has dropped significantly due to the strict and thorough passport controls at the border crossing points. Owing to the reduction of this modus operandi there has been a perceptible shift and the number of clandestines has started to increase. Nevertheless appropriate counter measures have been taken to suppress this trend, too. Some slight increase along the green borders has been reported.

2.5. Procedures for abuse of regular residence

	March	April	Changes %
			March/April
2007	7	11	+57 %
2006	33	46	+39 %
Changes % 2006 / 2007	-79 %	-76 %	

The top nationalities:

March 2006		March 2007		Changes %
ROU Romanian	21	SRB Serbian	5	0 %
UKR Ukrainian	5	ROU Romanian	1	-95 %
SRB Serbian	5	BIH Bosnian	1	--
BGR Bulgarian	2			

April 2006		April 2007		Changes %
ROU Romanian	33	SRB Serbian	5	-50 %
SRB Serbian	10	MDA Moldovan	2	--
UKR Ukrainian	2	UKR Ukrainian	1	-50 %
Stateless	1	ROU Romanian	1	-97 %
		TUR Turkish	1	--

The number of procedures for abuses of regular residence increased by 57 % in the analysed period compared to the figures for the previous month.

The leading national category concerning procedures for abuse of regular residence was Serbian (45 % of the total). 27 % of total abuses were detected at the Romanian border section.

RESTREINT UE

HUNGARY

2.6. Other

Warrants	Wanted persons	Wanted vehicles	Wanted documents	Wanted objects	Total
March 2007	177	8	64	5	254
April 2007	122	5	44	1	172

DECLASSIFIED

RESTREINT UE

MALTA

Period under consideration: **MARCH 2007**

1. Statistical data and general trends (stability, increase, decrease)

1.1. Refusal of entry at all frontiers

- 1.1.1. Land : Not applicable
1.1.2. Air : 33 (an increase of 11 from March 2006)
1.1.3. Sea : 2 (same amount as in March 2006)

Nationalities were as follows:

UZB	10
LBY	8
PAK	4
RUS and SYR	3
Latvian Alien	2
BLR, HRV, NGA, PHL and UKR	1

In nearly all cases the passengers did not satisfy the requirements for entry or were not properly documented.

- 1.2. Illegal aliens apprehended 26 (inland) (a decrease of 23 compared to March 2006)
No boat people entered the territory in March 2006
Total : 26

Nationalities were as follows:

LBY	14
PHL & UKR	3
ALB, DZA, AUS, EGY, IND & SYR	1

- 1.3. Applications for asylum at the frontier: Nil (one application was submitted in March 2006)

RESTREINT UE

MALTA

- 1.4. Applications for asylum within the national territory: 68 (boat people)
Nil (within national territory)

The highest number of applications was again submitted by boat people.

The nationalities were:

SOM	24
ERI	17
SDN	12
ETH	7
COD, NER and NGA	2
TCD and Palestine	1

- 1.5. Expulsions carried out: 23 (a decrease of 25 from March 2006)

Nationalities expelled were:

LBY	12
PHL and UKR	3
ALB, DZA, AUS, EGY and IND	1

- 1.6. Comments

The main repatriations effected during March 2007 consisted of migrants who were apprehended after they were found to be on the Island without the necessary permits. The vast majority of them had overstayed their permit of residence.

2. Salient facts

- 2.6. Significant difficulties or information regarding readmission or expulsion to countries of origin and the issue of consular laissez-passer.

Malta still encounters a big problem with effectively identifying rejected asylum seekers and undocumented migrants. This remains the main obstacle for the issue of a consular laissez-passer.

RESTREINT UE

MALTA

Period under consideration: **APRIL 2007**

1. Statistical data and general trends (stability, increase, decrease)

1.1. Refusal of entry at all frontiers:

- 1.1.1. Land : Not applicable
1.1.2. Air : 17 (an increase of 2 from April 2006)
1.1.3. Sea : 3 (no inadmissible passengers in April 2006)

Nationalities were as follows:

LBY	9
ZAF	2
KAZ, MUS, MDA, MAR, NGA, RUS, TUN, TUR & UNK	1

In nearly all cases the passengers did not satisfy the requirements for entry or were not properly documented.

- 1.2. Illegal aliens apprehended 26 (inland) (a decrease of 18 compared to April 2006)
28 (boat people) (an increase of 8 over April 2006)
Total : 54

The nationalities of those caught from inland were as follows:

LBY	15
UZB	5
CHN	2
GHA, GEO, SYR and TUR	1

With regard to the cases of boat people experienced during this month, details appear under 2.4.4.

- 1.3. Applications for asylum at the frontier: Nil (No applications were submitted in April 2006)

RESTREINT UE

MALTA

- 1.4. Applications for asylum within the national territory: 42 (boat people)
4 (within national territory)

The highest number of applications was again submitted by boat people.

The nationalities were:

ERI	13
NGA	7
CIV	4
GNB and SOM	3
TCD, COD, MLI and SDN	2
DZA, GMB, NER and SEN	1

As regards requests for asylum from within the national territory, there were four (4) cases involving a Libyan, Palestinian, Sudanese and a Turkish national.

- 1.5. Expulsions carried out: 28 (a decrease of 18 compared to April 2006)

Nationalities expelled were:

LBY	16
UZB	5
CHN and SYR	2
GHA, TUN and TUR	1

- 1.6. Comments

The main repatriations effected during April 2007 consisted of migrants who were apprehended after they were found to be on the Island without the necessary permits. The vast majority of them had overstayed their permit of residence.

2. Salient facts

2.3.4. Use of false documents

There were five (5) cases at the Airport.

On a flight arriving from Dubai, a Nigerian national presented a false Malta entry visa approval.

A Moldovan national was found to be in possession of two false passports, one Slovenian and another of the Czech Republic upon his arrival from Istanbul.

On another separate occasion, a person with unknown nationality attempted to enter Malta with a false French passport which had a photo substitution.

Two Turkish nationals were apprehended whilst trying to depart to Brussels with false Bulgarian identity cards.

2.4. Exceptional occurrences

2.4.4. Large-scale influxes of illegal aliens

A boat carrying a total of twenty eight (28) migrants managed to enter the territory. The nationalities of the migrants were declared to be as follows:

GMB	7
MLI	6
COD, GIN and CIV	4
TCD, MRT and SEN	1

2.6. Significant difficulties or information regarding readmission or expulsion to countries of origin and the issue of consular laissez-passer.

Malta still encounters a big problem with effectively identifying rejected asylum seekers and undocumented migrants. The majority claim to be nationals of countries that do not have any consular representation locally. Efforts to try to identify and obtain travelling documents for them, in many occasions, prove futile.

RESTREINT UE

THE NETHERLANDS

Period under consideration: **MARCH 2007**

1. Statistical data and general trends (stability, increase, decrease)

1.1. Refusal of entry at all borders

1.1.1. Land

Not applicable in the Netherlands' case.

1.1.2. Air

Total number of people refused entry in **March 2007**: 325 (excluding those refused asylum).
This is 34 % up on February 2007 and 20 % up on March 2006.

Top 10 nationalities:

• Bolivia (BOL)	147
• Nigeria (NGA)	27
• Suriname (SUR)	20
• Brazil (BRA)	18
• Peru (PER)	11
• Philippines (PHL)	8
• Mexico (MEX)	7
• China (CHN)	6
• Malaysia (MYS)	6
• Turkey (TUR)	6

* Only for the Amsterdam Schiphol Airport border crossing can those refused entry be broken down by nationality.

In **March 2007** those refused entry arrived from the following cities (airports):

Top 10:

• Sao Paolo	81
• Lima	81
• Paramaribo	21
• Lagos	13
• Banjul	10
• Cairo	8
• London	7
• Hong Kong	5
• Abuja	5
• Mexico City	5

* Only for the Amsterdam Schiphol Airport border crossing can those refused entry be broken down by airport of departure.

RESTREINT UE

THE NETHERLANDS

1.1.3. Sea

March 2007: 4. This is 50 % up on February 2007.

1.2. Illegal aliens apprehended

March 2007: 789 (this is 8 % down on February 2007 and 33 % down on March 2006).

Top 5 nationalities:

• China (CHN)	88
• Turkey (TUR)	70
• Morocco (MAR)	57
• Iraq (IRQ)	42
• India (IND)	39

1.3. Applications for asylum at the frontier

March 2007: 80. This is 42 % up on February 2007 and 42 % up on March 2006.

1.4. Applications for asylum within national territory

March 2007: 543 (this is 8 % up on February 2007).

Top 5 nationalities:

• Somalia (SOM)	214
• Iraq (IRQ)	75
• Burundi (BDI)	22
• Nigeria (NGA)	18
• Iran (IRN)	18

N.B. Since August 2006 it has become possible to distinguish first applications from other influx. As of 1 January 2007, the definition of asylum influx concerns only the first applications.

RESTREINT UE

THE NETHERLANDS

1.5. Expulsions carried out

March 2007: 747 (this is 61 % up on February 2007 and 18 % down on March 2006).

Top 5 nationalities:

• Turkey (TUR)	196
• Morocco (MAR)	47
• Iraq (IRQ)	32
• Nigeria (NGA)	32
• China (CHN)	29

N.B. As of 1 January 2007, the figures only concern forced returns and no longer include voluntary returns. For the comparison with the previous year the new definition is also used for the previous year.

2. Salient facts

2.2. Principle investigations leading to the dismantling of illegal networks or workshops

Schiphol: number of immigrant-smuggling investigations at Schiphol Airport:

	<u>Cases:</u>	<u>Suspects:</u>
December 2006 :	8	7
January 2007 :	11	10
February 2007 :	28	8
March 2007 :	16	3

In addition, the following investigations were conducted outside Schiphol Airport in **March 2007:** 21 by the Mobile Immigration Control (MTV), 2 in the course of border checks at regional airports and 2 in the course of border checks at seaports.

A total of 30 individuals were identified as suspects in illegal immigrant smuggling and 26 individuals as facilitated persons.

RESTREINT UE

THE NETHERLANDS

The top 3 nationalities of the suspects detained were as follows:

- Netherlands (NLD) 10
- Germany (DEU) 3
- Belgium (BEL) 2

Of the 10 suspects of Dutch nationality, 2 were born in Morocco, 2 in Egypt, 1 in India, 1 in Iraq, 1 in Suriname, 1 in Eritrea, 1 in Côte d'Ivoire and 1 in the Netherlands.

The top 3 nationalities of the facilitated persons were as follows:

- Nigeria (NGA) 3
- Iraq (IRQ) 3
- Albania (ALB) 2

Of the 26 facilitated persons, 20 were male and 6 female.

Ongoing investigation by the Seaport Police Authority into illegal immigrant smuggling

In October 2006, the Seaport Police Authority in Rotterdam Rijnmond launched an investigation into illegal immigrant smuggling. The aim was to shed light on a Chinese smuggling organisation suspected of smuggling people from the Netherlands into the United Kingdom. An initial smuggling transport operation was found to have taken place on 29 October 2006, as a result of which a total of 9 persons were detained in the United Kingdom. A second smuggling operation took place on 14 November 2006, and was intercepted in the Netherlands. Another operation was planned for 5 January 2007, but was prevented by circumstances.

The organisation's *modus operandi* was to offer persons to be smuggled via a network from countries including the Netherlands and Belgium, who were subsequently delivered to a specific location in the Netherlands on demand. They were then accommodated in a house for a "short" period, after which transportation to the boarding point was arranged.

A driver working for a large international haulage undertaking, who had clearly offered his services in return for money, was used to transport the immigrants. Detailed communications about the boarding point then followed. Once the facilitated persons had gathered (something that did not always go according to plan), they climbed into the lorry's cargo hold. The lorry was then driven to the boat in Hoek van Holland en route to the United Kingdom.

A total of 7 persons have been arrested to date, including 2 Chinese and 5 Iraqis. The Seaport Police Authority is keeping in touch with the United Kingdom, Belgium, Germany, France and Denmark via Europol. The investigation is now in its final phase. A verdict is awaited from the judge.

2.3. New operating methods and causes identified

2.3.1. New itineraries detected

Nigerians:

Nigerian men and women travelling from Lagos or Abuja en route to their final destination of Paris. The persons in question are in possession of tickets showing Paris as their final destination, and their passports contain a Schengen visa issued by the French Embassy in Lagos. The visa is valid for a period of 15 days. When asked, they state that the purpose of their trip is tourism or a family visit. With regard to tourism, the persons involved have not the slightest idea what to do or see in Paris, nor do they possess any documentation relating to their destination. Moreover, they are unable to name any places of interest in Paris. In most cases they state that they will stay for a period of seven days.

With regard to family visits, the persons in question are usually able to give nothing more than a name. They are unable to provide addresses or telephone numbers, etc. when asked, claiming that "the family is picking them up at the airport".

Other individuals state that the purpose of their trip is "business", but are likewise unable to provide any company names or addresses, etc..

Malaysians:

In March 2007 the Netherlands customs authorities intercepted two Malaysians carrying a large number of false or falsified credit cards in their luggage and inter alia a number of completely false Singaporean passports were also found.

Malaysians have regularly been refused entry in recent weeks. When asked, the persons concerned state that the purpose of their trip is "to travel around and do some sightseeing in the Netherlands for a few days before travelling on to Paris to also spend a few days sightseeing there". Others state that the purpose of the trip is to visit or meet up with acquaintances or relatives. However, they are unable to provide full names and/or addresses. The Malaysians in question include both men and women. The persons involved hold Singapore Airlines tickets routed Singapore-Amsterdam-Singapore.

In recent weeks, the Royal Netherlands Military Constabulary has been taking part in a Frontex operation at Schiphol. The operation forms part of Frontex and has been running since 19 February 2007 at eight airports in six EU Member States. It is targeted at illegal immigration from South America to the EU, and in particular Spain and Portugal.

Approximately 75 South Americans have been refused entry at the Netherlands' external borders. A total of 1788 persons have been intercepted to date, most of whom come from Bolivia, Brazil and Paraguay. The operation has now been wound up.

2.3.3. Use of fraudulent methods to obtain visas

In **March 2007**, 10 persons were refused entry at Schiphol Airport on the grounds that their reasons for travelling were inconsistent with the details given in their visa applications.

There is evidence of suspected abuse of visa applications by Dutch undertakings at the Swedish embassy in Kaliningrad. Consideration is being given to launching an investigation.

2.3.4. Use of false documents

Number of false or falsified documents seized in March 2007:

Total March 2007	: 94
On arrival	: 71 (presented)
On departure	: 23 (presented)
On being searched	: 0

In **March 2007**, 38 suspects were intercepted after presenting false, falsified or look-alike travel documents during checks. Another suspect was detained with two false passports in his luggage. The checks in question included those carried out by the Mobile Immigration Control and checks at seaports and regional airports (on both inbound and outbound passengers).

Of the suspects detained, 23 were apprehended during a Mobile Immigration Control, 3 in the course of border checks at regional airports and 3 in the course of border checks at seaports. Of the 38 improperly used travel documents (passports/identity cards/residence permits), 5 were Netherlands passports. Of those, four were "look-alikes" and one was a falsified passport.

2.3.6. Other

Exploratory investigation into "fake sailors"

An exploratory investigation has been launched into instances of entry and attempted entry by "fake sailors" from countries including India, Pakistan and Sri Lanka. In the cases in question, use is made of (or an attempt is made to use) visa applications submitted via Netherlands embassies for ocean-going vessels which are subsequently found to have no intention of entering a port in the Netherlands and which, according to historical data, never sail in European waters, or ocean-going vessels about which it is quite impossible to obtain any information via the official channels. The various intelligence and enforcement services are currently cooperating closely at national level in order to obtain a country-wide overview of this phenomenon. The aim of the exploratory investigation is to obtain information on the basis of which a criminal investigation may be launched. It has since become clear that other European countries (and in particular the United Kingdom) are experiencing the same phenomenon, and cooperation will therefore be sought at international level.

RESTREINT UE

THE NETHERLANDS

Period under consideration: **APRIL 2007**

1. Statistical data and general trends (stability, increase, decrease)

1.1. Refusal of entry at all borders

1.1.1. Land

Not applicable in the Netherlands' case.

1.1.2. Air

Total number of people refused entry in **April 2007**: 144 (excluding those refused asylum). This is 56 % down on March 2007 and 50 % down on April 2006.

Top 10 nationalities:

1.	Nigeria (NGA)	15
2.	Suriname (SUR)	14
3.	China (CHN)	14
4.	Morocco (MAR)	11
5.	Peru (PER)	9
6.	Brazil (BRA)	8
7.	Jamaica (JAM)	7
8.	Turkey (TUR)	7
9.	Bolivia (BOL)	5
10.	Unknown	5

* Only for the Amsterdam Schiphol Airport border crossing can those refused entry be broken down by nationality.

In **April 2007** those refused entry arrived from the following cities (airports):

Top 10:

1.	Quito	15
2.	Lima	13
3.	Paramaribo	13
4.	Lagos	8
5.	Prague	8
6.	Abuja	7
7.	Sao Paulo	7
8.	Zurich	7
9.	Unknown	6
10.	Hong Kong	5

* Only for the Amsterdam Schiphol Airport border crossing can those refused entry be broken down by airport of departure.

RESTREINT UE

THE NETHERLANDS

1.1.3. Sea

April 2007: 4. This is 50 % up on February 2007.

1.2. Illegal aliens apprehended

April 2007: 741 (this is 6 % down on March 2007 and 29 % down on April 2006).

Top 5 nationalities:

- China (CHN) 95
- Turkey (TUR) 74
- Morocco (MAR) 52
- Unknown (UNK) 43
- Nigeria (NGA) 37

1.3. Applications for asylum at the border

April 2007: 79. This is 31 % down on March 2007 and 21 % down on March 2006.

1.4. Applications for asylum within national territory

April 2007: 506 (this is 7 % down on March 2007).

Top 5 nationalities:

- Somalia (SOM) 165
- Iraq (IRQ) 96
- Nigeria (NGA) 20
- Albania (ALB) 16
- Iran (IRN) 15

N.B. Since August 2006 it has become possible to distinguish first applications from other influx. As of 1 January 2007, the definition of asylum influx concerns only the first applications.

RESTREINT UE

THE NETHERLANDS

1.5. Expulsions carried out

April 2007: 512 (this is 31 % down on March 2007 and 51 % down on April 2006).
Turkey 130 (TUR), Morocco 30 (MAR), Nigeria 26 (NGA), Russian Federation 17 (RUS),
Ukraine 16 (UKR).

Top 5 nationalities:

- Turkey (TUR) 130
- Morocco (MAR) 30
- Nigeria (NGA) 26
- Russian Federation (RUS) 17
- Ukraine (UKR) 16

N.B. As of 1 January 2007, the figures only concern forced returns and no longer include voluntary returns. For the comparison with the previous year the new definition is also used for the previous year.

2. Salient facts

2.2. Principle investigations leading to the dismantling of illegal networks or workshops

Schiphol: number of immigrant-smuggling investigations at Schiphol Airport:

	<u>Cases:</u>	<u>Suspects:</u>
December 2006 :	8	7
January 2007 :	11	10
February 2007 :	28	8
March 2007 :	16	3
April 2007 :	2	n.a.

In addition, 21 immigrant-smuggling investigations were conducted outside Schiphol Airport in **April 2007**. Of those, 18 were carried out by the Mobile Immigration Control (MTV), 2 by regional airports and 1 by seaports.

A total of 22 individuals were identified as suspects (facilitators) in illegal immigrant smuggling and 28 individuals as facilitated persons. Of the 5 suspects of Netherlands nationality, 1 was born in Turkey and 1 in Nigeria (birthplace of the remaining 3 unknown).

RESTREINT UE

THE NETHERLANDS

In Hoek van Holland, a German national attempted to smuggle 8 Vietnamese citizens into the United Kingdom.

The top 10 nationalities of the suspects detained were as follows:

1.	Netherlands (NLD)	5
2.	Morocco (MAR)	3
3.	Belgium (BEL)	2
4.	Turkey (TUR)	2
5.	Ghana (GHA)	2
6.	Albania (ALB)	1
7.	Germany (DEU)	1
8.	Guinea (GIN)	1
9.	Sierra Leone (SLE)	1
10.	Russia (RUS)	1

The top 10 nationalities of the facilitated persons were as follows:

1.	Vietnam (VNM)	8
2.	Turkey (TUR)	5
3.	Morocco (MAR)	3
4.	China (CHN)	2
5.	Ghana (GHA)	2
6.	Sudan (SDN)	2
7.	Greece (GRC)	1
8.	Nigeria (NGA)	1
9.	Russia (RUS)	1
10.	Romania (ROU)	1

2.3. New operating methods and causes identified

2.3.1. New itineraries detected

A recurrent trend from Mexico: "fake sailors" of Sri Lankan nationality discard all identity documents during the flight from Mexico City and apply for undocumented asylum at Schiphol Airport. The aliens in question usually travel in groups of from 3 to 5 persons. Travel route MEX-AMS-KUL.

2.3.3. Use of fraudulent methods to obtain visas

In **April 2007**, 1 person was refused entry at Schiphol Airport on the grounds that their reasons for travelling were inconsistent with the details given in their visa application.

RESTREINT UE

THE NETHERLANDS

2.3.4. Use of false documents

Number of false or falsified documents seized at Schiphol Airport in April 2007:

<i>Total April 2007</i>	: 85
On arrival	: 57 (presented)
On departure	: 28 (presented)
On being searched	: 0

The top 10 nationalities of the false or falsified documents were as follows:

1.	Nigeria (NGA)	16
2.	United Kingdom (GBR)	8
3.	Spain (ESP)	6
4.	Peru (PER)	5
5.	Iraq (IRQ)	4
6.	Italy (ITA)	4
7.	Venezuela (VEN)	4
8.	France (FRA)	3
9.	Portugal (PRT)	3
10.	Belgium (BEL)	2

The top 10 nationalities of the suspects presenting false or falsified documents were as follows:

1.	Nigeria (NGA)	24
2.	Somalia (SOM)	7
3.	Iraq (IRQ)	6
4.	Peru (PER)	6
5.	Cuba (CUB)	5
6.	Ukraine (UKR)	4
7.	China (CHN)	4
8.	Colombia (COL)	2
9.	Ethiopia (ETH)	2
10.	Ghana (GHA)	2

RESTREINT UE

THE NETHERLANDS

In addition, 27 suspects were intercepted in **April 2007** after presenting false or falsified documents during checks. The checks in question involved those carried out by the Mobile Immigration Control and checks at seaports and regional airports (on both inbound and outbound passengers).

Of the 27 suspects detained, 21 were apprehended by the Mobile Immigration Control, 2 in the course of border checks at regional airports and 4 in the course of border checks at seaports. Of the 27 improperly used travel documents, 1 was a Netherlands identity card.

The top 10 nationalities of the false or falsified documents were as follows:

1.	Denmark (DNK)	3
2.	Italy (ITA)	3
3.	France (FRA)	3
4.	Belgium (BEL)	2
5.	Poland (POL)	1
6.	Netherlands (NLD)	1
7.	Greece (GRC)	1
8.	USA (USA)	1
9.	Czech Republic (CSE)	1
10.	Lithuania (LTU)	1

The top 10 nationalities of the suspects presenting false or falsified documents were as follows:

1.	Iraq (IRQ)	3
2.	Somalia (SOM)	3
3.	Nigeria (NGA)	2
4.	Turkey (TUR)	1
5.	Greece (GRC)	1
6.	Ukraine (UKR)	1
7.	Sudan (SDN)	1
8.	Iran (IRN)	1
9.	Congo (COG)	1
10.	Côte d'Ivoire	1

RESTREINT UE

AUSTRIA

Period under consideration: **MARCH 2007**

1. Statistical data and general trends (stability, increase, decrease)

1.1. Refusal of entry at all frontiers:

March	443	-3,7 % on February 2006	-83,9 % on March 2006
-------	-----	-------------------------	-----------------------

Top 5 nationalities:

March 2007: Unknown (UNK) (75), Switzerland (CHE) (61), Serbia and Montenegro (YUG) (54), Croatia (HRV) (40), Ukraine (UKR) (36)

February 2007 (total 460): Serbia and Montenegro (YUG) (98), Switzerland (CHE) (97), Ukraine (UKR) (50), Bosnia and Herzegovina (BIH) (41), Unknown (UNK) (29)

March 2006 (total 2 759): Romania (ROM) (1 923), Bulgaria (BGR) (306), Switzerland (CHE) (117), Croatia (HRV) (58), Ukraine (UKR) (57)

1.1.1. Land:

March	407	-6,7 % on February 2007	-85 % on March 2006
-------	-----	-------------------------	---------------------

1.1.2. Air:

March	36	+ 50 % on February 2007	-23,4 % on March 2006
-------	----	-------------------------	-----------------------

1.1.3 Sea:

1.2. Illegal aliens apprehended:

March	1 189	+21,1 % on February 2007	-63,1 % on March 2006
-------	-------	--------------------------	-----------------------

Top 5 nationalities:

March 2007: Serbia and Montenegro (YUG) (204), Russian Federation (RUS) (131), Ukraine (UKR) (117), Iraq (IRQ) (64) and Moldova (MDA) (62)

February 2007 (total 982): Serbia and Montenegro (YUG) (157), Russian Federation (RUS) (96), Moldova (MDA) (85), Ukraine (UKR) (82) and Turkey (TUR) (64)

March 2006 (total 3 225): Romania (ROM) (1 857), Serbia and Montenegro (YUG) (279), Bulgaria (BGR) (131), Ukraine (UKR) (105) and Turkey (TUR) (76)

1.3. Applications for asylum at the frontier: -

RESTREINT UE

AUSTRIA

1.4. Applications for asylum within the national territory:

March	966	-4,4 % on February 2007	-15 % on March 2006
-------	-----	-------------------------	---------------------

Top 5 nationalities:

March: Russian Federation (RUS) (185), Serbia and Montenegro (YUG) (172), Afghanistan (AFG) (58), Armenia (ARM) (45) and Georgia (GEO) (45)

February (total 1 010): Serbia and Montenegro (YUG) (191), Russian Federation (RUS) (181), Moldova (MDA) (70), Turkey (TUR) (56) and Afghanistan (AFG) (56)

2. March 2006 (total 1 137): Serbia and Montenegro (YUG) (267), Russian Federation (RUS) (138), Afghanistan (AFG) (71), Turkey (TUR) (66) and Georgia (GEO) (52)

1.5. Expulsions carried out:

March	376	+34,8 % on February 2007	-10,9 % on March 2006
-------	-----	--------------------------	-----------------------

Top 5 nationalities:

March 2007: Serbia and Montenegro (YUG) (85), Moldova (MDA) (54), Ukraine (UKR) (35), Iraq (IRQ) (26) and Russian Federation (RUS) (19)

February 2007 (total 279): Serbia and Montenegro (YUG) (58), Moldova (MDA) (34), Ukraine (UKR) (33), Iraq (IRQ) (20) and Turkey (TUR) (13)

March 2006 (total 422): Romania (ROM) (113), Serbia and Montenegro (YUG) (44), Ukraine (UKR) (43), Bulgaria (BGR) (27) and Moldova (MDA) (16)

RESTREINT UE

POLAND

Period under consideration: **MARCH + APRIL 2007**

1. Statistical data and general trends (stability, increase, decrease)

1.1 Refusal of entry at all frontiers

March

3 225 (15,4 % to February 2007; -18,7 % to March 2006 (3 965))
Top - 5: UKR, BLR, RUS, MDA, IND; MNG (4)

April

2 552 (-20,9 % to March 2007 (3225); -24,3 % to April 2006 (3 371))
Top - 5: UKR, BLR, RUS, TJK, MDA; MNG (8)

1.1.1. Land

March

3 082 (14,9 % to February 2007; -19,9 % to March 2006 (3 846))
Top - 5: UKR, BLR, RUS, MDA, ARM; MNG (4)

April

2 419 (-21,5 % to March 2007 (3082); -26,2 % to April 2006 (3 278))
Top - 5: UKR, BLR, RUS, TJK, MDA; MNG (8)

1.1.2. Air

March

143 (28,8 % to February 2007; 33,6 % to March 2006 (107))
Top - 5: IND, LKA, NGA, CHN, UKR; MNG (0)

April

129 (-9,8 % to March 2007 (143); 51,8 % to April 2006 (85))
Top - 5: CHN, NGA, IND, UKR, Stateless; MNG (0)

1.1.3. Sea

March

0 (- to February 2007, - to March 2006 (6))
Top - 5: -

April

4 (- to March 2007 (0), - to April 2006 (8))
Top - 5: BLR, SCG, BIH, IRQ; MNG (0)

RESTREINT UE

POLAND

1.2 Illegal aliens apprehended

March

483 (68,3 % to February 2007; -33,7 % to March 2006 (729)

Top - 5: UKR, BLR, VNM, ARM, RUS; MNG (7)

April

351 (-27,3 % to March 2007 (483); -29,8 % to April 2006 (500)

Top - 5: UKR, BLR, VNM, ARM, MDA; MNG (5)

1.3 Applications for asylum at the frontier

March

173 (-6,5 % to February 2007; -20,3 % to March 2006 (217)

Top - 2: RUS, BLR

April

158 (-8,7 % to March 2007; -32,5 % to April 2006 (234)

Top - 4: RUS, AFG, KGZ, ZAR

1.4 Applications for asylum within the national territory

March

295 (13,9 % to February 2007; 2,4 % to March 2006 (288)

Top - 5: RUS, PAK, LKA, BGD, UKR

April

266 (-9,8 % to March 2007; 16,1 % to April 2006 (229)

Top - 5: RUS, BLR, CHN, KGZ, VNM

1.5 Expulsions carried out

March

776 (70,9 % to February 2007; -7,2 % to March 2006 (836)

Top - 5: UKR, BLR, MDA, RUS, ARM; MNG (9)

April

678 (-12,6 % to March 2007 (776); -7,2 % to April 2006 (731)

Top - 5: UKR, BLR, ARM, RUS, MDA; MNG (7)

RESTREINT UE

POLAND

1.6. Comments

Situation concerning MNG (9092/06 CIREFI 20 COMIX 428 RESTREINT UE)

In March, 4 MNG were refused entry to Poland - 3 MNG at the POL - CZE border, 1 MNG at POL - BLR border (all because of lack of Polish visa).

In April, 8 MNG were refused entry to Poland - 7 MNG at POL - BLR border (purpose of travel other than declared), 1 MNG at the POL - CZE border (lack of valid visa). The scale of illegal migration of MNG citizens noted in POL remains insignificant.

2. Salient facts

2.1. Reminder of the particulars communicated via the early warning system and measures taken

Poland received 3 EWS messages in March (2 from CYP, 1 from DEU). The information was used in threat monitoring and analysis. DEU messages were obtained by ICONET. Poland uploaded 2 EWS messages into ICONET:

- EWS/POL/01/2007 on 3 PER nationals apprehended at POL-RUS border,
- EWS/POL/01/2007 on SVK passport (stolen blank "P" series) used by TUR.

Poland received 6 EWS messages in April (4 from CYP, 2 from FIN). The information was used in threat monitoring and analysis. FIN messages were obtained by ICONET. Any information was uploaded into ICONET.

2.3.4. Use of false documents

March

53 (23,2 % to February 2007; -64,4 % to March 2006 (149)
Top - 5: UKR, MDA, BGD, CHN, MYS; MNG (0)

April

39 (-26,4 % to March 2007 (53); -75,8 % to April 2006 (161)
Top - 5: UKR, MDA, UNK, LTU, SCG; MNG (0)

RESTREINT UE

PORTUGAL

Period under consideration: **MARCH 2007**

1. Statistical data and general trends (stability, increase, decrease)

1.1. Refusal of entry at all frontiers

1.1.1. Land – 0

1.1.2. Air – 399

(+ 26,27 % February 2007/ + 9,92 % March 2006);

Nationalities: Brazil (BRA), Venezuela (VEN), Bolivia (BOL), Senegal (SEM), Angola (AGO),

1.1.3. Sea – 0

1.2. Illegal aliens apprehended

Total: 1 983

(+ 34,71 % February 2007; - 17,20 % March 2006)

Nationalities: Brazil (BRA), Ukraine (UKR), Cape Verde (CPV); Angola (AGO); Guinea-Bissau (GNB)

1.3. Applications for asylum at the frontier

Total: 19

(+ 533,33 % February 2007 / + 533,33 % March 2006)

Nationalities: Colombia (COL)

1.4. Applications for asylum within the national territory

Total: 31

(+ 416,67 % February 2007; + 244,44 % February 2006)

Nationalities: Bosnia and Herzegovina (BIH); Algeria (DZA); Ethiopia (ETH); Ghana (GHA)

1.5. Expulsions carried out

Total: 81

(+ 42,11 % February 2007); + 3,85 % March 2006)

Nationalities: Brazil (BRA); Ukraine (UKR), Cape Verde (CPV); Angola (AGO); Morocco (MAR)

2. Salient facts

2.2. Principal investigations leading to the dismantling of illegal networks or workshops

An investigation initiated over a year ago led to the dismantling of a gang trafficking in human beings, namely foreign women for the purposes of sexual exploitation, conspiracy to assist illegal immigration, forced procurement, offences against physical integrity and other crimes, leading to the detention of 4 Portuguese nationals and 1 alien.

2.3. New operating methods and causes identified

2.3.4. Use of false documents

- In the month under consideration there was a 9,3 % fall in the documents detected (136), compared with the previous month. The main type of fraud was, respectively, counterfeiting, followed by photo substitution, page substitution, use of other people's documents (21), and 16 stolen blank passports.
- With regard to the Member States of the European Union, 50 documents were detected, the nationalities of Portugal, Italy, Spain and France respectively being the commonest nationalities.
- As regards the nationality of third-country documents, 116 documents were detected, the commonest nationalities being Venezuelan and Senegalese respectively.
- Most of the holders were nationals of Senegal, Colombia, Brazil, Venezuela and Guinea-Bissau.
- The main countries of origin were Venezuela, Senegal and Guinea-Bissau.
- As regards *refusals* of entry at the air frontier, it must be pointed out that, en route from Caracas (Venezuela), 69 passengers were apprehended carrying fraudulent documentation. Of those, 37 citizens of unknown nationality held Venezuelan passports with, respectively, 14 instances of photo substitution, 11 instances of bio data page substitution, 10 instances of stolen blank passports and 2 instances of counterfeiting.

2.4. Exceptional occurrences

Applications for asylum:

The submission of 15 applications for asylum by a family of BIH nationals was recorded, almost all being registered in EURODAC in 2004 and 2006, on account of which the mechanisms of the Dublin Convention were activated.

2.5. Bilateral or multilateral cooperation arrangements introduced during the period under examination

The Portuguese-Spanish Seminar on Security Documentation was held from 28 to 30 March. Its main aim was to update the knowledge of Portuguese and Spanish officials who carry out document checks, with particular emphasis being placed on the documents of those two countries. The seminar, which included contributions by the different security services of both countries, as well as by other bodies, proved to be of great interest and provided an excellent opportunity to intensify cooperation and exchange experience between the Portuguese and Spanish authorities.

Period under consideration: APRIL 2007

1. Statistical data and general trends (stability, increase, decrease)

1.1. Refusal of entry at all frontiers

1.1.1. Land – 0

1.1.2. Air – 377

(- 5,51 % March 2007/- 22,11 % April 2006);

Nationalities: Brazil (BRA), Venezuela (VEN), Senegal (SEM), Angola (AGO), Colombia (COL)

1.1.3. Sea – 0

1.2. Illegal aliens apprehended

Total: 1 636

(- 17,50 % March 2007/- 19,41 % April 2006)

Nationalities: Brazil (BRA), Ukraine (UKR); Angola (AGO); Cape Verde (CPV); Guinea-Bissau (GNB)

1.3. Applications for asylum at the frontier

Total: 49

(+ 157,89 % March 2007/+ 480,00 % April 2006)

Nationalities: Colombia (COL); Somalia (SOM); Sierra Leone (SLE); Senegal (SEN); Guinea Conakri (GIN)

1.4. Applications for asylum within the national territory

Total: 3

(- 90,32 % March 2007; - 25,00 % April 2006)

Nationalities: Bosnia and Herzegovina (BIH); Algeria (DZA); Ethiopia (ETH); Ghana (GHA)

1.5 Expulsions carried out

Total: 59

(- 27,16 % March 2007); - 19,18 % April 2006)

Nationalities: Brazil (BRA); Ukraine (UKR), Venezuela (VEN); Cape Verde (CPV); Angola (AGO);

2. Salient facts

2.3. New operating methods and causes identified

2.3.4. Use of false documents

During April 186 fraudulent documents were intercepted, representing an 11 % increase over March 2007.

En route from Caracas (Venezuela) 94 passengers carrying fraudulent documents were apprehended – a trend which is continuing compared to previous months and which represents a 13 % increase over March. These passengers were detected at Lisbon, Funchal and Oporto airports and allegedly were bound for Spain (44), Portugal (10) and various other Member States. It emerged from the judicial proceedings that the real final destination was Spain and, in some cases, Italy.

81 of the documents intercepted were from Venezuela, including 25 stolen blank passports. 3 passengers were found to be in possession of Colombian passports containing falsified Spanish visas.

2.4. Exceptional occurrences

On 12 April 2007, at Oporto airport, 14 aliens off a flight from Caracas were refused entry to Portugal. With the exception of two holders of falsified Peruvian passports (who began their journey in Lima), they came from Caracas. Of the 14 aliens, 10 were holders of Venezuelan passports, two of which were counterfeit and the remainder contained signs of falsification of the respective bio data pages. Of the 4 Peruvian passports, two contained falsified Dutch exit stamps. Of the 10 Venezuelan passport holders, one claimed to be travelling to Italy, 4 to Barcelona, 3 to Vigo, 1 to Reus and 1 to Majorca. 3 of the Peruvian passport holders claimed to be travelling to Italy, while 1 was bound for Paris.

RESTREINT UE

PORTUGAL

Applications for asylum:

In March and April, at Lisbon airport, 64 applications for asylum were submitted by Colombian nationals, the reasons given being the existence of violence, lack of security and threats or extortion by Colombian guerrillas or paramilitary groups.

All the citizens travelled on genuine passports, with the majority of them being men aged between 25 and 30. The route used was usually Bogota – Caracas – Lisbon – Maputo – Lisbon – Caracas – Bogota. Immediately on arrival in Lisbon, they submitted applications for asylum.

These Colombian nationals did not have visas for entry into Mozambique, their final destination, claiming that the visas could be issued at the frontier. During the proceedings they disappeared; in all probability they had moved to Spain.

IRAQ:

At the beginning of April seven Iraqi nationals were apprehended at Lisbon airport where they claimed to be bound for Caracas (Venezuela). They were in possession of falsified Romanian passports.

During the judicial proceedings it was decided to apply a custodial measure to a Romanian citizen and to a Greek accompanying the group.

The Iraqis had arrived from Madrid, having entered Spain by land. Subsequently investigations were conducted which pointed to a possible route: Thessaloniki – Madrid – Caracas – Guatemala – Panama and possibly Mexico. There were strong indications that the final destination was the USA or Canada.

In connection with these proceedings mention should be made of the cooperation with the Spanish authorities which escorted the citizens when they opted to return to that country, now without any documents. In Spain they were again apprehended in possession of five stolen Cypriot blank passports and two falsified passports, which the respective photographs confirmed.

Investigations are continuing and the citizens are expecting a decision to expel them from the country.

RESTREINT UE

ROMANIA

Period under consideration: **MARCH 2007**

1. Statistical data and general trends (stability, increase, decrease)

1.1. Refusal of entry at all frontiers:

Table 1.1.1: Comparison March 2007 - February 2007

Country of origin	Mar 07	Feb 07	% Difference
MDA	655	468	39,96 %
UKR	120	128	-6,25 %
TUR	64	39	64,10 %
SCG	38	34	11,76 %
BGR	16	12	33,33 %
Other countries	86	101	-14,85 %
Grand Total	979	782	25,19 %

Table 1.1.2: Comparison March 2007 - March 2006

Country of origin	Mar 07	Mar 06	% Difference
MDA	655	2 350	-72,13 %
UKR	120	321	-62,62 %
TUR	64	23	178,26 %
SCG	38	51	-25,49 %
BGR	16	121	-86,78 %
Other countries	86	193	-55,44 %
Grand Total	979	3 059	-68,00 %

1.2. Illegal aliens apprehended

Table 1.2.1: Comparison March 2007 - February 2007

Country of origin	Mar 07	Feb 07	% Difference
MDA	115	131	-12,21 %
TUR	95	106	-10,38 %
CHN	23	33	-30,30 %
UKR	10	10	0,00 %
SIRIA	7	5	40,00 %
Other countries	73	75	-2,67 %
Grand Total	323	360	-10,28 %

RESTREINT UE

ROMANIA

Table 1.2.2: Comparison March 2007 - March 2006

Country of origin	Mar 07	Mar 06	% Difference
MDA	115	81	41,98 %
TUR	95	99	-4,04 %
CHN	23	28	-17,86 %
UKR	10	10	0,00 %
SIRIA	7	17	-58,82 %
Other countries	73	160	-54,38 %
Grand Total	323	395	-18,23 %

1.3. Application for asylum at the frontier

Not available

1.4. Application for asylum within the national territory¹

Table 1.4.1: Comparison March 2007 - February 2007

Country of origin	Mar 07	Feb 07	% Difference
IRQ	11	3	266,67 %
SOM	8	0	100,00 %
IND	5	0	100,00 %
MDA	3	2	50,00 %
TUR	2	3	-33,33 %
Other countries	7	10	-30,00 %
Grand Total	36	18	100,00 %

Table 1.4.2: Comparison March 2007 - March 2006

Country of origin	Mar 07	Feb 07	% Difference
IRQ	11	5	120,00 %
SOM	8	4	100,00 %
IND	5	0	100,00 %
MDA	3	1	200,00 %
TUR	2	1	100,00 %
Other countries	7	6	16,67 %
Grand Total	36	17	111,76 %

¹ The figures in the table represent the number of persons who applied for asylum.

RESTREINT UE

ROMANIA

1.5. Expulsions carried out

Table 1.5.1: Comparison March 2007 - February 2007

Country of origin	Mar 07	Feb 07	% Difference
MDA	40	23	73,91 %
TUR	11	18	-38,89 %
CHN	4	2	100,00 %
RUS	3	0	100,00 %
NGA	2	0	100,00 %
Other countries	9	19	-52,63 %
Grand Total	69	62	11,29 %

Table 1.5.2: Comparison March 2007 - March 2006

Country of origin	Mar 07	Mar 06	% Difference
MDA	40	20	100,00 %
TUR	11	7	57,14 %
CHN	4	13	-69,23 %
RUS	3	1	200,00 %
NGA	2	0	100,00 %
Other countries	9	11	-18,18 %
Grand Total	69	52	32,69 %

1.6. Comments

After a general decrease during recent months as regards the refusal of entry, an increase was noticed in March 2007 compared to February 2007. More than 66 % of the refused aliens in March 2007 were Moldovan nationals. The figures were also greater for Turkish nationals – 64 % more than last month.

There were smaller figures concerning illegal aliens apprehended in relation to the previous month and the same month in 2006 (-10 %, and -18 % respectively), but a general increase is to be noted regarding the number of expulsions carried out (11 % and 33 %). Nationals of Moldova and Turkey are still those most involved in illegal migration.

Also, there were more applications for asylum within the national territory, comparing March 2006 and February 2007. Most of the applicants were nationals of Iraq (11), Somalia (8) and India (5).

2. Salient facts

2.4. Exceptional occurrences

2.4.2. Alien legislation process

A new legal framework entered into force at the beginning of March 2007. The modification to the 2002 Aliens' Act entered into force on 6 March 2007. The modifications refer to the transposition of the EU *acquis* as well as to some improvements in the procedural aspects. The modifications fully transposed into national legislation Council Directive 2003/109/EC of 25 November 2003 concerning the status of third-country nationals who are long-term residents, Council Directive 2003/86/EC of 22 September 2003 on the right to family reunification, Council Directive 2004/81/EC of 29 April 2004 on the residence permit issued to third-country nationals who are victims of trafficking in human beings or who have been the subject of an action to facilitate illegal immigration, who cooperate with the competent authorities, and Council Directive 2004/114/EC of 13 December 2004 on the conditions of admission of third-country nationals for the purposes of studies, pupil exchange, unremunerated training or voluntary service.

Period under consideration: APRIL 2007

1. Statistical data and general trends (stability, increase, decrease)

1.1. Refusal of entry at all frontiers:

Table 1.1.1: Comparison April 2007 - March 2007

Country of origin	Apr 07	Mar 07	% Difference
MDA	356	655	-45,65 %
UKR	94	120	-21,67 %
TUR	51	64	-20,31 %
SCG	27	38	-28,95 %
ECU	11	0	100,00 %
Other countries	97	102	-4,90 %
Grand Total	636	979	-35,04 %

Table 1.1.2: Comparison April 2007 - April 2006

Country of origin	Apr 07	Apr 06	% Difference
MDA	356	2 338	-84,77 %
UKR	94	343	-72,59 %
TUR	51	49	4,08 %
SCG	27	41	-34,15 %
ECU	11	1	1 000,00 %
Other countries	97	299	-67,56 %
Grand Total	636	30 71	-79,29 %

RESTREINT UE

ROMANIA

1.2. Illegal aliens apprehended

Table 1.2.1: Comparison April 2007 - March 2007

Country of origin	Apr 07	Mar 07	% Difference
TUR	84	95	-11,58 %
MDA	82	115	-28,70 %
LBN	11	5	120,00 %
SCG	11	5	120,00 %
CHN	9	23	-60,87 %
Other countries	61	80	-23,75 %
Grand Total	258	323	-20,12 %

Table 1.2.2: Comparison April 2007 - April 2006

Country of origin	Apr 07	Apr 06	% Difference
TUR	84	91	-7,69 %
MDA	82	81	1,23 %
LBN	11	1	1 000,00 %
SCG	11	9	22,22 %
CHN	9	27	-66,67 %
Other countries	61	165	-63,03 %
Grand Total	258	374	-31,02 %

1.3. Application for asylum at the frontier

Not available

1.4. Application for asylum within the national territory²

Table 1.4.1: Comparison April 2007 - March 2007

Country of origin	Apr 07	Mar 07	% Difference
IRQ	14	11	27,27 %
TUR	6	2	200,00 %
CHN	3	0	100,00 %
ISR	3	1	200,00 %
IRN	2	0	100,00 %
Other countries	12	22	-45,45 %
Grand Total	40	36	11,11 %

² The figures in the table represent the number of persons who applied for asylum.

RESTREINT UE

ROMANIA

Table 1.4.2: Comparison April 2007 - April 2006

Country of origin	Apr 07	Apr 06	% Difference
IRQ	14	13	7,69 %
TUR	6	1	500,00 %
CHN	3	6	-50,00 %
ISR	3	0	100,00 %
IRN	2	3	-33,33 %
Other countries	12	18	-33,33 %
Grand Total	40	41	-2,44 %

1.5. Expulsions carried out

Table 1.5.1: Comparison April 2007 - March 2007

Country of origin	Apr 07	Mar 07	% Difference
MDA	3	40	-92,50 %
IRQ	2	0	100,00 %
TUR	2	11	-81,82 %
ARM	1	0	100,00 %
RUS	1	3	-66,67 %
Other countries	0	15	-100,00 %
Grand Total	9	69	-86,96 %

Table 1.5.2: Comparison April 2007 - April 2006

Country of origin	Apr 07	Apr 06	% Difference
MDA	3	13	-76,92 %
IRQ	2	0	100,00 %
TUR	2	13	-84,62 %
ARM	1	0	100,00 %
RUS	1	2	-50,00 %
Other countries	0	71	-100,00 %
Grand Total	9	43	-79,07 %

1.6. Comments

During the period under consideration there was a generally decreasing trend in illegal migration compared to the month before and the same month in 2006. There were 636 refusals of entry during this period (35 % fewer than in March 2007 and 79 % fewer than in April 2006). Most of the refusals concerned nationals of Moldova and Ukraine, but also as an exception nationals of Ecuador (11 cases).

The number of expulsions went down by 87 % in comparison to the previous month and 79 % in relation to the same period in 2006. Nine expulsions were carried out, 3 cases involving Moldovan nationals, 2 each involving Iraqi and Turkish nationals, and one each involving Armenian and Russian nationals.

There were 40 applications for asylum, most of them from Iraqi nationals (14) and Turkish nationals (6).

As regards the illegal aliens apprehended, the total number decreased in the 2 periods under consideration (-20 % compared to March 2007 and -31 % in relation to April 2006).

2. Salient facts

2.3. New operating methods and causes identified

2.3.5. Abuse of procedures for regular residence

During April 2007, the Romanian authorities refused extension of the right to stay for 2 persons because of "marriages of convenience". Also, in 23 cases refusal was based on previous abuses of procedures (false statements on purpose of residence, number of employees, etc.).

2.5. Bilateral or multilateral cooperation arrangements introduced during the period under examination

A Romanian delegation took part in the first seminar under the ARGO Programme "Cooperation in the combat against the abuse or improper use of administrative procedures of other EU Member States" organised by the Belgian Immigration Office.

RESTREINT UE

SLOVENIA

Period under consideration: **FEBRUARY + MARCH 2007**

1. Statistical data and general trends:

1.1. Refusal of entry at all frontiers

February 2007:

Total number		836	% compared with the previous month	% compared with the same month of 2006
			-17,55 %	-48,20 %
Top five nationalities:	HRV	320		
	SRB	136		
	BIH	94		
	ALB	56		
	FYROM	48		
Land	818			
Air	18			
Sea	0			

March 2007:

Total number		924	% compared with the previous month	% compared with the same month of 2006
			+10,53 %	-49,20 %
Top five nationalities:	HRV	383		
	SRB	132		
	BIH	111		
	FYROM	46		
	ALB	43		
Land	818			
Air	18			
Sea	0			

RESTREINT UE

SLOVENIA

1.2. Illegal aliens apprehended

February 2007:

Total number	173	% compared with the previous month +8,81 %	% compared with the same month of 2006 -46,11 %
Top five nationalities:			
	SRB	72	
	TUR	22	
	ALB	17	
	HRV	13	
	BIH	11	

March 2007:

Total number	248	% compared with the previous month +43,35 %	% compared with the same month of 2006 +11,21 %
Top five nationalities:			
	SRB	91	
	ALB	31	
	TUR	28	
	FYROM	23	
	BIH	22	

1.3. Applications for asylum at the frontier

Total number: 0

RESTREINT UE

SLOVENIA

1.4. Applications for asylum within the national territory

February 2007:

Total number	20	% compared with the previous month	% compared with the same month of 2006
		-31,03 %	-51,22 %
Top five nationalities:			
	SRB	8	
	PSE	4	
	PAK	2	
	ALB	2	
	BIH	1	

March 2007:

Total number	17	% compared with the previous month	% compared with the same month of 2006
		-15 %	-56,41 %
Top five nationalities:			
	SRB	9	
	ALB	2	
	MNE, IRN, IRQ, FYROM, TUR	1	

1.5. Expulsions carried out

February 2007:

Total number	180	% compared with the previous month	% compared with the same month of 2006
		+19,21 %	-41,18 %
Top five nationalities:			
	SRB	68	
	TUR	23	
	HRV	18	
	FYROM	8	
	ALB	8	

RESTREINT UE

SLOVENIA

March 2007:

Total number		219	% compared with the previous month	% compared with the same month of 2006
			+21,67 %	-8,75 %
Top five nationalities:	SRB	76		
	ALB	28		
	BIH	25		
	HRV	18		
	FYROM	18		

2. Salient facts

2.3. New operating methods and causes identified

2.3.4. Use of false documents

February 2007

In the reporting period 69 falsified or counterfeit documents were discovered at border crossings. Among them were passports (22), driving licences (21), residence permits (9) and border control stamps (6).

The most misused documents by country of origin were Serbian (23), German (10), Italian (6) and Czech (5).

The most misused documents by type were: Serbian national passports (12), Serbian driving licences (5), German temporary residence permits (5) and Croatian border control stamps (3).

The majority of all documents were seized at the EU's external border with Croatia – 56 (81,16 % of all documents).

March 2007

In the reporting period 68 falsified or counterfeit documents were discovered at border crossings. Among them were residence permits (18), driving licences (14), passports (11) and border control stamps (9).

The most misused documents by country of origin were Serbian (12), Swiss (9), Slovenian (8), Austrian (5), Croatian (5) and German (5).

The most misused documents by type were: Swiss temporary residence permits (9), Serbian driving licences (6), Slovenian border control stamps (4) and Croatian passports (3).

The majority of all documents were seized at the EU's external border with Croatia – 51 (75 % of all documents).

RESTREINT UE

SLOVENIA

Period under consideration: **MARCH + APRIL 2007**

1. Statistical data and general trends:

1.1. Refusal of entry at all frontiers

March 2007:

<u>Total number</u>		924	% compared with the previous month	% compared with the same month of 2006
Top five nationalities:			+10,53 %	-49,20 %
	HRV	383		
	SRB	132		
	BIH	111		
	FYROM	46		
	ALB	43		
Land	818			
Air	18			
Sea	0			

April 2007:

<u>Total number</u>		1 049	% compared with the previous month	% compared with the same month of 2006
Top five nationalities:			+11,9 %	-52,58 %
	HRV	387		
	SRB	170		
	BIH	133		
	FYROM	67		
	UKR	51		
Land	1 046			
Air	3			
Sea	0			

RESTREINT UE

SLOVENIA

1.2. Illegal aliens apprehended

March 2007:

Total number		248	% compared with the previous month +43,35 %	% compared with the same month of 2006 +11,21 %
Top five nationalities:	SRB	91		
	ALB	31		
	TUR	28		
	FYROM	23		
	BIH	22		

April 2007:

Total number		175	% compared with the previous month -41,71 %	% compared with the same month of 2006 -45,48 %
Top five nationalities:	SRB	58		
	BIH	24		
	HRV	18		
	ALB	16		
	TUR	16		

1.3. Applications for asylum at the frontier

Total number: 0

1.4. Applications for asylum within the national territory

March 2007:

Total number		17	% compared with the previous month -15 %	% compared with the same month of 2006 -56,41 %
Top five nationalities:	SRB	9		
	ALB	2		
	MNE, IRN, IRQ, FYROM, TUR	1		

RESTREINT UE

SLOVENIA

April 2007:

Total number		36	% compared with the previous month +52,7 %	% compared with the same month of 2006 -38,8 %
Top five nationalities:	TUR	13		
	SRB	12		
	BIH	4		
	ALB	3		
	NIG	2		

1.5. Expulsions carried out

March 2007:

Total number		219	% compared with the previous month +21,67 %	% compared with the same month of 2006 -8,75 %
Top five nationalities:	SRB	76		
	ALB	28		
	BIH	25		
	HRV	18		
	FYROM	18		

April 2007:

Total number		150	% compared with the previous month -46 %	% compared with the same month of 2006 -44,6 %
Top five nationalities:	SRB	55		
	BIH	23		
	HRV	18		
	TUR	13		
	ALB	10		

2. Salient facts

2.2. Principal investigations leading to the dismantling of illegal networks or workshops

At the beginning of April the Slovenian Police concluded two international investigations and dismantled two illegal networks that were involved in the smuggling of illegal migrants. The group of prosecutors for organised crime led one of investigations; the second one was supported by police officers in Croatia and Bosnia and Herzegovina respectively.

The first network was involved in organising illegal travel by citizens from Egypt, Albania and Turkey. The investigation revealed that in the period from September 2005 to April 2007, the illegal network smuggled at least 111 persons and obtained at least EUR 235 000 in income. The illegal network was headed by two citizens of Egypt with residence permits in Slovenia, together with one citizen of Iran and one citizen of Serbia, both being asylum seekers in Slovenia. All four of them are still being held. The fee for the illegal journey from Sarajevo (Bosnia and Herzegovina) to Italy was from EUR 2 500 to EUR 3 000 per person.

The second network was mostly involved in smuggling illegal migrants from Serbia (Kosovo), Turkey and Albania. In the period from November 2006 to April 2007 they assisted in the smuggling of at least 106 persons, thus obtaining around EUR 324 000 in income. Transports were organised mainly by trucks and vans, sometimes in very hard and risky conditions for the smuggled persons. In Slovenia the three main organisers were Slovene nationals living near the Italian border. Arrests were made simultaneously in Slovenia, Croatia and Bosnia and Herzegovina allowing the whole "chain" to be broken. All together 15 persons were detained.

2.3. New operating methods and causes identified

2.3.4. Use of false documents

March 2007

In the reporting period 68 falsified or counterfeit documents were discovered at border crossings. Among them were residence permits (18), driving licences (14), passports (11) and border control stamps (9).

The most misused documents by country of origin were Serbian (12), Swiss (9), Slovenian (8), Austrian (5), Croatian (5) and German (5).

The most misused documents by type were: Swiss temporary residence permits (9), Serbian driving licences (6), Slovenian border control stamps (4) and Croatian passports (3).

The majority of all documents were seized on the EU external border with Croatia – 51 (75 % of all documents).

RESTREINT UE

SLOVENIA

April 2007

In the reporting period 70 falsified or counterfeit documents were discovered at border crossings. Among them were passports (17), driving licences (16), residence permits (14) and border control stamps (10).

The most misused by country of origin were Serbian (13), Swiss (10), Croatian (8) and Slovenian (6).

The most misused by type were: Swiss temporary residence permits (9), Serbian national passports (7), Slovenian border control stamps (4) and Serbian driving licences (4).

The majority of all documents were seized on the EU external border with Croatia – 57 (81,43 % of all documents).

DECLASSIFIED

RESTREINT UE

SLOVAKIA

Period under consideration: **MARCH 2007**

1. Statistical data and general trends (stability, increase and decrease)

1.1. Refusal of entry at all frontiers:

Tab. 1 Total number

MARCH 2007	140	FEBRUARY 2007	134	Change MAR 2007/ FEB 2007
MARCH 2006	372	FEBRUARY 2006	305	
Change 2007/2006	-166 %	Change 2007/2006	-128 %	4 %

Tab.2 Refusals of entry according to nationality (the top 5 nationalities)

MARCH 2007		MARCH 2006		FEBRUARY 2007	
UKR	96	UKR	136	UKR	92
MDA	34	SCG	43	MDA	38
SCG	2	BGR	39	IND	2
RUS	2	TUR	33	TUR	1
CUB	2	ROM	25	SCG	1

	MARCH 2007	MARCH 2006	FEBRUARY 2007
Land:	137	360	131
Air:	3	12	3
Sea:	-	-	-

1.2. Illegal aliens apprehended

Tab.3 Total number illegal aliens apprehended

MARCH 2007	182	FEBRUARY 2007	261	Change MAR 2007/ FEB 2007
MARCH 2006	118	FEBRUARY 2006	119	
Change 2007/2006	35 %	Change 2007/2006	54 %	-43 %

Tab. 4 Apprehended illegal migrants according to nationality (the top 5 nationalities)

MARCH 2007		MARCH 2006		FEBRUARY 2007	
UKR	61	MDA	65	MDA	113
MDA	42	BGD	10	UKR	81
BGD	17	UKR	9	RUS	24
RUS	15	GEO	7	IND	21
IND	11	AFG	3	DOM	5

RESTREINT UE

SLOVAKIA

1.4. Applications for asylum within the national territory:

Tab. 5 Total number

MARCH 2007	226	FEBRUARY 2007	216	Change FEB 2007/ JAN 2007
MARCH 2006	98	FEBRUARY 2006	83	
Change 2007/2006	57 %	Change 2007/2006	62 %	4 %

Tab. 6 Asylum seekers according to nationality (the top 5 nationalities)

MARCH 2007		MARCH 2006		FEBRUARY 2007	
IND	74	IND	13	IND	65
PAK	39	CHN	11	PAK	33
RUS	23	GEO	11	MDA	29
VNM	23	TUR	11	RUS	25
IRQ	21	BGD	10	CHN	14

1.5. Expulsions

Tab. 7 Total number of persons expelled from the Slovak territory

MARCH 2007	165	FEBRUARY 2007	182	Change FEB 2007/ JAN 2007
MARCH 2006	136	FEBRUARY 2006	131	
Change 2007/2006	18 %	Change 2007/2006	28 %	-10 %

Tab. 8 Removed aliens according to the nationality

MARCH 2007		MARCH 2006		FEBRUARY 2007	
UKR	145	MDA	65	UKR	115
MDA	11	UKR	55	MDA	47
IND	4	DOM	3	IND	11
SCG	1	TUR	3	PAK	4
PAK	1	GEO	2	RUS	2

1.6. **Comments**

In MARCH 2007, refusals of entry decreased by 166 % in comparison with the same period in March 2006. The leading nationality was Ukrainian which is understandable as this is the only adjacent third country.

In the area of illegal migration to the Slovak Republic, the tendency is increasing, as in comparison with February 2007 there has been a 43 % increase. The leading nationalities for illegal migrants were Ukrainian and Moldovan.

The number of asylum seekers increased by 57 % in comparison with the same period in 2006.

The equivalent situation in expulsion is directly connected with the tendency of illegal migration through the territory of Slovakia in the previous year. There has been an increase of 18 %.

2. **Salient facts**

2.1. **Reminder of the particulars communicated via early warning system and measures taken**

Messages were received via the Early Warning System about forged travel documents, visas, and residence permits, as well as about illegal migration and facilitation. The messages were forwarded to the relevant bodies of the Slovak Police for their operative use.

2.2. **Principal investigations leading to the dismantling of illegal networks or workshops**

In MARCH 2007, 30 persons were charged with being part of a criminal group established to facilitate illegal migration across the border and 180 illegal migrants were apprehended.

In FEBRUARY 2007, 45 persons were charged with being part of a criminal group established to facilitate illegal migration across the border and 329 illegal migrants were apprehended.

2.3.1. Use of false documents

In **March 2007**, 65 false documents were detected.

In **February 2007**, 124 false documents were detected.

	Ways of falsification	MARCH 2007	MARCH 2006	FEBRUARY 2007
1)	change of photo	26	16	41
2)	change of pages	16	10	13
3)	genuine travel document used by another person	6	4	8
4)	rewriting of data in travel document	0	0	0
5)	false travel document	0	10	62
6)	falsified border crossing stamp	17	0	0
	Total	65	40	124

2.3.5. Abuse of procedures for regular residence

In **March 2007** the Slovak aliens police investigated 20 cases of foreign citizens working illegally (UKR-7, PRK-5, VNM-5, TUR-2 and CHN-1). In the same period **5** cases of criminal offences were detected (PAK-2, IND-1, AFG-1 and GRC-1). In March 2007 no cases involving minors or counterfeit marriage were detected.

In **February 2007**, the Slovak aliens police investigated 27 cases of foreign citizens working illegally (UKR-9, VNM-7, CHN-5, KOR-4, BLR-1 and IND-1). In the same period **27** cases of criminal offences were detected (IND-11, MDA-6, PAK-4, CHN-2, ROU-2, BGD-1 and UKR-1) and 4 cases of minors (IND). In FEBRUARY 2007, **3** cases of counterfeit marriage were detected (CHN).

In March 2006 the aliens police investigated 55 cases of foreign citizens working illegally (VNM-15, CHN-6, CRO-4, MKD-3 and UKR-2).

Period under consideration: **APRIL 2007**

1. Statistical data and general trends (stability, increase and decrease)

1. Refusal of entry at all frontiers:

Tab. 1 Total number

APRIL 2007	224	MARCH 2007	140	Change APR 2007/ MAR 2007
APRIL 2006	261	MARCH 2006	372	
Change 2007/2006	-16 %	Change 2007/2006	-166 %	37 %

Tab. 2 Refusals of entry according to nationality (the top 5 nationalities)

APRIL 2007		APRIL 2006		MARCH 2007	
UKR	163	UKR	105	UKR	96
MDA	38	SCG	34	MDA	34
IND	12	CHN	23	SCG	2
CHN	2	TUR	14	RUS	2
LKA	2	ZAF	10	CUB	2

	APRIL 2007	APRIL 2006	MARCH 2007
Land:	207	239	137
Air:	17	24	3
Sea:	-	-	-

2. Illegal aliens apprehended

Tab. 3 Total number illegal aliens apprehended

APRIL 2007	225	MARCH 2007	182	Change APR 2007/ MAR 2007
APRIL 2006	240	MARCH 2006	118	
Change 2007/2006	-6 %	Change 2007/2006	35 %	19 %

Tab. 4 Apprehended illegal migrants according to nationality (the top 5 nationalities)

APRIL 2007		APRIL 2006		MARCH 2007	
UKR	46	MDA	66	UKR	61
MDA	44	RUS	39	MDA	42
PAK	25	CHN	36	BGD	17
RUS	23	UKR	25	RUS	15
GEO	19	GEO	20	IND	11

1.4. Applications for asylum within the national territory:

Tab. 5 Total number

APRIL 2007	327	MARCH 2007	226	Change APR 2007/ MAR 2007
APRIL 2006	107	MARCH 2006	98	
Change 2007/2006	67 %	Change 2007/2006	57 %	30 %

Tab. 6 Asylum seekers according to nationality (the top 5 nationalities)

APRIL 2007		APRIL 2006		MARCH 2007	
IND	115	RUS	43	IND	74
PAK	113	IND	18	PAK	39
MDA	27	MDA	13	RUS	23
BGD	13	CHN	8	VNM	23
RUS	12	VNM	6	IRQ	21

1.5 Expulsions

Tab. 7 Total number of persons expelled from the Slovak territory

APRIL 2007	165	MARCH 2007	165	Change APR 2007/ MAR 2007
APRIL 2006	168	MARCH 2006	136	
Change 2007/2006	-2 %	Change 2007/2006	18 %	0

Tab. 8 Removed aliens according to nationality

APRIL 2007		APRIL 2006		FEBRUARY 2007	
UKR	141	UKR	120	UKR	145
MDA	12	MDA	41	MDA	11
RUS	4	ROM	3	IND	4
CHN	2	GEO	2	SCG	1
IND	2	NGA	1	PAK	1

RESTREINT UE

SLOVAKIA

1.6. Comments

In APRIL 2007, refusals of entry decreased by 16 % in comparison with the same period in April 2006. The leading nationality was Ukrainian which is understandable as this is the only adjacent third country.

In the area of illegal migration to the Slovak Republic, in comparison with March 2007 there has been a 19 % increase. The leading nationalities for illegal migrants were Ukrainian and Moldovan.

The number of asylum seekers increased by 67 % in comparison with the same period in 2006.

The situation in the area of expulsion is constant.

2. Salient facts

2.1. Reminder of the particulars communicated via early warning system and measures taken

Messages were received via the Early Warning System about forged travel documents, visas, residence permits as well as about illegal migration and facilitation. The messages were forwarded to the relevant bodies of the Slovak Police for their operative use.

2.2. Principal investigations leading to the dismantling of illegal networks or workshops

In APRIL 2007, 20 persons were charged with being part of a criminal group established to facilitate illegal migration across the border and 160 illegal migrants were apprehended.

In MARCH 2007, 30 persons were charged with being part of a criminal group established to facilitate illegal migration across the border and 180 illegal migrants were apprehended.

In April 2006, 21 persons (16 Slovaks, 2 Pakistanis, 1 Ukrainian, 1 Georgian, 1 Bangladeshi) were charged with being part of a criminal group established to facilitate illegal migration across the border. 143 illegal migrants were apprehended: 66 unknowns, 45 CHN, 20 PAK, 8 RUS, 2 UKR, 1 AFG, 1 IND.

2.3.1. Use of false documents

In **April 2007**, 72 false documents were detected.

In **March 2007**, 65 false documents were detected.

In **April 2006**, 55 false documents were detected.

	Ways of falsification	APRIL 2007	APRIL 2006	MARCH 2007
7)	change of photo	13	20	26
8)	change of pages	37	25	16
9)	genuine travel document used by another person	6	1	6
10)	rewriting of data in travel document	0	0	0
11)	false travel document	16	9	0
12)	falsified border crossing stamp	0	0	17
	Total	72	55	65

RESTREINT UE

SLOVAKIA

2.3.5. Abuse of procedures for regular residence

In April 2007, the Slovak aliens police investigated 12 cases of foreign citizens working illegally (VNM-9, CHN-1, IND-1 and MAR-1). In the same period 9 cases of criminal offences were detected (RUS-3, PAK-2, VNM-2, MDA-1 and UKR-1), and 5 cases involving minors (IND-3 and UKR-2). In April 2007, no cases of counterfeit marriage were detected.

In March 2007, the Slovak aliens police investigated 20 cases of foreign citizens working illegally (UKR-7, PRK-5, VNM-5, TUR-2 and CHN-1). In the same period 5 cases of criminal offences were detected (PAK-2, IND-1, AFG-1 and GRC-1). In March 2007, no cases involving minors or counterfeit marriage were detected.

In April 2006, the Slovak aliens police investigated 39 cases of foreign citizens working illegally (20 VNM, 9 KWT, 5 KOR, 5 UKR).

DECLASSIFIED

RESTREINT UE

FINLAND

Period under consideration: **MARCH 2007**

1. Statistical data and general trends (stability, increase, decrease)

1.1. Refusal of entry at all frontiers **126**

February 2007: 76 (+ 65,8 %)
March 2006: 86 (+ 46,5 %)

1.1.1. Land 99
1.1.2. Air 26
1.1.3. Sea 1

Main nationalities (5): RUS 109, NGA 6, IRQ 3, ISR 2, UKR 2.

1.2. Illegal aliens apprehended: **149**

February 2007: 135 (+ 10,4 %)
March 2006: 150 (- 0,7 %)

Main nationalities (5): RUS 35, IRQ 16, IRN 10, TUR 6, SRB 6, CHN 6

1.3. Applications for asylum at the frontier **17**

February 2007: 9 (+ 88,9 %)
March 2006: 23 (- 26,1 %)

Main nationalities (5): RUS 5, NPL 4, BLR 3, IRN 2, MNG 2.

1.4. Applications for asylum within the national territory **89**

February 2007: 66 (+ 34,8 %)
March 2006: 217 (- 59,0 %)

Main nationalities (5): IRQ 19, RUS 12, IRN 7, BLR 6, AFG 5

1.5. Expulsions carried out **221**

February 2007: 138 (+ 60,0 %)
March 2006: 210 (+ 5,2 %)

Main nationalities (5): RUS 131, NGA 16, BLR 8, IRQ 6, CHN 6

RESTREINT UE

FINLAND

2. Salient facts

2.3. New operating methods and causes identified

2.3.4. Use of false documents

In March two Filipinos were apprehended at the Finnish-Russian border with counterfeit Italian residence permits and identification documents. Both persons also had counterfeit Italian registration forms with them. One of them informed the authorities that she had paid 10 000 dollars years ago in London for these documents and they had been sent by mail to the Philippines.

A couple of days later another Filipino was apprehended at the same border with a counterfeit German visa. The date of issue and the expiry date had been changed.

These persons were expelled to the Philippines.

A total of 13 counterfeit documents were detected: 7 at the eastern land border and 6 at Helsinki-Vantaa airport.

Period under consideration: APRIL 2007

1. Statistical data and general trends (stability, increase, decrease)

1.1. Refusal of entry at all frontiers **103**
March 2007: 126 (- 18,3 %)
April 2006: 104 (- 1,0 %)

1.1.1. Land 82
1.1.2. Air 2
1.1.3. Sea 19

Main nationalities (5): RUS 97, USA 2, BRA 1, ETH 1 and XXA 1

1.2. Illegal aliens apprehended: **131**
March 2007: 149 (-12,1 %)
April 2006: 155 (-15,5 %)

Main nationalities (5): RUS 49, SRB 8, CHN 7, NGA 7, IRQ 6, MDA 4, IRN 4, DZA 4

1.3. Applications for asylum at the frontier **9**
March 2007: 17 (- 47,1 %)
April 2006: 10 (- 10,0 %)

Main nationalities (5): RUS 5, IRN 2, KGZ 1 and NPL 1

RESTREINT UE

FINLAND

1.4.	<u>Applications for asylum within the national territory</u>	90
	March 2007:	97 (- 7,2 %)
	April 2006:	151 (- 40,4 %)

Main nationalities (5): RUS 12, IRQ 9, IRN 6, NGA 6, SRB 6

1.5.	<u>Expulsions carried out</u>	179
	March 2007:	221 (- 19,0 %)
	April 2006:	158 (+13,2 %)

Main nationalities (5): RUS 106, SCG 19, MLI 6, CHN 5, USA 5

2. Salient facts

2.3. New operating methods and causes identified

2.3.4. Use of false documents

A total of 11 counterfeit documents were detected: 6 at the eastern land border and 5 at Helsinki-Vantaa airport.

RESTREINT UE

SWEDEN

Period under consideration: **MARCH 2007**

1. Statistical data and general trends

1.1. Refusal of entry at all frontiers

Total 75 persons

March	2006	89 (-16 %)
February	2007	108 (-31 %)

Top five nationalities: Iraq (IRQ), Serbia (SRB), Russian (RUS), Mongolia (MNG), Eritrea (ERI)

1.2. Illegal aliens apprehended

Total 2 747 persons

March	2006	1 543 (+78 %)
February	2007	2 474 (+11 %)

Top five nationalities: Iraq (IRQ), Somalia (SOM), Serbia (SRB), Bolivia (BOL), Stateless (*)

1.3. Applications for asylum at the frontier

Total 73 persons

March	2006	115 (-37 %)
February	2007	68 (+7 %)

Top five nationalities: Iraq (IRQ), India (IND), Armenia (ARM), Eritrea (ERI), Stateless (*)

1.4. Applications for asylum within the national territory

Total 2 784 persons

March	2006	1 721 (+62 %)
February	2007	2 640 (+5 %)

Top five nationalities: Iraq (IRQ), Somalia (SOM), Serbia (SRB), Bolivia (BOL), Stateless (*)

1.5. Expulsions carried out

Total 248 persons

March	2006	301 (-18 %)
February	2007	232 (+7 %)

Top five nationalities: Serbia (SRB), Azerbaijan (AZE), Iraq (IRQ), Libya (LBY), Russian (RUS)

RESTREINT UE

SWEDEN

Period under consideration: **APRIL 2007**

1. Statistical data and general trends

1.1. Refusal of entry at all frontiers

Total 46 persons

April	2006	22 (-109 %)
March	2007	75 (-39 %)

Top five nationalities: Iraq (IRQ), Serbia (SRB), India (IND), Somalia (SOM), Montenegro (MNE)

1.2. Illegal aliens apprehended

Total 2 462 persons

April	2006	883 (+179 %)
March	2007	2 747 (-10 %)

Top five nationalities: Iraq (IRQ), Somalia (SOM), Serbia (SRB), Stateless (*), Bolivia (BOL)

1.3. Applications for asylum at the frontier

Total 66 persons

April	2006	50 (+32 %)
March	2007	73 (-10 %)

Top five nationalities: Iraq (IRQ), Kazakhstan (KAZ), Eritrea (ERI), China (CHN), Stateless (*)

1.4. Applications for asylum within the national territory

Total 2 538 persons

April	2006	960 (+164 %)
March	2007	2 784 (-9 %)

Top five nationalities: Iraq (IRQ), Somalia (SOM), Serbia (SRB), Bolivia (BOL), Eritrea (ERI)

1.5. Expulsions carried out

Total 201 persons

April	2006	256 (-21 %)
March	2007	248 (-19 %)

Top five nationalities: Russian (RUS), Serbia (SRB), Iraq (IRQ), Libya (LBY), Azerbaijan (AZE)

2. Salient facts

2.2 Principal investigations leading to the dismantling of illegal networks or workshops

Over a period of thirteen (13) months, between February 2006 and March 2007, five (5) major investigations of human smuggling were carried out in Sweden. Two of the investigations were launched in Stockholm (one of them also involving the Uppsala police department), two in Gothenburg and one in Sundsvall. In all, nearly 40 suspects were arrested.

In one of the abovementioned investigations two (2) persons have been sentenced respectively to five (5) and three (3) years of imprisonment. A third person has been charged, but is at the moment at large and out of reach of the Swedish jurisdiction and hiding in Turkey. With reference to the other investigations, there is an ongoing court proceeding in one case. For the three remaining cases indictments will be brought against the suspects in the near future.

The criminals arrested in Sweden are mainly Iraqis but there are also Iranian and Palestinian suspects. Some of them have a permanent residence status in Sweden and some of them are naturalised Swedish citizens. With regard to the smuggled migrants, they are of the same ethnic background as the smugglers. The majority of them are Iraqis.

The smugglers have mainly used Iraqi passports in the S-series and Swedish passports when transporting the migrants. Danish and Greek documents have also been utilised. When passports have been altered, software such as Photoshop and print shop equipment were commonly used. Photos of the migrants have been exchanged and transmitted over the Internet. Passports, computers, printers, USB-memories, stamps etc and a complete portable workshop for the forgery of documents were seized.

During the investigations, a vast number of telephones were tapped. In one of the cases 8 122 telephone conversations were monitored and in only twenty (20) of the cases the Swedish language was spoken. In one of the other investigations thirty-three (33) telephone subscriptions, including 30 000 conversations, were tapped. These kinds of investigations require the need for a huge interpretation capacity which is very costly. For example, in the latter investigation three interpreters were employed full-time.

RESTREINT UE

SWEDEN

In the Sundsvall investigation, twenty-nine (29) residence permits were stolen from the local office of the Migration Board by one of their interpreters. She is of Palestinian origin but is currently a naturalised Swedish citizen. Two of her uncles are the main suspects in this case. Twenty-seven (27) of the residence permits have been localized and linked to smuggled migrants. Moreover, in one of the abovementioned investigations in Gothenburg, it turned out that one of the four main suspects is working as an interpreter for the police service. In addition, there are a number of ongoing criminal investigations concerning illegal immigration, which are not considered as aggravated and/or serious organised crimes and are therefore not included in this overview.

A combined case of human smuggling and trafficking in persons

The Police department in Halmstad is currently investigating a criminal case of combined migrant smuggling and trafficking in human beings. It implicates about 50 suspects of Vietnamese origin and approximately 20 children who are the victims. The investigation has shown that that the alleged parents are not the biological parents or the lawful guardians of the children.

DECLASSIFIED

RESTREINT UE

UNITED KINGDOM

Period under consideration: **FEBRUARY 2007**

1. Statistical data and general trends (stability, increase, decrease)

The data provided below is provided for the information of this forum only. Please refer to the table in Appendix 1 for a detailed breakdown of leading nations, source and data notes.

General Note: UK data is for February 2007 unless stated otherwise.

1.1. Refusal of entry at all frontiers

	February 2007	January 2007	February 2006	% Change 2006/2007
Total	2 159	2 041	1 989	+8,5 %
Top 5	BRA 457 USA 164 MYS 151 NGA 141 ZAF 112	BRA 294 USA 186 NGA 177 ZAF 112 MYS 102	BRA 431 NGA 150 USA 134 ZAF 125 MYS 115	

1.2. Illegal aliens apprehended:

	February 2007	January 2007	February 2006	% Change 2006/2007
Total	2 872	2 916	2 410	+19 %
Top 5	IND 326 PAK 280 AFG 225 NGA 172 BRA 137	PAK 333 IND 326 IRN 200 NGA 172 AFG 169	SOM 191 PAK 178 IRN 178 ERI 168 AFG 124	

Working in Breach/ Overstaying	February 2007	January 2007	February 2006	% Change 2006/2007
Total	1 185	1 061	1 394	-15 %
Top 5	IND 133 BRA 112 PAK 103 NGA 97 ZWE 80	IND 124 PAK 120 BRA 107 JAM 77 NGA 73	ZWE 104 PAK 78 BRA 59 NGA 58 JAM 55	

RESTREINT UE

UNITED KINGDOM

1.3. Applications for asylum at the frontier:

	February 2007	January 2007	February 2006	% Change 2006/2007
Total	255	295	325	-21 %
Top 5	CHN 85 LKA 20 AFG 15 ZWE 15 IRN 15	CHN 100 IRN 25 SOM 25 IRQ 20 NGA 15	CHN 95 NGA 25 SOM 20 ERI 15 IRN 15	

1.4. Applications for asylum:

	February 2007	January 2007	February 2006	% Change 2006/2007
Total	1 585	1 665	2 025	-22 %
Top 5	AFG 255 IRN 135 ZWE 105 IRQ 75 PAK 70	IRN 235 AFG 250 IRQ 120 ZWE 90 PAK 80	ERI 215 ZWE 215 AFG 180 IRN 150 SOM 145	

1.5. Expulsions carried out:

	February 2007	January 2007	February 2006	% Change 2006/ 2007
Total	2 492	2 669	2 556	-2,5 %
Top 5	IND 200 PAK 196 BRA 160 NGA 141 AFG 107	TUR 165 PAK 125 NGA 140 BRA 119 AFG 104	PAK 206 IRQ 188 NGA 177 TUR 170 AFG 131	

1.6. Comments

Brazilian refusals of entry increased by 49 % on January's figure.

Increased numbers of Bolivians and Peruvians were refused entry in February, as the Schengen visa approached on 1 April.

225 forged documents were detected at border controls, the main documents encountered were the Nigerian passport, UK passport, French passport and French ID card.

The UK continues to encounter arrivals from the Republic of Ireland who have been granted leave to enter there but embark for the UK almost immediately. The two countries operate a Common Travel Area, without formal border controls. This is being targeted, particularly by Brazilian, Bolivian, Nigerian, and Chinese nationals. An increase in Argentinian nationals has also been noted.

RESTREINT UE

UNITED KINGDOM

2. Salient facts

2.1. Reminder of the particulars communicated via the early warning system and measures taken

No notices were issued by the UK during February under the early warning system. 5 notices were received from Cyprus, relating to Syrian (2), Turkish (2), Bangladeshi (3) and Sri Lankan (2) nationals.

2.2. Principal investigations leading to the dismantling of illegal networks or workshops

- A man who was jailed for 3 years in 2004 for people smuggling has been ordered to pay more than £1 million under the Proceeds of Crime Act, or have 10 years added to his jail term, and would still owe the money on release.
- An adult has been arrested for child neglect, following report that Romanian Roma are attempting to sell babies in Nottingham, UK. Recent ALO reports have stated that Romanian nationals are attempting to traffic children to the UK by falsifying child details in their passports.

2.3. New operating methods and causes identified

2.3.1. New itineraries detected

The Airline Liaison Officer in Beijing reports that airline check-in facilities in Tokyo Narita airport are being abused by boarding card swappers. Facilities allow passengers to check in at their hotel, obtain a boarding pass and proceed directly airside. A threat has also been identified from electronic check-in systems.

Other Routes to the UK

- The top 5 Last Points of Embarkation for undocumented passengers arriving at UK airports were Milan, Amsterdam, Madrid, New York and Paris.
- The EasyJet flight from Geneva to Gatwick has been identified as a self-check in service which regularly carries undocumented arrivals.

2.3.2. Role of participants in the organisation of networks (travel agencies, etc.)

Charles Edward CASH alias Ken Ryan HAND is a well-known facilitator active on mainland Europe. Recently his name has featured on bookings made in Alicante and Madrid involving Chinese nationals who have been denied boarding. A warrant for his arrest exists in the CASH identity.

2.3.3. Use of fraudulent methods to obtain visas

Nigerian issuing posts continue to encounter high levels of abuse in the Student Visa category, mainly forged supporting documents and letters of acceptance from Colleges. They also report that Visit Visa applications may include internet hotel bookings which have subsequently been cancelled. Bangkok reports that Work Permit applications, particularly in the catering sector, are considered high risk.

2.3.4. Use of false documents

- The total number of forgeries detected at borders was 225, the lowest number for 6 years. The main nationalities presenting forged documents were Nigerian, Brazilian, Albanian, Somali and Sri Lankan.
- The Airline Liaison Officer in Cairo reports that a random check at the Air Afriqiyah check in at Tripoli revealed a group of 6 Nigerian transit passengers with counterfeit Canadian visas.
- The Airline Liaison Officer in Amman reports that large numbers of Iraqis using forged Scandinavian documents continue to be encountered in Dubai, with most attempting to travel to Scandinavia using Paris, Amsterdam and Vienna.

2.3.5. Abuse of procedures for regular residence

- The investigation recently reported into arranged marriages in Scotland between UK nationals and Ghanaian and Gambian residents has resulted in several arrests throughout the UK.
- An Indian national was arrested using a UK passport in the identity of a deceased child. He had been using the identity for 21 years, and had obtained 2 previous passports. He was sentenced to 18 months imprisonment and recommended for deportation.

2.6. Significant difficulties or information regarding readmission or expulsion to countries of origin and the issue of consular laissez-passer

A number of failed removals to Ghana using EU letters led to the suspension of such removals in February until further notice. Meanwhile an agreement was reached with the Cameroonian mission in London to remove Cameroon nationals on EU letters.

RESTREINT UE

ICELAND

Period under consideration: **MARCH 2007**

1. Statistical data and general trends (stability, increase, decrease)

1.1. Refusal of entry at all frontiers

1.1.1. Land

N/A

1.1.2. Air

0 (stability, 0 in Feb.)

1.1.3. Sea

0 (stability, 0 in Feb.)

1.2. Illegal aliens apprehended

0 (decrease, 2 in Feb.)

1.3. Applications for asylum at the frontier

0 (decrease, 3 in Feb.)

1.4. Applications for asylum within the national territory

2 (stability, 2 in Feb.)

1.5. Expulsions carried out

5 (increase, 3 in Feb.)

Period under consideration: **APRIL 2007**

1. Statistical data and general trends (stability, increase, decrease)

1.1. Refusal of entry at all frontiers

1.1.1. Land

N/A

1.1.2. Air

0 (stability, 0 in Mar.)

1.1.3. Sea

0 (stability, 0 in Mar.)

1.2. Illegal aliens apprehended

0 (stability, 0 in Mar.)

1.3. Applications for asylum at the frontier

0 (stability, 0 in Mar.)

1.4. Applications for asylum within the national territory

0 (decrease, 2 in Mar.)

1.5. Expulsions carried out

0 (decrease, 5 in Mar.)

RESTREINT UE

NORWAY

Period under consideration: **MARCH 2007**

1. Statistical data and general trends (stability, increase, decrease)

1.1. Refused aliens, total

		Change	% Change
Feb 07	Mar 07		
33	47	14	42 %
Mar 06	Mar 07		
56	47	-9	-16 %
Total by 31.03.06	Total by 31.03.07		
154	124	-30	-19 %

The top five nations in March 2007 were:

Nigeria, NGA (8), Chile, CHL (3) and Ghana, GHA, Iraq, IRQ, Libya, LBY, Russia, RUS, Serbia, SRB and Sudan, SDN (2).

1.2. Apprehended aliens illegally present, total

		Change	% Change
Feb 07	Mar 07		
63	119	56	89 %
Mar 06	Mar 07		
106	119	13	12 %
Total by 31.03.06	Total by 31.03.07		
267	245	-22	-8 %

The top five nations in March 2007 were:

Russia, RUS (12), Iraq, IRQ (8), Serbia, SRB (7), Somalia, SOM (7) and Afghanistan, AFG (5), Eritrea, ERI, and Turkey, TUR (6).

1.3. Applications for asylum

		Change	% Change
Feb 07	Mar 07		
368	375	7	2 %
Mar 06	Mar 07		
426	375	-51	-12 %
Total by 31.03.06	Total by 31.03.07		
1 310	1 186	-124	-9 %

The top five nations in March 2007 were:

Iraq, IRQ (70), Stateless, XXX (55), Eritrea, ERI (42), Russia, RUS (40), and Serbia, SRB (17).

RESTREINT UE

NORWAY

1.5. Removed aliens, total

		Change	% Change
Feb 07	Mar 07		
104	153	49	47 %
Mar 06	Mar 07		
183	153	-30	-16 %
Total by 31.03.06	Total by 31.03.07		
454	422	-32	-7 %

The top five nations in March 2007 were:
Afghanistan, AFG (18), Nigeria, NGA (14), Pakistan, PAK (14), Serbia, SRB (14) and Bosnia and Herzegovina, BIH and Russia, RUS (8).

Period under consideration: **APRIL 2007**

1. Statistical data and general trends (stability, increase, decrease)

1.1. Refused aliens, total

		Change	% Change
Mar 07	Apr 07		
47	50	3	6 %
Apr 06	Apr 07		
51	50	-1	-2 %
Total by 30.04.06	Total by 30.04.07		
205	174	-31	-15 %

The top five nations in April 2007 were:
Nigeria, NGA and Serbia, SRB (5), Iraq, IRQ (4), Russia, RUS, (3) and Eritrea, ERI (2).

1.2. Apprehended aliens illegally present, total

		Change	% Change
Mar 07	Apr 07		
119	53	-66	-55 %
Apr 06	Apr 07		
68	53	-15	-22 %
Total by 30.04.06	Total by 30.04.07		
335	298	-37	-11 %

The top five nations in April 2007 were:
Serbia, SRB (6), Iraq; IRQ (5), Nigeria, NGA and Turkey, TUR (4) and Chile, CHL and Iran, IRN (3).

RESTREINT UE

1.3. Applications for asylum

		Change	% Change
Mar 07	Apr 07		
380	373	-7	-2 %
Apr 06	Apr 07		
333	373	40	12 %
Total by 30.04.06	Total by 30.04.07		
1 643	1 571	-72	-4 %

The top five nations in April 2007 were:

Iraq, IRQ (112), Russia, RUS (40), Stateless, XXX (29), Eritrea, ERI (24) and Serbia, SRB (23).

1.5. Removed aliens, total

		Change	% Change
Mar 07	Apr 07		
153	127	-26	-17 %
Apr 06	Apr 07		
151	127	-24	-16 %
Total by 30.04.06	Total by 30.04.07		
605	549	-56	-9 %

The top five nations in April 2007 were:

Afghanistan, AFG (18), Serbia, SRB (10) and Albania, ALB, Iran, IRN and Nigeria, NGA (7).

2. Salient facts

2.2. Principal investigations leading to the dismantling of illegal networks or workshops

A man from Rwanda has been found guilty of providing so-called "safe-houses", i.e. hiding places for persons who intend to apply for asylum under false pretences. While living there these persons often receive information on what they ought to tell the authorities in order to be granted asylum. Two apartments situated in the suburbs of Oslo were used as "safe houses". This is the first time in Norway that someone has been found guilty of providing a "safe house". The sentence is legally binding.

RESTREINT UE

NORWAY

2.4. Exceptional occurrences

2.4.1. Impact of legislative and regulatory changes in the area of legal and illegal immigration

The Norwegian government has launched a plan to combat human trafficking. The Government's overarching goal is to combat all forms of human trafficking, nationally and internationally. The plan contains 37 measures, several of which are aimed at continuing and strengthening the work that has already been initiated, while sixteen of the measures are new.

It is possible to download the Norwegian Government's Plan of Action to Combat Human Trafficking [2006–2009] from this address:

http://www.regjeringen.no/upload/kilde/jd/rap/2007/0001/ddd/pdfv/304170-stop_human_trafficking_0107.pdf

DECLASSIFIED

RESTREINT UE

SWITZERLAND

Period under consideration: **MARCH 2007**

1. Statistical data and general trends (stability, increase, decrease)

1.1. Refusal of entry at all frontiers

1.1.1. Land

		Border with DEU	Border with AUT	Border with ITA	Border with FRA	Change	% Change
February 2007	March 2007						
1 411	1 556	334	218	320	684	145	10,28%
March 2006	March 2007						
3 318	1 556					-1 762	-53,10%
Total as at 31.12.05	Total as at 31.12.06						
21 533	42 175					20 642	95,86%

The top five nations as at 31.03.2007 were:

- | | |
|------------------|-----|
| 1. Romania (ROU) | 108 |
| 2. Serbia (SRB) | 47 |
| 3. Hungary (HUN) | 23 |
| 4. Iraq (IRQ) | 21 |
| 5. Albania (ALB) | 18 |

1.1.2. Air

		Change	% Change
February 2007	March 2007		
154	161	7	4,55%
March 2006	March 2007		
334	161	-173	-51,80%
Total as at 31.12.05*	Total as at 31.12.06		
1 329	2 761	1 432	107,75%

The top five nations as at 31.03.2007 were:

- | | |
|-------------------------------------|----|
| 1. Albania (ALB) Algeria (DZA) | 14 |
| 2. Guinea (GIN) | 11 |
| 3. Serbia (SRB) | 10 |
| 4. Sri Lanka (LKA) | 8 |
| 5. People's Republic of China (CHN) | 8 |

RESTREINT UE

SWITZERLAND

1.2. Illegal aliens apprehended [land]

		Border with DEU	Border with AUT	Border with ITA	Border with FRA	Change	% Change
February 2007	March 2007						
135	219	19	16	28	156	84	62,22%
March 2006	March 2007						
239	219					-20	-8,37%
Total as at 31.12.05	Total as at 31.12.06						
3 332	3 213					-119	-3,57%

The top five nations as at 31.03.2007 were:

1. Serbia & Montenegro (SCG) 13
2. Romania (ROU) 12
3. Algeria (DZA) 6
4. Iraq (IRQ) 4
5. Albania (ALB) 3

1.3. & 1.4. Applications for asylum at the frontier and within the national territory

		Change	% Change
February 2007	March 2007		
969	928	-41	-4,23%
March 2006	March 2007		
776	928	152	19,59%
Total as at 31.12.05	Total as at 31.12.06		
10 061	10 537	476	4,73%

The top five nations from 01.01. to 31.03.2007 were:

1. Eritrea (ERI) 642
2. Serbia (SRB) 340
3. Iraq (IRQ) 303
4. Turkey (TUR) 199
5. Romania (ROM) 126

RESTREINT UE

SWITZERLAND

1.5. Expulsions carried out [further data will be communicated at a later stage]

Figures from the Swiss Airport Service for Return "swissREPAT" of the Federal Office for Migration; Controlled Air Returns for 2006³

Controlled returns in the asylum field	2 957
Controlled returns in the immigration field	2 876
Total controlled returns by air in 2006	5 833

Figures from the Swiss Airport Service for Return "swissREPAT" of the Federal Office for Migration; Controlled Air Returns for January to March 2007⁴

Controlled returns in the asylum field	699
Controlled returns in the immigration field	683
Total controlled returns by air for Jan-March 2007	1 382

In 2006, 5 833 people were returned by air. Of these persons, 1 978 (33,9 %) returned from Switzerland voluntarily, and 3 855 persons (66,1 %) underwent forced repatriation. 453 of the persons undergoing forced repatriation were accompanied by law enforcement officers the whole way to the country of destination.

Period under consideration: **APRIL 2007**

1. Statistical data and general trends (stability, increase, decrease)

1.1. Refusal of entry at all frontiers

1.1.1. Land

		Border with DEU	Border with AUT	Border with ITA	Border with FRA	Change	% Change
March 2007	April 2007						
1 556	1 916	463	186	473	794	360	23,14%
April 2006	April 2007						
3 715	1 916					-1 799	-48,43%
Total as at 31.12.05	Total as at 31.12.06						
21 533	42 175					20 642	95,86%

The top five nations as at 30.04.2007 were:

1. Romania (ROU)	99
2. Poland (POL)	25
3. Iraq (IRQ)	21
4. Russian Federation (RUS)	20
5. Bulgaria (BGR)	17

³ Expulsion by land is not included; figures contain voluntary returns as well as forced ones.

⁴ Expulsion by land is not included; figures contain voluntary returns as well as forced ones.

RESTREINT UE

SWITZERLAND

1.1.2. Air

		Change	% Change
March 2007	April 2007		
161	167	6	3,73%
April 2006	April 2007		
189	167	-22	-11,64%
Total as at 31.12.05*	Total as at 31.12.06		
1 329	2 761	1 432	107,75%

The top five nations as at 30.04.2007 were:

1. India (IND)	14
2. Guinea (GIN)	13
3. People's Republic of China (CHN)	13
4. South Africa (ZAF)	10
5. Albania (ALB)	7

1.1.3. Sea

[not relevant for Switzerland]

1.2. Illegal aliens apprehended *[land]*

		Border with DEU	Border with AUT	Border with ITA	Border with FRA	Change	% Change
March 2007	April 2007						
219	207	20	2	23	162	-12	-5,48%
April 2006	April 2007						
273	207					-66	-24,18%
Total as at 31.12.05	Total as at 31.12.06						
3 332	3 213					-119	-3,57%

The top five nations as at 30.04.2007 were:

6. Georgia (GEO)	7
7. Morocco (MAR)	7
8. Afghanistan (AFG)	6
9. Iraq (IRQ)	4
10. Eritrea (ERI)	3

RESTREINT UE

SWITZERLAND

1.3. & 1.4. Applications for asylum at the frontier and within the national territory

		Change	% Change
March 2007	April 2007		
928	716	-212	-22,84%
April 2006	April 2007		
657	716	59	8,98%
Total as at 31.12.05	Total as at 31.12.06		
10 061	10 537	476	4,73%

The top five nations from 01.01. to 30.04.2007 were:

1. Eritrea (ERI)	708
2. Serbia (SRB)	401
3. Iraq (IRQ)	386
4. Turkey (TUR)	239
5. Romania (ROM)	205

1.5. Expulsions carried out *[further data will be communicated at a later stage]*

Figures from the Swiss Airport Service for Return "swissREPAT" of the Federal Office for Migration; Controlled Air Returns for 2006⁵

Controlled returns in the asylum field	2 957
Controlled returns in the immigration field	2 876
Total controlled returns by air in 2006	5 833

Figures from the Swiss Airport Service for Return "swissREPAT" of the Federal Office for Migration; Controlled Air Returns for January to March 2007⁶

Controlled returns in the asylum field	967
Controlled returns in the immigration field	914
Total controlled returns by air for Jan-March 2007	1 881

In 2006, 5 833 people were returned by air. Of these persons, 1 978 (33,9 %) returned from Switzerland voluntarily, and 3 855 persons (66,1 %) underwent forced repatriation. 453 of the persons undergoing forced repatriation were accompanied by law enforcement officers the whole way to the country of destination.

⁵ Expulsion by land is not included; figures contain voluntary returns as well as forced ones.

⁶ Expulsion by land is not included; figures contain voluntary returns as well as forced ones.

RESTREINT UE

SWITZERLAND

2. Salient facts

Expulsion of nationals from countries neighbouring on CH who do not meet Swiss entry requirements

	Nationality DEU	Nationality AUT	Nationality ITA	Nationality FRA
April 2007	334	40	33	661

Schengen Information System:

On 15 May the Federal Council (Swiss Government) decided to take part in the transitional Schengen Information System (SISone4all). This will probably give Switzerland access to the Europe-wide law-enforcement database by 1 November 2008 at the earliest. Cooperation in the areas of asylum (Dublin) and visas (Schengen visa), in addition to police cooperation, would also become operational from that date. The aim is to implement the Schengen/Dublin Association Agreements, which were approved by popular vote two years ago, as soon as possible, in line with the popular will. Since there may be further delays with the development of SIS II, it was felt preferable not to risk any further postponement of the implementation of Dublin/Schengen. With sequential introduction of SISone4ALL, on 1 November 2008 at the earliest, and subsequent migration to SIS II, connection to SIS II is not expected before 1 November 2011. Cooperation on asylum and visas cannot begin until we have been connected to the Schengen law-enforcement database. The Swiss tourism industry, which is waiting for the introduction of the Schengen visa, has been pressing for rapid implementation, as have the justice and police departments of the cantons.

The Schengen/Dublin Association Agreements will probably enter into force formally in the second half of the year. Switzerland would be able to take part in the cooperation on an operational basis from autumn 2008 at the earliest.

Fall in Eritrean applications for asylum in Switzerland

There has been a sharp fall in the number of Eritrean nationals seeking asylum in Switzerland in recent months, down from 229 in February 2007 to 66 in April 2007. This is due largely to the seasonal break in the migration route from Libya to Southern Italy. The situation in Eritrea has not improved in recent months, nor has there been any alteration in Swiss policy towards Eritrean asylum seekers. It is therefore highly likely that once large groups of Eritrean nationals start landing in Southern Italy again, there will be a marked rise in the numbers of Eritreans seeking asylum in Switzerland at most two or three months afterwards.

RESTREINT UE

SWITZERLAND

Applications for asylum at the embassy in Colombo (Sri Lanka)

At present approximately 70 people a month are submitting applications for asylum at the Swiss embassy in Colombo and the trend is rising. The Federal Migration Office examines the applications made in Colombo and allows the individuals concerned to enter Switzerland for final examination of their applications where there are grounds to suppose that they may be subject to a threat which would make them eligible for asylum. Applications made at the embassy are not recorded in the asylum statistics. Only those allowed to enter Switzerland are counted.

Assistance for the repatriation of rejected asylum seekers from EU States discontinued

Since 7 May 2007 rejected asylum seekers from the EU States no longer receive any financial assistance to help them get home. This is because large groups of Romanian Roma have sought asylum in Switzerland in the last few weeks with the sole aim of obtaining the repatriation assistance of CHF 700 per person.

DECLASSIFIED