



Council of the  
European Union

Brussels, 20 December 2016  
(OR. en)

15737/16  
ADD 2

RELEX 1091  
FIN 888  
DEVGEN 288  
ACP 187  
CADREFIN 127  
COHOM 170  
COEST 342  
COLAC 108  
MOG 126  
ASIE 95  
COASI 245  
WTO 372

#### COVER NOTE

---

|                  |                                                                                              |
|------------------|----------------------------------------------------------------------------------------------|
| From:            | Secretary-General of the European Commission,<br>signed by Mr Jordi AYET PUIGARNAU, Director |
| date of receipt: | 19 December 2016                                                                             |
| To:              | Mr Jeppe TRANHOLM-MIKKELSEN, Secretary-General of the Council of<br>the European Union       |

---

|                |                                                                                                                                                                                                                                                                     |
|----------------|---------------------------------------------------------------------------------------------------------------------------------------------------------------------------------------------------------------------------------------------------------------------|
| No. Cion doc.: | SWD(2016) 456 final - Part 2/2                                                                                                                                                                                                                                      |
| Subject:       | COMMISSION STAFF WORKING DOCUMENT Accompanying the<br>document REPORT FROM THE COMMISSION TO THE EUROPEAN<br>PARLIAMENT AND THE COUNCIL - 2016 Annual Report on the<br>implementation of the European Union's instruments for financing external<br>actions in 2015 |

---

Delegations will find attached document SWD(2016) 456 final - Part 2/2.

---

Encl.: SWD(2016) 456 final - Part 2/2



Brussels, 19.12.2016  
SWD(2016) 456 final

PART 2/2

**COMMISSION STAFF WORKING DOCUMENT**  
*Accompanying the document*

**REPORT FROM THE COMMISSION TO THE EUROPEAN PARLIAMENT AND  
THE COUNCIL**

**2016 Annual Report on the implementation of the European Union's instruments for  
financing external actions in 2015**

{COM(2016) 810}

## TABLE OF CONTENTS

### Contents

|      |                                                                              |    |
|------|------------------------------------------------------------------------------|----|
| 6.   | RESULTS ANNEXES FOR PROJECTS COMPLETED BETWEEN JULY 2014 AND JUNE 2015 ..... | 3  |
| 7.   | FINANCIAL ANNEXES .....                                                      | 53 |
| 7.1. | Introduction to financial tables .....                                       | 53 |
| 7.2. | Financial tables .....                                                       | 55 |

## 6. RESULTS ANNEXES FOR PROJECTS COMPLETED BETWEEN JULY 2014 AND JUNE 2015

### Annex 1: Methodological basis for the report on selected results

This annex describes the methodological basis on which the chapter on selected results (Chapter 2) has been drawn up, in accordance with guidelines set out in the European Commission's Staff Working Document (SWD) (2015)80 of 26 March 2015 'Launching the EU International Cooperation and Development Results Framework' (the EU Results Framework). As explained in the SWD, the term results in this Report covers outputs, outcomes and impacts in line with the definition of the **Organisation for Economic Co-operation and Development's Development Assistance Committee (OECD DAC)**.

Outputs are the products, capital goods and services which result from a development intervention; they may also include changes resulting from the intervention which are relevant to the achievement of the outcomes.

Outcomes are the likely or achieved short-term and medium-term effects of an intervention's outputs.

Impacts are the primary and secondary long-term effects produced by a development intervention, either directly or indirectly.

### Chapter 2.1 of this report: Development progress in partner countries, the context for EU contributions to progress

**Coverage:** The countries included in the (regional) averages for Chapter 2.1 of this report are the partner countries in which the EU is financing bilateral programmes in the 2014-2020 programming period<sup>1</sup>.

**Data sources:** The statistics used to report on the indicators in Chapter 2.1 were taken from international statistical sources (presented in Table 19 below) and in the majority of cases refer to 2014; the latest available data for the predefined indicators at the time the publication was being compiled.

**Table 19: List of data sources for indicators on development progress in partner countries**

| Indicator                                                                      | Data source                       |
|--------------------------------------------------------------------------------|-----------------------------------|
| Proportion of population living below USD 1.90 (PPP) per day (%)               | World Bank Development Indicators |
| Income share held by the lowest 40 % of income distribution (% income, period) | World Bank Development Indicators |

<sup>1</sup> Funded from the following funding instruments: the European Development Fund (EDF), the Instrument for Development Cooperation (DCI), the European Neighbourhood Instrument (ENI), and the Instrument for Greenland

| <b>Indicator</b>                                                                   | <b>Data source</b>                                                    |
|------------------------------------------------------------------------------------|-----------------------------------------------------------------------|
| averages)                                                                          |                                                                       |
| Real GDP growth, latest available year (%)                                         | IMF World Economic Outlook                                            |
| Real GDP growth, average over last five available years (%)                        | IMF World Economic Outlook                                            |
| Average Rule of Law score                                                          | World Bank Worldwide Governance Index                                 |
| Average Control of Corruption score                                                | World Bank Worldwide Governance Index                                 |
| Average Voice and Accountability score                                             | World Bank Worldwide Governance Index                                 |
| Number of violent deaths per 100 000                                               | UNDOC Homicide Statistics                                             |
| Agricultural value added per hectare (measured using proxy of cereal yield per ha) | World Bank Development Indicators                                     |
| Prevalence of stunting (moderate and severe) of children aged under five years (%) | WHO, UNICEF and World Bank harmonised estimates on child malnutrition |
| Prevalence of undernourishment (%)                                                 | UN Statistics Division MDG Database                                   |
| Percentage of the population with access to energy services                        | World Bank Development Indicators                                     |
| Renewable energy production as a proportion of total energy production (%)         | World Bank Development Indicators                                     |
| Change in domestic revenue mobilisation as a percentage of GDP over three years    | International Monetary Fund                                           |
| Primary Education Completion Rate (%)                                              | UNESCO Institute for Statistics                                       |
| Literacy rate of 15-24-year-olds (%)                                               | UN Statistics Division MDG Database                                   |

| <b>Indicator</b>                                                                                           | <b>Data source</b>                                                     |
|------------------------------------------------------------------------------------------------------------|------------------------------------------------------------------------|
| Lower Secondary Education Completion Rate (%)                                                              | UNESCO Institute for Statistics                                        |
| Under-fives mortality rate (per 1 000 live births)                                                         | UN Statistics Division MDG Database                                    |
| Maternal mortality ratio (per 100 000 live births)                                                         | UN Statistics Division MDG Database                                    |
| HIV prevalence among population aged 15-24 years (%)                                                       | UNAIDS                                                                 |
| Number of deaths per 100 000 population from climate-related and natural disasters (average over 10 years) | Centre for Research on Epidemiology of Disasters CRED: EM-DAT Database |
| CO <sub>2</sub> equivalent emission (kilo tons)                                                            | Emission Database for Global Atmospheric Research (EDGAR)              |
| Proportion of population using an improved drinking water source (%)                                       | UN Statistics Division MDG Database                                    |
| Rate of net forest cover change, since 2000 (%)                                                            | Global Forest Watch                                                    |
| State of global biodiversity                                                                               | World Wildlife Fund: Living Planet Report                              |
| Proportion of population using an improved sanitation facility (%)                                         | UN Statistics Division MDG Database                                    |
| Road density (km of road per 100 sq. km of land area)                                                      | International Road Federation (World Road Statistics)                  |
| Proportion of employed people living below USD 1.90 (PPP) per day (%)                                      | ILO Database                                                           |
| Share of older persons receiving pensions (%)                                                              | ILO Social Protection Database                                         |
| Average Global Competitiveness score (range 1-7)                                                           | World Economic Forum                                                   |
| Exports of goods and services as percentage of GDP                                                         | World Bank Development Indicators                                      |

| Indicator                                                                                    | Data source                         |
|----------------------------------------------------------------------------------------------|-------------------------------------|
| Proportion of seats held by women in national parliaments (%)                                | UN Statistics Division MDG Database |
| Percentage of women aged 20-24 years who were married before their 18 <sup>th</sup> birthday | UNFPA Open Data                     |

**Methodologies for EU RF indicators:** Detailed information on data sources and calculations for each of the indicators can be found in the methodological notes provided for each indicator, at <http://capacity4dev.ec.europa.eu/eu-rfi>

**Presentation:** Percentages are rounded to the nearest one decimal point.

## Chapter 2.2 of this report: Partner country results supported by the EU

**Coverage:** Chapter 2.2 of this report draws on the results of all projects and programmes which ended between 1 July 2014 and 30 June 2015 and were funded by the EU for an amount of more than EUR 750 000. As was indicated in the Commission’s Staff Working Document (SWD) (2015)80 of 26 March 2015, this was done in order to make the data collection, processing and reporting manageable at this first stage, concentrating on those projects and programmes where the focus of EU project/programme performance lies. As was also stated in the SWD, these represent some 90-95 % of the total financial amount of the portfolio of projects and programmes ending in a given year. Thus, the report does not include results from the many smaller projects funded by the EU during that period.

There is a difference between the countries included in Chapter 2.1 on development progress and those included in Chapter 2.2 under partner country results supported by the EU. The countries in Chapter 2.2 reporting against EU Results Framework level 2 indicators are those for which the results reported are from projects and programmes that finished between mid-2014 and mid-2015. These projects and programmes are in countries in which the EU has been financing bilateral programmes over the 2007-2013 programming period. In the future, results will also be reported from bilateral programmes financed over the 2014-2020 programming period.

The results only cover part of the projects and programmes financed by the EU in the countries concerned. In particular, they do not cover projects and programmes of less than EUR 750 000 or projects and programmes which were still ongoing at mid-July 2015. Thus, the results reported cannot be interpreted as providing a full picture of the results of the projects and programmes financed by the EU in the countries concerned.

Chapter 2.2 reports results against the EU Results Framework level 2 indicators, aggregating results from the projects and programmes mentioned.

**Data sources:** The information on results in this section has been drawn from the reports of EU implementing partners (i.e. partner countries, international organisations, EU Member States’ development agencies, international financial institutions and NGOs). In turn, these

organisations use data collected from a variety of sources, such as management information systems held by development country governments, individual project monitoring set up by implementing partners, or representative sample surveys.

**Methodologies for EU Results Framework indicators:** In order to ensure that data from the various reporting sources could be aggregated consistently across the different projects and programmes, methodological notes were established for each EU Results Framework indicator. These provide definitions and data sources clearly explaining what type of interventions should be included when reporting against an indicator. The notes can be found at <http://capacity4dev.ec.europa.eu/eu-rfi>.

A common feature of all level 2 indicators is that the results reported have been calculated using a contribution approach. This means that where a project has been financed by the EU jointly with other funders – such as partner-country governments or other donors – the overall results of the collective effort are reported, rather than those linked to the share of funding provided by the EU.

**Sex-disaggregation:** The SWD (2015)80 mentioned that where possible results would be sex-disaggregated. These results are presented in Annex 6 below. Where that disaggregation has not been provided it is either because it was not relevant for the indicator in question (for example, Total length of road constructed/rehabilitated/maintained (km)); or because the data was not available for the project/programme in question.

**Presentation:** The results estimates have been rounded using the following regime:

- Estimates of 10 000 or more – rounded to the nearest 1 000
- Estimates between 1 000 and 10 000 – rounded to the nearest 100
- Estimates between 100 and 1 000 – rounded to the nearest 10
- Estimates that are less than 100 – no rounding.

**Accuracy:** As part of the preparations for the report, an extensive quality assurance process was put in place for the results data to minimise the source of any errors. The type of errors the EU has attempted to minimise includes:

- Ensuring that the results reported are from reliable data sources
- Ensuring that the link between results from individual projects and programmes and EU RF indicators are robust
- Double counting – avoiding duplication in reporting between programmes.

However, given the range of underlying data sources used, the accuracy of the results data may still vary.

## Annex 2: Development progress - Regional averages

|                                                                                                                                           |                         | All partner countries | Africa, North of Sahara | Africa, South of Sahara | America, North & Central | America, South | Asia, Middle East | Asia, South & Central | Asia, Far East | Europe: Belarus, Moldova, Ukraine | Oceania | More advanced developing countries |
|-------------------------------------------------------------------------------------------------------------------------------------------|-------------------------|-----------------------|-------------------------|-------------------------|--------------------------|----------------|-------------------|-----------------------|----------------|-----------------------------------|---------|------------------------------------|
| <b>INCLUSIVE GROWTH AND POVERTY REDUCTION</b>                                                                                             |                         |                       |                         |                         |                          |                |                   |                       |                |                                   |         |                                    |
| Proportion of population living below the international poverty line (%)                                                                  | Baseline (USD 1.25)     | 29.0                  | 1.8                     | 49.5                    | 17.0                     | 4.7            | 4.4               | 23.9                  | 11.6           | 0.0                               | 8.7     | -                                  |
|                                                                                                                                           | Latest value (USD 1.90) | 29.8                  | 2.8                     | 46.8                    | 17.0                     | 5.1            | 0.2               | 24.2                  | 8.9            | 0.0                               | 34.2    | -                                  |
| Income share held by the lowest 40 % of income distribution (% income, period averages)                                                   | Baseline                | 17.7                  | 20.5                    | 15.5                    | 12.0                     | 12.1           | 20.5              | 21.6                  | 17.3           | 24.2                              | 15.0    | 14.2                               |
|                                                                                                                                           | Latest value            | 17.7                  | 20.6                    | 15.7                    | 11.8                     | 12.2           | 20.5              | 21.8                  | 16.8           | 24.5                              | 14.6    | 14.2                               |
| Real GDP growth, latest available year (%)                                                                                                | Baseline                | 3.8                   | 1.1                     | 5.1                     | 3.4                      | 4.6            | -0.2              | 5.8                   | 6.1            | -3.5                              | 4.6     | 2.6                                |
|                                                                                                                                           | Latest value            | 3.7                   | 0.9                     | 5.0                     | 4.4                      | 3.9            | -0.1              | 5.7                   | 6.0            | -4.1                              | 4.7     | 2.4                                |
| Real GDP growth, average over five last available years (%)                                                                               | Baseline                | 4.5                   | 2.8                     | 4.9                     | 2.5                      | 4.8            | 5.9               | 5.4                   | 6.3            | 0.8                               | 5.6     | 3.3                                |
|                                                                                                                                           | Latest value            | 4.5                   | 2.7                     | 4.8                     | 3.5                      | 5.2            | 5.9               | 5.7                   | 6.2            | -0.3                              | 5.6     | 3.4                                |
| <b>GOOD GOVERNANCE</b>                                                                                                                    |                         |                       |                         |                         |                          |                |                   |                       |                |                                   |         |                                    |
| Average Rule of Law score (Worldwide Governance Index, ranges from approx. -2.5 (weak) to approx. +2.5 (strong) performance)              | Baseline (2008)         | -0.5                  | -0.3                    | -0.7                    | 0.0                      | -0.8           | -0.7              | -0.8                  | -0.7           | -0.7                              | 0.2     | 0.9                                |
|                                                                                                                                           | Latest value            | -0.5                  | -0.6                    | -0.7                    | -0.2                     | -0.6           | -0.8              | -0.7                  | -0.6           | -0.6                              | -0.2    | 0.6                                |
| Average Control of Corruption score (Worldwide Governance Index, ranges from approx. -2.5 (weak) to approx. +2.5 (strong) performance)    | Baseline (2008)         | -0.4                  | -0.5                    | -0.6                    | 0.1                      | -0.5           | -0.8              | -0.8                  | -0.9           | -0.7                              | -0.3    | 1.0                                |
|                                                                                                                                           | Latest value            | -0.5                  | -0.6                    | -0.7                    | -0.1                     | -0.7           | -1.0              | -0.6                  | -0.7           | -0.7                              | 0.0     | 0.8                                |
| Average Voice and Accountability score (Worldwide Governance Index, ranges from approx. -2.5 (weak) to approx. +2.5 (strong) performance) | Baseline (2008)         | -0.4                  | -1.2                    | -0.6                    | 0.3                      | 0.0            | -1.0              | -1.1                  | -0.6           | -0.6                              | 0.6     | 0.9                                |
|                                                                                                                                           | Latest value            | -0.3                  | -0.8                    | -0.6                    | 0.3                      | 0.0            | -1.1              | -0.9                  | -0.6           | -0.5                              | 0.7     | 0.9                                |

| <b>CONFLICT PREVENTION, PEACE BUILDING AND SECURITY</b>                            |              |              |             |              |             |             |              |             |             |              |              |             |              |
|------------------------------------------------------------------------------------|--------------|--------------|-------------|--------------|-------------|-------------|--------------|-------------|-------------|--------------|--------------|-------------|--------------|
| Number of violent deaths per 100 000                                               | Baseline     | 10.7         | 2.4         | 14.4         | 30.5        | 19.3        | 5.1          | 6.1         | 6.2         | 4.6          | 8.8          | 6.5         |              |
|                                                                                    | Latest value | ..           | ..          | ..           | ..          | ..          | ..           | ..          | ..          | ..           | ..           | ..          |              |
| <b>AGRICULTURE AND FOOD SECURITY</b>                                               |              |              |             |              |             |             |              |             |             |              |              |             |              |
| Agricultural value added per hectare (measured using proxy of cereal yield per ha) | Baseline     | 2 523        | 3 139       | 1 433        | 2 164       | 3 420       | 1 796        | 3 353       | 4 273       | 3 870        | 3 342        | 3 696       |              |
|                                                                                    | Latest value | ..           | ..          | ..           | ..          | ..          | ..           | ..          | ..          | ..           | ..           | ..          |              |
| Prevalence of stunting (moderate and severe) of children aged below five years (%) | Baseline     | 34.8         | 23.4        | 37.4         | 26.5        | 18.4        | 28.3         | 40.2        | 31.1        | 4.4          | 43.4         | 5.3         |              |
|                                                                                    | Latest value | 32.1         | 18.4        | 34.8         | 24.4        | 16.4        | 28.5         | 37.7        | 27.1        | 4.1          | 44.1         | 5.3         |              |
| Prevalence of undernourishment (%)                                                 | Baseline     | 16.7         | 5.0         | 19.5         | 17.9        | 11.4        | 21.1         | 18.1        | 13.0        | -            | 7.4          | 8.3         |              |
|                                                                                    | Latest value | 15.8         | 5.0         | 18.8         | 18.1        | 9.5         | 20.8         | 17.6        | 12.8        | 5.0          | 7.0          | 5.3         |              |
| <b>ENERGY</b>                                                                      |              |              |             |              |             |             |              |             |             |              |              |             |              |
| Percentage of the population with access to energy services                        | Baseline     | 62.6         | 99.4        | 32.4         | 80.9        | 92.1        | 83.3         | 73.7        | 84.4        | 99.8         | 22.9         | 96.5        |              |
|                                                                                    | Latest value | 64.3         | 100.0       | 35.7         | 81.3        | 94.8        | 85.4         | 76.3        | 87.7        | 100.0        | 26.2         | 97.4        |              |
| Renewable energy production as a proportion of total energy production (%)         | Baseline     | 23.7         | 6.6         | 22.0         | 26.6        | 78.0        | 6.3          | 32.0        | 28.6        | 5.0          | -            | 0.4         |              |
|                                                                                    | Latest value | ..           | ..          | ..           | ..          | ..          | ..           | ..          | ..          | ..           | ..           | ..          |              |
| <b>PUBLIC FINANCE MANAGEMENT</b>                                                   |              |              |             |              |             |             |              |             |             |              |              |             |              |
| Change in domestic revenue mobilisation as a percentage of GDP over three years    | Baseline     | -1.4         | -2.1        | -2.9         | 1.0         | 0.7         | -3.4         | -0.3        | -1.1        | 1.0          | -            | -2.0        |              |
|                                                                                    | Latest value | ..           | ..          | ..           | ..          | ..          | ..           | ..          | ..          | ..           | ..           | ..          |              |
| <b>EDUCATION</b>                                                                   |              |              |             |              |             |             |              |             |             |              |              |             |              |
| Primary Education Completion Rate (%)                                              | Female       | Baseline     | 75.9        | 100.0        | 64.3        | 90.3        | 100.0        | 64.3        | 80.0        | 96.0         | 100.0        | 76.9        | 100.0        |
|                                                                                    |              | Latest value | 77.1        | 104.0        | 67.0        | 94.8        | 108.9        | 64.4        | 77.0        | 105.0        | 107.9        | 77.4        | 100.8        |
|                                                                                    | Male         | Baseline     | 79.8        | 100.0        | 70.8        | 89.1        | 100.0        | 76.9        | 80.2        | 94.3         | 100.0        | 86.4        | 100.0        |
|                                                                                    |              | Latest value | 80.5        | 103.8        | 71.1        | 93.3        | 106.7        | 77.1        | 82.1        | 99.6         | 106.2        | 86.9        | 99.8         |
|                                                                                    | All          | Baseline     | <b>77.9</b> | <b>100.0</b> | <b>67.6</b> | <b>89.7</b> | <b>100.0</b> | <b>70.7</b> | <b>80.1</b> | <b>95.2</b>  | <b>100.0</b> | <b>81.8</b> | <b>100.0</b> |
|                                                                                    |              | Latest value | <b>78.8</b> | <b>103.9</b> | <b>69.1</b> | <b>94.0</b> | <b>107.8</b> | <b>70.9</b> | <b>79.6</b> | <b>102.2</b> | <b>107.0</b> | <b>82.3</b> | <b>100.1</b> |

|                                                                                                  |              |              |             |             |             |             |             |             |             |             |             |             |             |
|--------------------------------------------------------------------------------------------------|--------------|--------------|-------------|-------------|-------------|-------------|-------------|-------------|-------------|-------------|-------------|-------------|-------------|
| Lower Secondary Education Completion Rate (%)                                                    | Female       | Baseline     | 53.6        | 82.7        | 29.0        | 68.3        | 80.7        | 52.4        | 58.9        | 79.1        | 97.6        | 64.6        | 100.0       |
|                                                                                                  |              | Latest value | 56.9        | 78.1        | 35.5        | 68.6        | 93.4        | 56.1        | 64.0        | 85.2        | 96.9        | 66.4        | 99.3        |
|                                                                                                  | Male         | Baseline     | 55.5        | 77.7        | 36.3        | 65.5        | 74.4        | 56.5        | 58.9        | 74.2        | 98.3        | 69.7        | 97.7        |
|                                                                                                  |              | Latest value | 58.3        | 69.8        | 41.0        | 64.5        | 85.9        | 61.6        | 63.5        | 81.6        | 97.3        | 71.5        | 97.4        |
|                                                                                                  | All          | Baseline     | <b>54.5</b> | <b>80.1</b> | <b>32.6</b> | <b>66.9</b> | <b>77.5</b> | <b>54.5</b> | <b>58.9</b> | <b>76.6</b> | <b>97.9</b> | <b>67.2</b> | <b>98.9</b> |
|                                                                                                  |              | Latest value | <b>57.6</b> | <b>73.9</b> | <b>38.3</b> | <b>66.5</b> | <b>89.6</b> | <b>58.9</b> | <b>63.8</b> | <b>83.3</b> | <b>97.1</b> | <b>69.0</b> | <b>98.3</b> |
| Literacy rate of 15-24 year-olds (%)                                                             | Female       | Baseline     | 77.1        | 85.6        | 64.6        | 91.5        | 98.7        | 86.0        | 76.6        | 96.1        | 99.8        | 77.3        | 99.4        |
|                                                                                                  |              | Latest value | 77.0        | 85.6        | 64.5        | 91.4        | 98.7        | 86.0        | 76.8        | 96.1        | 99.8        | 77.3        | 99.4        |
|                                                                                                  | Male         | Baseline     | 84.2        | 92.8        | 76.0        | 91.9        | 98.3        | 92.7        | 82.7        | 96.2        | 99.7        | 68.9        | 99.7        |
|                                                                                                  |              | Latest value | 84.1        | 92.8        | 76.0        | 91.9        | 98.3        | 92.8        | 82.7        | 96.2        | 99.7        | 68.9        | 99.7        |
|                                                                                                  | All          | Baseline     | <b>80.6</b> | <b>89.3</b> | <b>70.1</b> | <b>91.7</b> | <b>98.5</b> | <b>89.5</b> | <b>79.6</b> | <b>96.2</b> | <b>99.8</b> | <b>73.0</b> | <b>99.5</b> |
|                                                                                                  |              | Latest value | <b>80.5</b> | <b>89.3</b> | <b>70.0</b> | <b>91.6</b> | <b>98.5</b> | <b>89.4</b> | <b>79.7</b> | <b>96.2</b> | <b>99.8</b> | <b>73.0</b> | <b>99.5</b> |
| <b>HEALTH</b>                                                                                    |              |              |             |             |             |             |             |             |             |             |             |             |             |
| Under-five mortality rate (per 1 000 live births)                                                | Baseline     | 69.9         | 23.7        | 92.3        | 32.2        | 20.8        | 32.8        | 62.3        | 30.6        | 9.5         | 54.1        | 6.3         |             |
|                                                                                                  | Latest value | ..           | ..          | ..          | ..          | ..          | ..          | ..          | ..          | ..          | ..          | ..          |             |
| Maternal mortality ratio (per 100 000 live births)                                               | Baseline     | 337.8        | 69.1        | 503.6       | 155.7       | 102.4       | 120.1       | 173.6       | 106.5       | 19.3        | 193.9       | 12.6        |             |
|                                                                                                  | Latest value | 355.5        | 70.2        | 542.5       | 139.4       | 87.9        | 148.7       | 179.3       | 100.1       | 20.5        | 185.8       | 13.5        |             |
| HIV prevalence among population aged 15-24 years (%)                                             | Female       | Baseline     |             |             |             |             |             |             |             |             |             |             |             |
|                                                                                                  |              | Latest value | 1.0         | 0.0         | 2.0         | 0.3         | 0.1         | 0.0         | 0.1         | 0.1         | 0.2         | 0.2         | –           |
|                                                                                                  | Male         | Baseline     |             |             |             |             |             |             |             |             |             |             |             |
|                                                                                                  |              | Latest value | 0.8         | 0.0         | 1.5         | 0.3         | 0.2         | 0.0         | 0.1         | 0.1         | 0.2         | 0.2         | –           |
|                                                                                                  | All          | Baseline     | <b>0.8</b>  | <b>0.0</b>  | <b>1.6</b>  | <b>0.3</b>  | <b>0.2</b>  | <b>0.0</b>  | <b>0.1</b>  | <b>0.1</b>  | <b>0.3</b>  | <b>0.1</b>  | <b>0.9</b>  |
|                                                                                                  |              | Latest value | <b>0.8</b>  | <b>0.0</b>  | <b>1.5</b>  | <b>0.3</b>  | <b>0.2</b>  | <b>0.0</b>  | <b>0.1</b>  | <b>0.1</b>  | <b>0.2</b>  | <b>0.2</b>  | –           |
| <b>NATURAL RESOURCES, ENVIRONMENT AND CLIMATE CHANGE</b>                                         |              |              |             |             |             |             |             |             |             |             |             |             |             |
| Number of deaths per 100 000 from climate-related and natural disasters (average over ten years) | Baseline     | 2.3          | 0.1         | 0.5         | 35.7        | 0.5         | 0.1         | 2.9         | 1.2         | 0.2         | 0.9         | 0.1         |             |
|                                                                                                  | Latest value | 2.1          | 0.0         | 1.0         | 34.0        | 1.0         | 0.0         | 2.0         | 1.0         | 0.0         | 1.0         | 0.0         |             |
| CO2 equivalent emission (kilo                                                                    | Baseline     | 2 948 725    | 480 961     | 654 010     | 99 272      | 183 605     | 256 460     | 487 488     | 274 084     | 390 288     | 8 862       | 113 696     |             |

|                                                                                           |                         |           |                          |         |         |         |                                 |         |         |         |        |         |
|-------------------------------------------------------------------------------------------|-------------------------|-----------|--------------------------|---------|---------|---------|---------------------------------|---------|---------|---------|--------|---------|
| tons)                                                                                     | Latest value            | 2 995 969 | 502 120                  | 672 643 | 100 232 | 197 278 | 257 925                         | 513 098 | 310 353 | 324 567 | 9 295  | 108 458 |
| Proportion of population using an improved drinking water source (%)                      | Baseline                | 78.4      | 91.1                     | 64.6    | 86.0    | 89.2    | 80.0                            | 86.4    | 90.8    | 98.3    | 52.2   | 99.0    |
|                                                                                           | Latest value            | 79.1      | 92.2                     | 67      | 86.5    | 89.7    | 79.5                            | 86.3    | 92.4    | 96.1    | 52.1   | 99.2    |
| Proportion of population using an improved sanitation facility (%)                        | Baseline                | 54.4      | 91.4                     | 30.0    | 71.1    | 75.4    | 81.4                            | 59.3    | 71.1    | 93.6    | 30.6   | 98.3    |
|                                                                                           | Latest value            | 55.3      | 90.0                     | 29.8    | 70.5    | 77.8    | 80.5                            | 66.5    | 73.0    | 94.3    | 30.7   | 98.5    |
| Rate of net forest cover change, since 2000 (%)                                           | Baseline                | -4.0      | -4.3                     | -3.5    | -8.4    | -4.1    | -6.7                            | -3.0    | -7.5    | -4.9    | -1.6   | -1.9    |
|                                                                                           | Latest value            | -4.5      | -4.8                     | -4.2    | -9.0    | -4.5    | -7.2                            | -3.6    | -8.5    | -5.2    | -1.8   | -2.1    |
| State of global biodiversity<br>Number of global species<br>Percentage change (1970-2010) | Baseline                |           | Number of global species |         |         | 3 038   | Global percent change 1970-2010 |         |         |         | -52.0% |         |
|                                                                                           | Latest value            |           | Number of global species |         |         | ..      | Global percent change 1970-2010 |         |         |         | ..     |         |
| <b>TRANSPORT</b>                                                                          |                         |           |                          |         |         |         |                                 |         |         |         |        |         |
| Road density (km. of road per 100 sq. km of land area)                                    | Baseline                | 12.0      | 7.2                      | 9.4     | 28.2    | 11.3    | 16.1                            | 22.6    | 18.6    | 31.9    | 5.6    | 64.7    |
|                                                                                           | Latest value            | 12.5      | 7.2                      | 9.7     | 30.1    | 11.6    | 17.4                            | 22.9    | 20.8    | 33.6    | 5.6    | 66.1    |
| <b>EMPLOYMENT AND SOCIAL PROTECTION</b>                                                   |                         |           |                          |         |         |         |                                 |         |         |         |        |         |
| Proportion of employed people living below the international poverty line (%)             | Baseline (USD 1.25)     | 29.7      | 1.3                      | 49.2    | 11.1    | 6.4     | 3.9                             | 29      | 16.5    | 0       | 11.9   | _       |
|                                                                                           | Latest value (USD 1.90) | 29.3      | 7.8                      | 42      | 11.3    | 4.8     | 7.7                             | 39.9    | 10.9    | 0.7     | 33.8   | _       |
| Share of older persons receiving pensions (%)                                             | Baseline                | 38.2      | 43.5                     | 22.5    | 16.5    | 37.2    | 26.6                            | 32.9    | 25.7    | 93.8    | 4.9    | 76.7    |
|                                                                                           | Latest value            | ..        | ..                       | ..      | ..      | ..      | ..                              | ..      | ..      | ..      | ..     | ..      |
| <b>TRADE AND PRIVATE SECTOR DEVELOPMENT</b>                                               |                         |           |                          |         |         |         |                                 |         |         |         |        |         |
| Average Global Competitiveness score (range 1-7)                                          | Baseline                | 3.7       | 3.9                      | 3.6     | 3.7     | 3.9     | 3.7                             | 3.8     | 3.9     | 4       | _      | 4.4     |
|                                                                                           | Latest value            | 3.8       | 3.9                      | 3.6     | 3.8     | 3.9     | 4                               | 3.9     | 4.1     | 4       | _      | 4.5     |
| Exports of goods and services as percentage of GDP                                        | Baseline                | 31.9      | 32.7                     | 28.8    | 26.5    | 23.3    | 38.4                            | 24.6    | 49.6    | 50.8    | 57.9   | 35.5    |
|                                                                                           | Latest value            | 30.1      | 26.8                     | 27.7    | 27.3    | 22.1    | 39.4                            | 20.6    | 51.5    | 51.7    | 56.6   | 33.8    |
| <b>GENDER EQUALITY AND WOMEN'S EMPOWERMENT</b>                                            |                         |           |                          |         |         |         |                                 |         |         |         |        |         |
| Proportion of seats held by women in national parliaments (%)                             | Baseline                | 19.2      | 13.9                     | 21.7    | 23.4    | 20.5    | 13.3                            | 15.2    | 25.4    | 13.0    | 3.2    | 22.8    |
|                                                                                           | Latest value            | 20.2      | 13.9                     | 21.1    | 23.3    | 26.5    | 13.8                            | 18.9    | 25.3    | 14.9    | 3.7    | 22.8    |

|                                                                                      |              |      |      |      |      |      |      |      |      |     |      |      |
|--------------------------------------------------------------------------------------|--------------|------|------|------|------|------|------|------|------|-----|------|------|
| Percentage of women aged 20-24 years old who were married before their 18th birthday | Baseline     | 29.5 | 11.9 | 37.1 | 30.4 | 21.3 | 22.6 | 35.4 | 13.3 | 8.4 | 21.6 | 10.8 |
|                                                                                      | Latest value | 30.5 | 11.2 | 39.4 | 30.4 | 21.5 | 21.9 | 35.4 | 13.3 | 9.0 | 21.2 | 8.1  |
| .. =no new data                                                                      |              |      |      |      |      |      |      |      |      |     |      |      |

### Annex 3: Development progress – Countries grouped by OECD DAC region

| Africa, North of Sahara | Africa, South of Sahara      | America, North and Central     | America, South | Asia, Far East | Asia, Middle East              | Asia, South and Central | Europe  | Oceania           | More advanced developing countries        |
|-------------------------|------------------------------|--------------------------------|----------------|----------------|--------------------------------|-------------------------|---------|-------------------|-------------------------------------------|
| Algeria                 | Angola                       | Anguilla                       | Bolivia        | Cambodia       | Iraq                           | Afghanistan             | Belarus | Cook Islands      | Aruba                                     |
| Egypt                   | Benin                        | Antigua and Barbuda            | Colombia       | Laos           | Jordan                         | Armenia                 | Moldova | Fiji              | Bahamas                                   |
| Libya                   | Botswana                     | Belize                         | Ecuador        | Mongolia       | Lebanon                        | Azerbaijan              | Ukraine | Kiribati          | Barbados                                  |
| Morocco                 | Burkina-Faso                 | Cuba                           | Guyana         | Philippines    | Occupied Palestinian Territory | Bangladesh              |         | Marshall Islands  | Bermuda                                   |
| Tunisia                 | Burundi                      | Dominica                       | Paraguay       | East Timor     | Syria                          | Bhutan                  |         | Micronesia        | Bonaire                                   |
|                         | Cameroon                     | Dominican Republic             | Peru           | Vietnam        | Yemen                          | Georgia                 |         | Nauru             | British Antarctic Territory               |
|                         | Cape Verde                   | El Salvador                    | Suriname       |                |                                | Kyrgyzstan              |         | Niue              | British Indian Ocean Territory            |
|                         | Central African Republic     | Greenland                      |                |                |                                | Myanmar                 |         | Palau             | British Virgin Islands                    |
|                         | Chad                         | Grenada                        |                |                |                                | Nepal                   |         | Papua New Guinea  | Cayman Islands                            |
|                         | Comoros                      | Guatemala                      |                |                |                                | Pakistan                |         | Samoa             | Curaçao                                   |
|                         | Congo                        | Haiti                          |                |                |                                | Sri Lanka               |         | Solomon Islands   | Falkland Islands                          |
|                         | Ivory Coast                  | Honduras                       |                |                |                                | Tajikistan              |         | Tonga             | French Polynesia                          |
|                         | Democratic Republic of Congo | Jamaica                        |                |                |                                | Turkmenistan            |         | Tuvalu            | French Southern and Antarctic territories |
|                         | Djibouti                     | Montserrat                     |                |                |                                | Uzbekistan              |         | Vanuatu           | Israel                                    |
|                         | Equatorial Guinea            | Nicaragua                      |                |                |                                |                         |         | Wallis and Futuna | New Caledonia and Dependencies            |
|                         | Eritrea                      | St. Kitts and Nevis            |                |                |                                |                         |         |                   | Pitcairn                                  |
|                         | Ethiopia                     | St. Lucia                      |                |                |                                |                         |         |                   | Saba                                      |
|                         | Gabon                        | St. Vincent and The Grenadines |                |                |                                |                         |         |                   | Saint Barthelemy                          |
|                         | Gambia                       |                                |                |                |                                |                         |         |                   | Sint Eustatius                            |
|                         | Ghana                        |                                |                |                |                                |                         |         |                   | Sint Maarten                              |

|                                              |  |  |  |  |  |  |  |  |                                              |
|----------------------------------------------|--|--|--|--|--|--|--|--|----------------------------------------------|
| Guinea                                       |  |  |  |  |  |  |  |  | South Georgia and the South Sandwich Islands |
| Guinea Bissau                                |  |  |  |  |  |  |  |  | Saint Pierre and Miquelon                    |
| Kenya                                        |  |  |  |  |  |  |  |  | Trinidad and Tobago                          |
| Lesotho                                      |  |  |  |  |  |  |  |  | Turks and Caicos                             |
| Liberia                                      |  |  |  |  |  |  |  |  |                                              |
| Madagascar                                   |  |  |  |  |  |  |  |  |                                              |
| Malawi                                       |  |  |  |  |  |  |  |  |                                              |
| Mali                                         |  |  |  |  |  |  |  |  |                                              |
| Mauritania                                   |  |  |  |  |  |  |  |  |                                              |
| Mauritius                                    |  |  |  |  |  |  |  |  |                                              |
| Mozambique                                   |  |  |  |  |  |  |  |  |                                              |
| Namibia                                      |  |  |  |  |  |  |  |  |                                              |
| Niger                                        |  |  |  |  |  |  |  |  |                                              |
| Nigeria                                      |  |  |  |  |  |  |  |  |                                              |
| Rwanda                                       |  |  |  |  |  |  |  |  |                                              |
| Saint Helena, Ascension and Tristan da Cunha |  |  |  |  |  |  |  |  |                                              |
| São Tomé and Príncipe                        |  |  |  |  |  |  |  |  |                                              |
| Senegal                                      |  |  |  |  |  |  |  |  |                                              |
| Seychelles                                   |  |  |  |  |  |  |  |  |                                              |
| Sierra Leone                                 |  |  |  |  |  |  |  |  |                                              |
| Somalia                                      |  |  |  |  |  |  |  |  |                                              |
| South Africa                                 |  |  |  |  |  |  |  |  |                                              |
| Sudan                                        |  |  |  |  |  |  |  |  |                                              |

|  |           |  |  |  |  |  |  |  |  |
|--|-----------|--|--|--|--|--|--|--|--|
|  | Swaziland |  |  |  |  |  |  |  |  |
|  | Tanzania  |  |  |  |  |  |  |  |  |
|  | Togo      |  |  |  |  |  |  |  |  |
|  | Uganda    |  |  |  |  |  |  |  |  |
|  | Zambia    |  |  |  |  |  |  |  |  |
|  | Zimbabwe  |  |  |  |  |  |  |  |  |

## Annex 4: Development progress – by Instrument

|                                                                                                                                           |                         | All partner countries | DCI  | DCI - Asia (Central Asia, Middle East) | DCI - Africa | DCI - Latin America | EDF  | EDF - Africa | EDF - Caribbean | EDF - Pacific | EDF - OCT | ENI  | Greenland Instrument |
|-------------------------------------------------------------------------------------------------------------------------------------------|-------------------------|-----------------------|------|----------------------------------------|--------------|---------------------|------|--------------|-----------------|---------------|-----------|------|----------------------|
| <b>INCLUSIVE GROWTH AND POVERTY REDUCTION</b>                                                                                             |                         |                       |      |                                        |              |                     |      |              |                 |               |           |      |                      |
| Proportion of population living below the international poverty line (%)                                                                  | Baseline (USD 1.25)     | 29.0                  | 16.2 | 19.0                                   | 9.4          | 6.3                 | 51.5 | 52.3         | 25.9            | 22.4          | -         | 1.4  | -                    |
|                                                                                                                                           | Latest value (USD 1.90) | 29.8                  | 17.0 | 19.5                                   | 16.6         | 6.7                 | 48.0 | 48.9         | 25.1            | 35.5          | -         | 1.4  | -                    |
| Income share held by the lowest 40 % of income distribution (% income, period averages)                                                   | Baseline                | 17.7                  | 18.2 | 20.3                                   | 6.7          | 12.1                | 16.1 | 16.2         | 12.0            | 18.6          | -         | 21.0 | -                    |
|                                                                                                                                           | Latest value            | 17.7                  | 18.0 | 20.1                                   | 7.2          | 12.2                | 16.2 | 16.3         | 11.1            | 15.3          | -         | 21.5 | -                    |
| Real GDP growth, latest available year (%)                                                                                                | Baseline                | 3.8                   | 4.1  | 4.6                                    | 1.5          | 4.4                 | 5.8  | 6.1          | 3.1             | 5.3           | -         | 1.2  | -                    |
|                                                                                                                                           | Latest value            | 3.7                   | 4.1  | 4.8                                    | 1.5          | 3.8                 | 5.7  | 5.9          | 4.3             | 4.3           | -         | 0.9  | -                    |
| Real GDP growth, average over five last available years (%)                                                                               | Baseline                | 4.5                   | 4.9  | 6.0                                    | 2.4          | 4.4                 | 5.5  | 5.8          | 2.0             | 6.8           | -         | 2.9  | -                    |
|                                                                                                                                           | Latest value            | 4.5                   | 5.1  | 6.1                                    | 2.4          | 4.9                 | 5.3  | 5.5          | 2.9             | 6.2           | -         | 2.7  | -                    |
| <b>GOOD GOVERNANCE</b>                                                                                                                    |                         |                       |      |                                        |              |                     |      |              |                 |               |           |      |                      |
| Average Rule of Law score (Worldwide Governance Index, ranges from approx. -2.5 (weak) to approx. +2.5 (strong) performance)              | Baseline (2008)         | -0.5                  | -0.9 | -0.9                                   | 0.0          | -0.9                | -0.3 | -0.8         | 0.2             | 0.1           | 1.2       | -0.4 | -                    |
|                                                                                                                                           | Latest value            | -0.5                  | -0.7 | -0.8                                   | 0.2          | -0.7                | -0.4 | -0.7         | 0               | -0.3          | 0.4       | -0.4 | 1.8                  |
| Average Control of Corruption score (Worldwide Governance Index, ranges from approx. -2.5 (weak) to approx. +2.5 (strong) performance)    | Baseline (2008)         | -0.4                  | -0.7 | -0.9                                   | 0.2          | -0.5                | -0.3 | -0.6         | 0.3             | -0.4          | 1.2       | -0.5 | -                    |
|                                                                                                                                           | Latest value            | -0.4                  | -0.7 | -0.8                                   | -0.1         | -0.6                | -0.3 | -0.7         | 0.1             | -0.1          | 1.1       | -0.5 | 1.2                  |
| Average Voice and Accountability score (Worldwide Governance Index, ranges from approx. -2.5 (weak) to approx. +2.5 (strong) performance) | Baseline (2008)         | -0.4                  | -0.8 | -1.1                                   | 0.6          | -0.3                | -0.1 | -0.6         | 0.7             | 0.6           | 0.9       | -0.8 | -                    |
|                                                                                                                                           | Latest value            | -0.3                  | -0.7 | -1.0                                   | 0.7          | -0.3                | -0.1 | -0.6         | 0.7             | 0.7           | 0.9       | -0.6 | 1.2                  |
| <b>CONFLICT PREVENTION, PEACE BUILDING AND SECURITY</b>                                                                                   |                         |                       |      |                                        |              |                     |      |              |                 |               |           |      |                      |

|                                      |              |      |      |     |      |      |      |      |      |     |     |     |      |
|--------------------------------------|--------------|------|------|-----|------|------|------|------|------|-----|-----|-----|------|
| Number of violent deaths per 100 000 | Baseline     | 10.7 | 10.4 | 6.3 | 31.0 | 24.4 | 13.4 | 13.3 | 19.4 | 8.3 | 4.1 | 2.9 | 19.4 |
|                                      | Latest value | ..   | ..   | ..  | ..   | ..   | ..   | ..   | ..   | ..  | ..  | ..  | ..   |

#### AGRICULTURE AND FOOD SECURITY

|                                                                                    |              |       |       |       |       |       |       |       |       |       |       |       |    |
|------------------------------------------------------------------------------------|--------------|-------|-------|-------|-------|-------|-------|-------|-------|-------|-------|-------|----|
| Agricultural value added per hectare (measured using proxy of cereal yield per ha) | Baseline     | 2 523 | 3 520 | 3 569 | 3 725 | 3 032 | 1 353 | 1 338 | 2 609 | 1 999 | 3 305 | 3 389 | -  |
|                                                                                    | Latest value | ..    | ..    | ..    | ..    | ..    | ..    | ..    | ..    | ..    | ..    | ..    | .. |
| Prevalence of stunting (moderate and severe) of children aged below five years (%) | Baseline     | 34.8  | 34.5  | 37.4  | 23.9  | 22.8  | 37.5  | 37.9  | 15.1  | 45.3  | -     | 20.7  | -  |
|                                                                                    | Latest value | 32.1  | 32.4  | 34.9  | 23.9  | 20.7  | 34.9  | 35.2  | 13.9  | 45.6  | -     | 17.2  | -  |
| Prevalence of undernourishment (%)                                                 | Baseline     | 16.7  | 15.8  | 17.4  | 5.0   | 11.5  | 20.7  | 20.5  | 27.4  | 15.2  | -     | 5.1   | -  |
|                                                                                    | Latest value | 15.8  | 15.4  | 17.0  | 5.0   | 10.3  | 20.0  | 19.7  | 27.4  | 14.3  | 5.0   | 5.0   | 5  |

#### ENERGY

|                                                                            |              |      |      |      |      |      |      |      |      |      |      |      |       |
|----------------------------------------------------------------------------|--------------|------|------|------|------|------|------|------|------|------|------|------|-------|
| Percentage of the population with access to energy services                | Baseline     | 62.6 | 78.8 | 76.2 | 82.7 | 90.5 | 30.4 | 29.0 | 72.7 | 24.5 | 70.8 | 98.9 | 100.0 |
|                                                                            | Latest value | 64.3 | 81.5 | 79.0 | 85.4 | 92.3 | 33.9 | 32.7 | 74.3 | 27.8 | 73.7 | 99.7 | 100   |
| Renewable energy production as a proportion of total energy production (%) | Baseline     | 23.7 | 30.3 | 27.5 | 0.9  | 69.7 | 54.5 | 64.7 | 7.7  | -    | -    | 7.0  | -     |
|                                                                            | Latest value | ..   | ..   | ..   | ..   | ..   | ..   | ..   | ..   | ..   | ..   | ..   | ..    |

#### PUBLIC FINANCE MANAGEMENT

|                                                                                 |              |      |      |      |     |     |      |      |     |    |    |      |    |
|---------------------------------------------------------------------------------|--------------|------|------|------|-----|-----|------|------|-----|----|----|------|----|
| Change in domestic revenue mobilisation as a percentage of GDP over three years | Baseline     | -1.4 | -0.2 | -1.1 | 0.9 | 0.7 | -3.5 | -3.9 | 0.5 | -  | -  | -1.5 | -  |
|                                                                                 | Latest value | ..   | ..   | ..   | ..  | ..  | ..   | ..   | ..  | .. | .. | ..   | .. |

#### EDUCATION

|                                               |        |              |             |             |             |             |              |             |             |             |             |             |              |   |
|-----------------------------------------------|--------|--------------|-------------|-------------|-------------|-------------|--------------|-------------|-------------|-------------|-------------|-------------|--------------|---|
| Primary Education Completion Rate (%)         | Female | Baseline     | 75.9        | 85.2        | 82.3        | -           | 98.5         | 64.8        | 64.3        | 92.3        | 76.4        | 93.9        | 100.0        | - |
|                                               |        | Latest value | 77.1        | 86.9        | 82.4        | 98.0        | 100.0        | 66.4        | 65.5        | 98.9        | 79.8        | 96.3        | 100.0        | - |
|                                               | Male   | Baseline     | 79.8        | 86.2        | 83.8        | -           | 97.1         | 71.3        | 70.8        | 90.3        | 84.6        | 90.0        | 100.0        | - |
|                                               |        | Latest value | 80.5        | 89.1        | 86.1        | 93.7        | 100.0        | 70.8        | 69.9        | 97.3        | 87.9        | 90.2        | 100.0        | - |
|                                               | All    | Baseline     | <b>77.9</b> | <b>85.8</b> | <b>83.1</b> | -           | <b>97.8</b>  | <b>68.1</b> | <b>67.6</b> | <b>91.3</b> | <b>80.6</b> | <b>88.6</b> | <b>100.0</b> | - |
|                                               |        | Latest value | <b>78.8</b> | <b>88.1</b> | <b>84.3</b> | <b>95.8</b> | <b>100.0</b> | <b>68.6</b> | <b>67.7</b> | <b>98.1</b> | <b>84.0</b> | <b>87.1</b> | <b>100.0</b> | - |
| Lower Secondary Education Completion Rate (%) | Female | Baseline     | 53.6        | 64.4        | 62.1        | -           | 76.3         | 30.3        | 29.0        | 82.1        | 64.0        | 90.5        | 81.6         | - |
|                                               |        | Latest value | 56.9        | 70.6        | 67.2        | 80.9        | 86.7         | 35.0        | 33.8        | 67.4        | 67.7        | 90.5        | 81.9         | - |
|                                               | Male   | Baseline     | 55.5        | 63.2        | 61.7        | -           | 71.3         | 37.3        | 36.3        | 74.8        | 67.9        | 83.4        | 78.2         | - |

|                                                                                                  |              |              |             |             |             |             |             |             |             |             |             |             |             |   |
|--------------------------------------------------------------------------------------------------|--------------|--------------|-------------|-------------|-------------|-------------|-------------|-------------|-------------|-------------|-------------|-------------|-------------|---|
|                                                                                                  | All          | Latest value | 58.3        | 69.1        | 66.9        | 70.8        | 80.6        | 40.7        | 39.8        | 60.4        | 71.1        | 83.4        | 76.4        | - |
|                                                                                                  |              | Baseline     | <b>54.5</b> | <b>63.8</b> | <b>61.9</b> | -           | <b>73.7</b> | <b>33.8</b> | <b>32.6</b> | <b>78.4</b> | <b>66.0</b> | <b>86.9</b> | <b>79.9</b> | - |
|                                                                                                  |              | Latest value | <b>57.6</b> | <b>69.8</b> | <b>67.0</b> | <b>75.7</b> | <b>83.6</b> | <b>37.9</b> | <b>36.8</b> | <b>63.8</b> | <b>69.4</b> | <b>86.5</b> | <b>79.1</b> | - |
| Literacy rate of 15-24 year-olds (%)                                                             | Female       | Baseline     | 77.1        | 84.9        | 81.5        | 99.3        | 97.4        | 63.2        | 62.2        | 86.8        | 77.5        | 99.7        | 90.5        | - |
|                                                                                                  |              | Latest value | 77.0        | 85.0        | 81.7        | 99.3        | 97.4        | 63.0        | 62.1        | 86.8        | 77.5        | 99.7        | 90.4        | - |
|                                                                                                  | Male         | Baseline     | 84.2        | 88.8        | 86.5        | 98.5        | 97.3        | 74.8        | 74.5        | 87.3        | 70.5        | 99.4        | 95.2        | - |
|                                                                                                  |              | Latest value | 84.1        | 88.8        | 86.6        | 98.5        | 97.3        | 74.7        | 74.4        | 87.3        | 70.4        | 99.4        | 95.1        | - |
|                                                                                                  | All          | Baseline     | <b>80.6</b> | <b>86.8</b> | <b>84.0</b> | <b>98.9</b> | <b>97.3</b> | <b>68.8</b> | <b>68.1</b> | <b>87.0</b> | <b>74.0</b> | <b>99.5</b> | <b>92.9</b> | - |
|                                                                                                  |              | Latest value | <b>80.5</b> | <b>86.9</b> | <b>84.1</b> | <b>98.9</b> | <b>97.3</b> | <b>68.7</b> | <b>68.0</b> | <b>87.0</b> | <b>73.9</b> | <b>99.5</b> | <b>92.8</b> | - |
| <b>HEALTH</b>                                                                                    |              |              |             |             |             |             |             |             |             |             |             |             |             |   |
| Under-five mortality rate (per 1 000 live births)                                                | Baseline     | 69.9         | 47.8        | 52.8        | 43.9        | 21.7        | 92.7        | 93.8        | 46.2        | 54.2        | -           | 20.6        | -           |   |
|                                                                                                  | Latest value | ..           | ..          | ..          | ..          | ..          | ..          | ..          | ..          | ..          | ..          | ..          | ..          |   |
| Maternal mortality ratio (per 100 000 live births)                                               | Baseline     | 337.8        | 148.4       | 156.6       | 140.0       | 106.0       | 507.6       | 515.4       | 223.4       | 204.0       | -           | 56.9        | -           |   |
|                                                                                                  | Latest value | 355.5        | 152.8       | 163.8       | 138.0       | 88.8        | 546.6       | 555.8       | 210.9       | 189.9       | -           | 59.9        | -           |   |
| HIV prevalence among population aged 15-24 years (%)                                             | Female       | Baseline     |             |             |             |             |             |             |             |             |             |             |             |   |
|                                                                                                  |              | Latest value | 1.0         | 0.5         | 0.1         | 8.1         | 0.1         | 1.6         | 1.6         | 0.6         | 0.2         | -           | 0.0         | - |
|                                                                                                  | Male         | Baseline     |             |             |             |             |             |             |             |             |             |             |             |   |
|                                                                                                  |              | Latest value | 0.8         | 0.4         | 0.1         | 6.1         | 0.2         | 1.3         | 1.3         | 0.6         | 0.2         | -           | 0.0         | - |
|                                                                                                  | All          | Baseline     | <b>0.8</b>  | <b>0.6</b>  | 0.1         | 8.6         | 0.2         | 1.2         | 1.2         | 0.5         | 0.1         | -           | 0.1         | - |
|                                                                                                  |              | Latest value | <b>0.8</b>  | <b>0.4</b>  | <b>0.1</b>  | <b>6.1</b>  | <b>0.2</b>  | <b>1.3</b>  | <b>1.3</b>  | <b>0.6</b>  | <b>0.2</b>  | -           | <b>0.0</b>  | - |
| <b>NATURAL RESOURCES, ENVIRONMENT AND CLIMATE CHANGE</b>                                         |              |              |             |             |             |             |             |             |             |             |             |             |             |   |
| Number of deaths per 100 000 from climate-related and natural disasters (average over ten years) | Baseline     | 2.3          | 1.8         | 2.3         | 0.1         | 0.6         | 3.6         | 0.5         | 90.1        | 0.8         | 0.4         | 0.1         | -           |   |
|                                                                                                  | Latest value | 2.1          | 1.4         | 1.7         | 0.1         | 0.6         | 3.4         | 0.7         | 86.9        | 0.9         | 0.3         | 0.1         | -           |   |
| CO2 equivalent emission (kilo tons)                                                              | Baseline     | 2 948 725    | 1 506 941   | 880 536     | 385 209     | 241 196     | 362 742     | 268 789     | 80 559      | 9 211       | 4 183       | 1 079 041   | 2           |   |
|                                                                                                  | Latest value | 2 995 969    | 1 590 081   | 942 208     | 392 719     | 255 155     | 375 596     | 279 911     | 81 638      | 9 656       | 4 391       | 1 030 289   | 2           |   |
| Proportion of population using an improved drinking water source (%)                             | Baseline     | 78.4         | 87.5        | 86.6        | 95.0        | 89.9        | 63.0        | 62.6        | 77.5        | 54.1        | 98.0        | 92.7        | 100.0       |   |
|                                                                                                  | Latest value | 79.1         | 87.8        | 86.9        | 93          | 90.5        | 65.7        | 65.4        | 77.5        | 54.2        | 98.4        | 92.8        | 100.0       |   |
| Proportion of population using an                                                                | Baseline     | 54.4         | 65.6        | 62.9        | 74.0        | 76.1        | 28.4        | 27.2        | 61.1        | 31.5        | 97.4        | 92.4        | 100.0       |   |

|                                                                                           |                         |      |                          |      |       |      |       |                                 |      |      |      |        |       |  |
|-------------------------------------------------------------------------------------------|-------------------------|------|--------------------------|------|-------|------|-------|---------------------------------|------|------|------|--------|-------|--|
| improved sanitation facility (%)                                                          | Latest value            | 55.3 | 69.6                     | 68.3 | 66.0  | 77.2 | 28.9  | 27.7                            | 63.3 | 31.8 | 98.2 | 91.4   | 100.0 |  |
| Rate of net forest cover change, since 2000 (%)                                           | Baseline                | -4.0 | -5.3                     | -5.6 | -14.0 | -5.0 | -3.2  | -3.4                            | -1.5 | -1.6 | -1.0 | -4.1   | -     |  |
|                                                                                           | Latest value            | -4.5 | -5.8                     | -6.4 | -15.0 | -5.4 | -3.8  | -4                              | -1.7 | -1.9 | -1.1 | -4.4   | -     |  |
| State of global biodiversity<br>Number of global species<br>Percentage change (1970-2010) | Baseline                |      | Number of global species |      |       |      | 3 038 | Global percent change 1970-2010 |      |      |      | -52.0% |       |  |
|                                                                                           | Latest value            |      | Number of global species |      |       |      | ..    | Global percent change 1970-2010 |      |      |      | ..     |       |  |
| <b>TRANSPORT</b>                                                                          |                         |      |                          |      |       |      |       |                                 |      |      |      |        |       |  |
| Road density (km. of road per 100 sq. km of land area)                                    | Baseline                | 12.0 | 18.4                     | 19.7 | 30.0  | 13.3 | 8.3   | 8.2                             | 14.3 | 5.6  | 32.2 | 11.7   | -     |  |
|                                                                                           | Latest value            | 12.5 | 19.3                     | 20.8 | 29.9  | 14   | 8.6   | 8.5                             | 12.9 | 5.6  | 35.2 | 11.8   | -     |  |
| <b>EMPLOYMENT AND SOCIAL PROTECTION</b>                                                   |                         |      |                          |      |       |      |       |                                 |      |      |      |        |       |  |
| Proportion of employed people living below the international poverty line (%)             | Baseline (USD 1.25)     | 29.7 | 20.7                     | 24.7 | 6.3   | 6.5  | 50.6  | 51.6                            | 20.3 | 18.1 | -    | 1.0    | -     |  |
|                                                                                           | Latest value (USD 1.90) | 29.3 | 23.8                     | 29.1 | 6.3   | 5.2  | 43    | 43.9                            | 21.1 | 34.4 | -    | 4.9    | -     |  |
| Share of older persons receiving pensions (%)                                             | Baseline                | 38.2 | 34.4                     | 28.8 | 92.6  | 32.8 | 12.6  | 11.2                            | 27.9 | 15.2 | 79.3 | 66.9   | -     |  |
|                                                                                           | Latest value            | ..   | ..                       | ..   | ..    | ..   | ..    | ..                              | ..   | ..   | ..   | ..     | ..    |  |
| <b>TRADE AND PRIVATE SECTOR DEVELOPMENT</b>                                               |                         |      |                          |      |       |      |       |                                 |      |      |      |        |       |  |
| Average Global Competitiveness score (range 1-7)                                          | Baseline                | 3.7  | 3.9                      | 3.8  | 4.4   | 3.9  | 3.6   | 3.5                             | 3.8  | 3.2  | -    | 4.1    | -     |  |
|                                                                                           | Latest value            | 3.8  | 3.9                      | 3.9  | 4.4   | 3.9  | 3.6   | 3.6                             | 3.7  | -    | -    | 4.1    | -     |  |
| Exports of goods and services as percentage of GDP                                        | Baseline                | 31.9 | 30.0                     | 33.9 | 31.0  | 23.8 | 29.1  | 28.1                            | 35.6 | 53.3 | 33.1 | 37.8   | -     |  |
|                                                                                           | Latest value            | 30.1 | 29.5                     | 33.2 | 31.3  | 23.1 | 27.6  | 26.7                            | 32.6 | 51.8 | 40.1 | 33.7   | -     |  |
| <b>GENDER EQUALITY AND WOMEN'S EMPOWERMENT</b>                                            |                         |      |                          |      |       |      |       |                                 |      |      |      |        |       |  |
| Proportion of seats held by women in national parliaments (%)                             | Baseline                | 19.2 | 20.1                     | 17.9 | 44.8  | 23.0 | 19.9  | 20.3                            | 13.9 | 6.9  | -    | 13.6   | -     |  |
|                                                                                           | Latest value            | 20.2 | 22.6                     | 20.5 | 41.5  | 27.2 | 19.6  | 19.9                            | 13.8 | 7.4  | -    | 13.9   | -     |  |
| Percentage of women aged 20-24 years old who were married before their 18th birthday      | Baseline                | 29.5 | 27.0                     | 28.9 | 5.6   | 25.0 | 38.6  | 39.3                            | 23.7 | 21.2 | -    | 11.7   | -     |  |
|                                                                                           | Latest value            | 30.5 | 28.4                     | 28.9 | N/A   | 25.7 | 38.7  | 39.4                            | 23.4 | 20.9 | -    | 11     | -     |  |

### Annex 5: Development progress - Countries grouped by Instrument (Country List)

| DCI Asia and Middle East | DCI Africa   | DCI Latin America | EDF Africa                   | EDF Caribbean                    | EDF Pacific      | EDF OCT                                          | ENI        | Greenland Instrument |
|--------------------------|--------------|-------------------|------------------------------|----------------------------------|------------------|--------------------------------------------------|------------|----------------------|
| Afghanistan              | South Africa | Bolivia           | Angola                       | Antigua and Barbuda              | Cook Islands     | Anguilla                                         | Armenia    | Greenland            |
| Bangladesh               |              | Colombia          | Benin                        | Bahamas                          | Fiji             | Aruba                                            | Azerbaijan |                      |
| Bhutan                   |              | Cuba              | Botswana                     | Barbados                         | Kiribati         | Bermuda                                          | Belarus    |                      |
| Cambodia                 |              | Ecuador           | Burkina-Faso                 | Belize                           | Marshall Islands | Bonaire                                          | Egypt      |                      |
| Iraq                     |              | El Salvador       | Burundi                      | Dominica                         | Mirconesia       | British Antarctic Territory                      | Georgia    |                      |
| Kyrgyzstan               |              | Guatemala         | Cameroon                     | Dominican Republic               | Nauru            | British India Ocean Territory                    | Israel     |                      |
| Laos                     |              | Honduras          | Cape Verde                   | Grenada                          | Niue             | British Virgin Islands                           | Jordan     |                      |
| Mongolia                 |              | Nicaragua         | Central African Republic     | Guyana                           | Palau            | Cayman Islands                                   | Lebanon    |                      |
| Myanmar                  |              | Paraguay          | Chad                         | Haiti                            | Papua New Guinea | Curacao                                          | Libya      |                      |
| Nepal                    |              | Peru              | Comoros                      | Jamaica                          | Samoa            | Falkland Islands                                 | Moldova    |                      |
| Pakistan                 |              |                   | Congo                        | Saint Kitts and Nevis            | Solomon Islands  | French Polynesia                                 | Morocco    |                      |
| Philippines              |              |                   | Ivory Coast                  | Saint Lucia                      | East Timor       | French Southern and Antarctic Territories        | OPT        |                      |
| Sri Lanka                |              |                   | Democratic Republic of Congo | Saint Vincent and The Grenadines | Tonga            | Greenland                                        | Syria      |                      |
| Tajikistan               |              |                   | Djibouti                     | Suriname                         | Tuvalu           | Montserrat                                       | Tunisia    |                      |
| Turkmenistan             |              |                   | Equatorial Guinea            | Trinidad and Tobago              | Vanuatu          | New Caledonia and Dependencies                   | Ukraine    |                      |
| Uzbekistan               |              |                   | Eritrea                      |                                  |                  | Pitcairn                                         |            |                      |
| Vietnam                  |              |                   | Ethiopia                     |                                  |                  | Saba                                             |            |                      |
| Yemen                    |              |                   | Gabon                        |                                  |                  | Saint Barthelemy                                 |            |                      |
|                          |              |                   | Gambia                       |                                  |                  | Saint Helena, Ascension Island, Tristan da Cunha |            |                      |

|  |  |  |                          |  |  |                                             |  |  |
|--|--|--|--------------------------|--|--|---------------------------------------------|--|--|
|  |  |  | Ghana                    |  |  | Sint Eustatius                              |  |  |
|  |  |  | Guinea                   |  |  | Sint Maarten                                |  |  |
|  |  |  | Guinea Bissau            |  |  | South Georgia and South<br>Sandwich Islands |  |  |
|  |  |  | Kenya                    |  |  | St Pierre and Miquelon                      |  |  |
|  |  |  | Lesotho                  |  |  | Turks and Caicos                            |  |  |
|  |  |  | Liberia                  |  |  | Wallis and Futuna Islands                   |  |  |
|  |  |  | Madagascar               |  |  |                                             |  |  |
|  |  |  | Malawi                   |  |  |                                             |  |  |
|  |  |  | Mali                     |  |  |                                             |  |  |
|  |  |  | Mauritana                |  |  |                                             |  |  |
|  |  |  | Mauritius                |  |  |                                             |  |  |
|  |  |  | Mozambique               |  |  |                                             |  |  |
|  |  |  | Namibia                  |  |  |                                             |  |  |
|  |  |  | Niger                    |  |  |                                             |  |  |
|  |  |  | Nigeria                  |  |  |                                             |  |  |
|  |  |  | Rwanda                   |  |  |                                             |  |  |
|  |  |  | Sao Tome and<br>Principe |  |  |                                             |  |  |
|  |  |  | Senegal                  |  |  |                                             |  |  |
|  |  |  | Seychelles               |  |  |                                             |  |  |
|  |  |  | Sierra Leone             |  |  |                                             |  |  |
|  |  |  | Somalia                  |  |  |                                             |  |  |
|  |  |  | Sudan                    |  |  |                                             |  |  |
|  |  |  | Swaziland                |  |  |                                             |  |  |

|  |  |  |          |  |  |  |  |  |
|--|--|--|----------|--|--|--|--|--|
|  |  |  | Tanzania |  |  |  |  |  |
|  |  |  | Togo     |  |  |  |  |  |
|  |  |  | Uganda   |  |  |  |  |  |
|  |  |  | Zambia   |  |  |  |  |  |
|  |  |  | Zimbabwe |  |  |  |  |  |

## Annex 6: Aggregated results achieved with EU support – results disaggregated by sex

| EU Results Framework indicator                                                                                                                                            | Total     | Value for women/<br>girls | Value for<br>men/boys | Not identified |
|---------------------------------------------------------------------------------------------------------------------------------------------------------------------------|-----------|---------------------------|-----------------------|----------------|
| Number of human rights defenders who have received EU support                                                                                                             | 87 000    | 8 100                     | 8 700                 | 71 000         |
| Number of elections supported by the EU where the electoral process is perceived by independent observers as free and fair                                                | 4         | Not applicable            | Not applicable        | Not applicable |
| Number of individuals directly benefitting from Justice, Rule of Law and Security Sector Reform programmes funded by EU external assistance programmes                    | 80 000    | 3 800                     | 6 100                 | 70 000         |
| Number of people directly benefitting from legal aid programmes supported by the EU                                                                                       | 78 000    | 6 800                     | 12 000                | 59 000         |
| Number of individuals directly benefitting from EU supported programmes that specifically aim to support civilian post-conflict peace building and/or conflict prevention | 404 000   | 26 000                    | 25 000                | 353 000        |
| Agricultural and pastoral ecosystems where sustainable land management practices have been introduced with EU support (number of hectares)                                | 184 000   | Not applicable            | Not applicable        | Not applicable |
| Number of people receiving rural advisory services with EU support                                                                                                        | 1 130 000 | 141 000                   | 322 000               | 668 000        |
| Number of women and men who have secure tenure of land with EU support                                                                                                    | 5 900     | -                         | -                     | 5 900          |
| Number of women of reproductive age and children under five benefitting from nutrition related programmes with EU support                                                 | 5 025 000 | 2 456 000                 | 9 700                 | 2 559 000      |

|                                                                                                                                 |             |                |                |                |
|---------------------------------------------------------------------------------------------------------------------------------|-------------|----------------|----------------|----------------|
| Number of food insecure people receiving assistance through social transfers supported by the EU                                | 1 858 000   | 275 000        | 240 000        | 1 344 000      |
| Kilometres of transmission /distribution lines built or upgraded with EU support                                                | 2 600       | Not applicable | Not applicable | Not applicable |
| Number of countries where overall public financial management has improved                                                      | 12          | Not applicable | Not applicable | Not applicable |
| Number of children enrolled in primary education with EU support                                                                | 10 635 000  | 5 183 000      | 5 355 000      | 96 000         |
| Number of children enrolled in secondary education with EU support                                                              | 7 603 000   | 3 737 000      | 3 862 000      | 3 900          |
| Number of teachers trained with EU support                                                                                      | 175 000     | 1 300          | 2 300          | 172 000        |
| Number of births attended by skilled health personnel with EU support                                                           | 8 104 000   | 8 104 000      | -              | -              |
| Number of one-year olds immunised with EU support                                                                               | 5 548 000   | 27 000         | -              | 5 521 000      |
| Number of women using any method of contraception with EU support                                                               | 13 238 000  | 13 238 000     | -              | -              |
| Number of people with advanced HIV infection receiving antiretroviral therapy with EU support                                   | 8 100 000   | -              | -              | 8 100 000      |
| Number of insecticide-treated bed-nets distributed with EU support                                                              | 204 000 000 | Not applicable | Not applicable | Not applicable |
| Number of countries/regions with climate change strategies (a) developed and/or (b) implemented with EU support                 | 12          | Not applicable | Not applicable | Not applicable |
| Number of hectares of protected areas managed with EU support                                                                   | 3 951 000   | Not applicable | Not applicable | Not applicable |
| Number of Micro, Small and Medium Enterprises (MSMEs) applying Sustainable Consumption and Production practices with EU support | 6 200       | Not applicable | Not applicable | Not applicable |
| Total length of road constructed /rehabilitated /maintained with EU support (kms)                                               | 27 000      | Not applicable | Not applicable | Not applicable |

|                                                                                                                             |           |                |                |                |
|-----------------------------------------------------------------------------------------------------------------------------|-----------|----------------|----------------|----------------|
| Number of people with access to all season roads with EU support                                                            | 8 905 000 | -              | -              | 8 905 000      |
| Number of people who have benefitted from VET/ skills development and other active labour market programmes with EU support | 195 000   | 90 000         | 11 000         | 94 000         |
| Number of countries whose capacity to trade across borders has improved with EU support                                     | 9         | Not applicable | Not applicable | Not applicable |
| Number of firms with access to credit with EU support                                                                       | 10 000    | Not applicable | Not applicable | Not applicable |
| Number of quality certifications issued with EU support                                                                     | 80        | Not applicable | Not applicable | Not applicable |
| Number of countries where the business environment has improved with EU support                                             | 7         | Not applicable | Not applicable | Not applicable |

## Annex 7: Aggregated results achieved with EU support – results by country, region and thematic programmes

| EU Result Framework indicator                                                                                                                                 | Results                                                      |
|---------------------------------------------------------------------------------------------------------------------------------------------------------------|--------------------------------------------------------------|
| <b>Number of human rights defenders who have received EU support</b>                                                                                          | Breakdown not provided due to sensitivities at country level |
| <b>TOTAL</b>                                                                                                                                                  | <b>87 000</b>                                                |
| <b>Number of elections supported by the EU where the electoral process is perceived by independent observers as free and fair</b>                             |                                                              |
| El Salvador                                                                                                                                                   | 1                                                            |
| Jordan                                                                                                                                                        | 1                                                            |
| Mauritius                                                                                                                                                     | 1                                                            |
| Somalia                                                                                                                                                       | 1                                                            |
| <b>TOTAL</b>                                                                                                                                                  | <b>4</b>                                                     |
| <b>Number of individuals directly benefitting from Justice, Rule of Law and Security Sector Reform programmes funded by EU external assistance programmes</b> |                                                              |
| Afghanistan                                                                                                                                                   | 7 400                                                        |
| Azerbaijan                                                                                                                                                    | 250                                                          |
| Cape Verde                                                                                                                                                    | 1 100                                                        |
| Chad                                                                                                                                                          | 1 800                                                        |
| China                                                                                                                                                         | 370                                                          |
| Colombia                                                                                                                                                      | 1 500                                                        |
| Human Rights, Gender and Democratic Governance thematic unit                                                                                                  | 3 100                                                        |
| Migration, Employment and Inequalities thematic unit                                                                                                          | 1 700                                                        |
| Stability, Security, Development and Nuclear Safety thematic unit                                                                                             | 600                                                          |
| Ethiopia                                                                                                                                                      | 910                                                          |
| Georgia                                                                                                                                                       | 5 800                                                        |

|                                                                                                                                                                                  |               |
|----------------------------------------------------------------------------------------------------------------------------------------------------------------------------------|---------------|
| Haiti                                                                                                                                                                            | 45 000        |
| Honduras                                                                                                                                                                         | 770           |
| Kyrgyzstan                                                                                                                                                                       | 750           |
| Lebanon                                                                                                                                                                          | 240           |
| Lesotho                                                                                                                                                                          | 140           |
| Neighbourhood South regional unit                                                                                                                                                | 1 000         |
| Nicaragua                                                                                                                                                                        | 3 900         |
| Ukraine                                                                                                                                                                          | 2 800         |
| Yemen                                                                                                                                                                            | 780           |
| Zimbabwe                                                                                                                                                                         | 230           |
| <b>TOTAL</b>                                                                                                                                                                     | <b>80 000</b> |
| <b>Number of people directly benefitting from legal aid programmes supported by the EU</b>                                                                                       |               |
| Afghanistan                                                                                                                                                                      | 26            |
| Cape Verde                                                                                                                                                                       | 100           |
| Colombia                                                                                                                                                                         | 7 600         |
| Human Rights, Gender and Democratic Governance thematic unit                                                                                                                     | 2 000         |
| Migration, Employment and Inequalities thematic unit                                                                                                                             | 13 000        |
| Dominican Republic                                                                                                                                                               | 47 000        |
| Kenya                                                                                                                                                                            | 30            |
| Kyrgyzstan                                                                                                                                                                       | 5 500         |
| Neighbourhood south regional unit                                                                                                                                                | 550           |
| Pakistan                                                                                                                                                                         | 280           |
| Russia                                                                                                                                                                           | 34            |
| Yemen                                                                                                                                                                            | 2 100         |
| <b>TOTAL</b>                                                                                                                                                                     | <b>78 000</b> |
| <b>Number of individuals directly benefitting from EU supported programmes that specifically aim to support civilian post-conflict peace building and/or conflict prevention</b> |               |
| Cambodia                                                                                                                                                                         | 120 000       |
| Colombia                                                                                                                                                                         | 42 000        |
| Honduras                                                                                                                                                                         | 4 000         |
| Lebanon                                                                                                                                                                          | 185 000       |
| Neighbourhood south regional unit                                                                                                                                                | 50 000        |
| Senegal                                                                                                                                                                          | 200           |
| Syria                                                                                                                                                                            | 510           |

|                                                                                                                                                   |                |
|---------------------------------------------------------------------------------------------------------------------------------------------------|----------------|
| Timor Leste                                                                                                                                       | 2 400          |
| <b>TOTAL</b>                                                                                                                                      | <b>404 000</b> |
| <b>Agricultural and pastoral ecosystems where sustainable land management practices have been introduced with EU support (number of hectares)</b> |                |
| Afghanistan                                                                                                                                       | 5 500          |
| Bolivia                                                                                                                                           | 90 000         |
| Brazil                                                                                                                                            | 30             |
| Burundi                                                                                                                                           | 380            |
| Colombia                                                                                                                                          | 44 000         |
| Congo (Democratic Republic of the)                                                                                                                | 20             |
| Cuba                                                                                                                                              | 9 200          |
| Environment, Ecosystems, Biodiversity and Wildlife thematic unit                                                                                  | 850            |
| Central Asia, Middle East/Gulf and Pacific regional unit                                                                                          | 290            |
| Dominican Republic                                                                                                                                | 420            |
| Gabon                                                                                                                                             | 9              |
| Georgia                                                                                                                                           | 450            |
| Ghana                                                                                                                                             | 290            |
| Jamaica                                                                                                                                           | 110            |
| Kenya                                                                                                                                             | 22 000         |
| Liberia                                                                                                                                           | 410            |
| Malawi                                                                                                                                            | 580            |
| Nicaragua                                                                                                                                         | 610            |
| Philippines                                                                                                                                       | 2 800          |
| Sri Lanka                                                                                                                                         | 2 000          |
| Sudan                                                                                                                                             | 3 200          |
| Timor Leste                                                                                                                                       | 820            |
| <b>TOTAL</b>                                                                                                                                      | <b>184 000</b> |
| <b>Number of people receiving rural advisory services with EU support</b>                                                                         |                |
| Angola                                                                                                                                            | 290            |
| Bangladesh                                                                                                                                        | 88 000         |
| Brazil                                                                                                                                            | 1 100          |
| Burkina Faso                                                                                                                                      | 5 500          |
| Burundi                                                                                                                                           | 2 200          |
| Cambodia                                                                                                                                          | 52 000         |
| Cameroon                                                                                                                                          | 20 000         |

|                                                                               |                  |
|-------------------------------------------------------------------------------|------------------|
| Central African Republic                                                      | 900              |
| Chad                                                                          | 1 200            |
| Colombia                                                                      | 5 000            |
| Congo (Democratic Republic of the)                                            | 11 000           |
| Cuba                                                                          | 3 500            |
| Rural Development, Food Security and Nutrition thematic unit                  | 66 000           |
| Central Asia, Middle East/Gulf and Pacific regional unit                      | 1 500            |
| Dominican Republic                                                            | 2 700            |
| Ethiopia                                                                      | 10 000           |
| Fiji                                                                          | 3 600            |
| Gabon                                                                         | 1 300            |
| Georgia                                                                       | 350              |
| Ghana                                                                         | 5 900            |
| Guatemala                                                                     | 2 700            |
| Haiti                                                                         | 260              |
| India                                                                         | 355 000          |
| Kenya                                                                         | 53 000           |
| Liberia                                                                       | 2 800            |
| Morocco                                                                       | 175 000          |
| Myanmar                                                                       | 6 400            |
| Nepal                                                                         | 21 000           |
| Nicaragua                                                                     | 17 000           |
| Paraguay                                                                      | 37 000           |
| Philippines                                                                   | 62 000           |
| Somalia                                                                       | 6 700            |
| South Sudan                                                                   | 6 300            |
| Sri Lanka                                                                     | 17 000           |
| Sudan                                                                         | 4 200            |
| Timor Leste                                                                   | 770              |
| Vietnam                                                                       | 65               |
| Zimbabwe                                                                      | 81 000           |
| <b>TOTAL</b>                                                                  | <b>1 130 000</b> |
| <b>Number of women and men who have secure tenure of land with EU support</b> |                  |
| Burundi                                                                       | 2 200            |
| Sri Lanka                                                                     | 3 800            |

|                                                                                                                                 |                  |
|---------------------------------------------------------------------------------------------------------------------------------|------------------|
| <b>TOTAL</b>                                                                                                                    | <b>5 900</b>     |
| <b>Number of women of reproductive age and children under five benefiting from nutrition related programmes with EU support</b> |                  |
| Bangladesh                                                                                                                      | 29 000           |
| Brazil                                                                                                                          | 57 000           |
| Cambodia                                                                                                                        | 5 600            |
| Central Asia, Middle East/Gulf and Pacific regional unit                                                                        | 8 100            |
| Guatemala                                                                                                                       | 3 186 000        |
| Guinea (Conakry)                                                                                                                | 1 049 000        |
| Malawi                                                                                                                          | 3 100            |
| Nepal                                                                                                                           | 12 000           |
| Peru                                                                                                                            | 673 000          |
| Sri Lanka                                                                                                                       | 1 200            |
| Sudan                                                                                                                           | 100              |
| <b>TOTAL</b>                                                                                                                    | <b>5 025 000</b> |
| <b>Number of food insecure people receiving assistance through social transfers supported by the EU</b>                         |                  |
| Bangladesh                                                                                                                      | 295 000          |
| Guinea (Conakry)                                                                                                                | 38 000           |
| Liberia                                                                                                                         | 22 000           |
| Madagascar                                                                                                                      | 220 000          |
| Malawi                                                                                                                          | 307 000          |
| South Sudan                                                                                                                     | 4 200            |
| West Bank and Gaza Strip                                                                                                        | 294 000          |
| Zambia                                                                                                                          | 416 000          |
| Zimbabwe                                                                                                                        | 261 000          |
| <b>TOTAL</b>                                                                                                                    | <b>1 858 000</b> |
| <b>Kilometres of transmission /distribution lines built or upgraded with EU support</b>                                         |                  |
| Benin                                                                                                                           | 1 200            |
| Burkina Faso                                                                                                                    | 99               |
| Central African Republic                                                                                                        | 680              |
| Madagascar                                                                                                                      | 38               |
| Mauritania                                                                                                                      | 430              |
| Mozambique                                                                                                                      | 95               |
| <b>TOTAL</b>                                                                                                                    | <b>2 600</b>     |
| <b>Number of countries where overall public financial management has improved</b>                                               |                  |

|                                                                           |                   |
|---------------------------------------------------------------------------|-------------------|
| Armenia                                                                   | 1                 |
| Botswana                                                                  | 1                 |
| Burkina Faso                                                              | 1                 |
| Ethiopia                                                                  | 1                 |
| Georgia                                                                   | 1                 |
| Guatemala                                                                 | 1                 |
| Honduras                                                                  | 1                 |
| Kyrgyz Republic                                                           | 1                 |
| Nepal                                                                     | 1                 |
| Niger                                                                     | 1                 |
| Samoa                                                                     | 1                 |
| Tanzania                                                                  | 1                 |
| <b>TOTAL</b>                                                              | <b>12</b>         |
| <b>Number of children enrolled in primary education with EU support</b>   |                   |
| Bangladesh                                                                | 23 000            |
| Migration, Employment and Inequalities thematic unit                      | 40 000            |
| Egypt                                                                     | 7 357 000         |
| Jordan                                                                    | 44 000            |
| Kyrgyzstan                                                                | 65                |
| Lebanon                                                                   | 3 500             |
| Liberia                                                                   | 4 800             |
| Mauritania                                                                | 1 800             |
| Nicaragua                                                                 | 3 100             |
| Pakistan                                                                  | 850               |
| Syria                                                                     | 4 400             |
| Tanzania                                                                  | 17 000            |
| Zambia                                                                    | 3 135 000         |
| <b>TOTAL</b>                                                              | <b>10 635 000</b> |
| <b>Number of children enrolled in secondary education with EU support</b> |                   |
| Migration, Employment and Inequalities thematic unit                      | 2 100             |
| Continental Latin America and Caribbean regional unit                     | 1 300             |
| Egypt                                                                     | 7 403 000         |
| Liberia                                                                   | 450               |
| Paraguay                                                                  | 196 000           |
| <b>TOTAL</b>                                                              | <b>7 603 000</b>  |

|                                                                              |                  |
|------------------------------------------------------------------------------|------------------|
| <b>Number of teachers trained with EU support</b>                            |                  |
| Bangladesh                                                                   | 3 600            |
| Barbados                                                                     | 30               |
| Colombia                                                                     | 137 000          |
| India                                                                        | 96               |
| Morocco                                                                      | 11 000           |
| Myanmar                                                                      | 370              |
| South Africa                                                                 | 22 000           |
| Sri Lanka                                                                    | 12               |
| Thailand                                                                     | 1 500            |
| Togo                                                                         | 520              |
| <b>TOTAL</b>                                                                 | <b>175 000</b>   |
| <b>Number of births attended by skilled health personnel with EU support</b> |                  |
| Afghanistan                                                                  | 14 000           |
| Angola                                                                       | 2 800            |
| Chad                                                                         | 11 000           |
| Guinea-Bissau                                                                | 6 900            |
| Honduras                                                                     | 21 000           |
| Laos                                                                         | 3 000            |
| Morocco                                                                      | 376 000          |
| Mozambique                                                                   | 1 560 000        |
| Myanmar                                                                      | 740              |
| Niger                                                                        | 438 000          |
| Philippines                                                                  | 4 768 000        |
| Sierra Leone                                                                 | 5 100            |
| Somalia                                                                      | 42 000           |
| Sudan                                                                        | 1 900            |
| Zimbabwe                                                                     | 853 000          |
| <b>TOTAL</b>                                                                 | <b>8 104 000</b> |
| <b>Number of one-year olds immunised with EU support</b>                     |                  |
| Afghanistan                                                                  | 102 000          |
| Angola                                                                       | 13 000           |
| Chad                                                                         | 27 000           |
| Philippines                                                                  | 5 402 000        |
| Sierra Leone                                                                 | 1 500            |

|                                                                                                                        |                    |
|------------------------------------------------------------------------------------------------------------------------|--------------------|
| Sudan                                                                                                                  | 2 400              |
| <b>TOTAL</b>                                                                                                           | <b>5 548 000</b>   |
| <b>Number of women using any method of contraception with EU support</b>                                               |                    |
| Afghanistan                                                                                                            | 38 000             |
| Philippines                                                                                                            | 13 200 000         |
| <b>TOTAL</b>                                                                                                           | <b>13 238 000</b>  |
| <b>Number of people with advanced HIV infection receiving antiretroviral therapy with EU support</b>                   |                    |
| Cross-Africa regional unit                                                                                             | 8 100 000          |
| <b>TOTAL</b>                                                                                                           | <b>8 100 000</b>   |
| <b>Number of insecticide-treated bed-nets distributed with EU support</b>                                              |                    |
| Cross-Africa regional unit                                                                                             | 204 000 000        |
| <b>TOTAL</b>                                                                                                           | <b>204 000 000</b> |
| <b>Number of countries/regions with climate change strategies (a) developed and/or (b) implemented with EU support</b> |                    |
| Belize                                                                                                                 | 1                  |
| Chile                                                                                                                  | 1                  |
| Cuba                                                                                                                   | 1                  |
| Dominican Republic                                                                                                     | 1                  |
| Ecuador                                                                                                                | 1                  |
| Haiti                                                                                                                  | 1                  |
| Honduras                                                                                                               | 1                  |
| Moldova                                                                                                                | 1                  |
| Nicaragua                                                                                                              | 1                  |
| Peru                                                                                                                   | 1                  |
| Ukraine                                                                                                                | 1                  |
| Zambia                                                                                                                 | 1                  |
| <b>TOTAL</b>                                                                                                           | <b>12</b>          |
| <b>Number of hectares of protected areas managed with EU support</b>                                                   |                    |
| Bangladesh                                                                                                             | 1 000 000          |
| Belarus                                                                                                                | 23 000             |
| Cambodia                                                                                                               | 300 000            |
| Colombia                                                                                                               | 17 000             |
| Dominican Republic                                                                                                     | 2 081 000          |
| Ethiopia                                                                                                               | 259 000            |
| Jamaica                                                                                                                | 86                 |
| Kenya                                                                                                                  | 310                |

|                                                                                                                                        |                  |
|----------------------------------------------------------------------------------------------------------------------------------------|------------------|
| Nicaragua                                                                                                                              | 1 200            |
| Vietnam                                                                                                                                | 255 000          |
| Zimbabwe                                                                                                                               | 15 000           |
| <b>TOTAL</b>                                                                                                                           | <b>3 951 000</b> |
| <b>Number of Micro, Small and Medium Enterprises (MSMEs) applying Sustainable Consumption and Production practices with EU support</b> |                  |
| Bangladesh                                                                                                                             | 160              |
| China                                                                                                                                  | 4 200            |
| Colombia                                                                                                                               | 120              |
| Environment, Ecosystems, Biodiversity and Wildlife thematic unit                                                                       | 43               |
| Ethiopia                                                                                                                               | 230              |
| Ghana                                                                                                                                  | 38               |
| Guatemala                                                                                                                              | 10               |
| Madagascar                                                                                                                             | 1                |
| Nepal                                                                                                                                  | 37               |
| Nicaragua                                                                                                                              | 7                |
| Peru                                                                                                                                   | 3                |
| Senegal                                                                                                                                | 870              |
| Thailand                                                                                                                               | 10               |
| Vietnam                                                                                                                                | 500              |
| <b>TOTAL</b>                                                                                                                           | <b>6 200</b>     |
| <b>Total length of road constructed /rehabilitated /maintained with EU support (kms)</b>                                               |                  |
| Barbados                                                                                                                               | 3                |
| Benin                                                                                                                                  | 12 000           |
| Cameroon                                                                                                                               | 260              |
| Congo (Democratic Republic of the)                                                                                                     | 140              |
| Jamaica                                                                                                                                | 100              |
| Lebanon                                                                                                                                | 5                |
| Liberia                                                                                                                                | 21               |
| Madagascar                                                                                                                             | 660              |
| Morocco                                                                                                                                | 13 000           |
| Philippines                                                                                                                            | 140              |
| Somalia                                                                                                                                | 96               |
| Sri Lanka                                                                                                                              | 64               |
| Swaziland                                                                                                                              | 20               |
| <b>TOTAL</b>                                                                                                                           | <b>27 000</b>    |

|                                                                                                                                    |                  |
|------------------------------------------------------------------------------------------------------------------------------------|------------------|
| <b>Number of people with access to all season roads with EU support</b>                                                            |                  |
| Barbados                                                                                                                           | 7,100            |
| Benin                                                                                                                              | 4,857,000        |
| Cameroon                                                                                                                           | 49,000           |
| Congo (Democratic Republic of the)                                                                                                 | 181,000          |
| Jamaica                                                                                                                            | 6,200            |
| Lebanon                                                                                                                            | 8,900            |
| Liberia                                                                                                                            | 4,500            |
| Madagascar                                                                                                                         | 549,000          |
| Morocco                                                                                                                            | 2,885,000        |
| Philippines                                                                                                                        | 190,000          |
| Somalia                                                                                                                            | 73,000           |
| Sri Lanka                                                                                                                          | 85,000           |
| Swaziland                                                                                                                          | 9,900            |
| <b>TOTAL</b>                                                                                                                       | <b>3 448 000</b> |
| <b>Number of people who have benefitted from VET/ skills development and other active labour market programmes with EU support</b> |                  |
| Afghanistan                                                                                                                        | 3 400            |
| Argentina                                                                                                                          | 42               |
| Azerbaijan                                                                                                                         | 93               |
| Bangladesh                                                                                                                         | 79 000           |
| Barbados                                                                                                                           | 35               |
| Bolivia                                                                                                                            | 7 900            |
| Brazil                                                                                                                             | 620              |
| Burkina Faso                                                                                                                       | 630              |
| Burundi                                                                                                                            | 710              |
| Cambodia                                                                                                                           | 610              |
| Cameroon                                                                                                                           | 11               |
| Cape Verde                                                                                                                         | 340              |
| Central African Republic                                                                                                           | 20               |
| Chad                                                                                                                               | 2                |
| China                                                                                                                              | 830              |
| Congo (Democratic Republic of the)                                                                                                 | 32               |
| Migration, Employment and Inequalities thematic unit                                                                               | 190              |
| Continental Latin America and Caribbean regional unit                                                                              | 2 100            |
| Dominican Republic                                                                                                                 | 1 300            |

|                                                                                                |                |
|------------------------------------------------------------------------------------------------|----------------|
| Ethiopia                                                                                       | 2 200          |
| Fiji                                                                                           | 200            |
| Gabon                                                                                          | 110            |
| Guinea-Bissau                                                                                  | 28             |
| Haiti                                                                                          | 16             |
| Honduras                                                                                       | 1 500          |
| India                                                                                          | 55 000         |
| Kenya                                                                                          | 250            |
| Lebanon                                                                                        | 1 800          |
| Liberia                                                                                        | 5              |
| Mali                                                                                           | 2 000          |
| Mauritania                                                                                     | 240            |
| Nicaragua                                                                                      | 5 400          |
| Niger                                                                                          | 29             |
| Pakistan                                                                                       | 680            |
| Sierra Leone                                                                                   | 460            |
| Somalia                                                                                        | 3 300          |
| South Africa                                                                                   | 320            |
| Sri Lanka                                                                                      | 2 500          |
| Sudan                                                                                          | 55             |
| Togo                                                                                           | 450            |
| Tunisia                                                                                        | 22 000         |
| <b>TOTAL</b>                                                                                   | <b>195 000</b> |
| <b>Number of countries whose capacity to trade across borders has improved with EU support</b> |                |
| Armenia                                                                                        | 1              |
| Cambodia                                                                                       | 1              |
| El Salvador                                                                                    | 1              |
| Guatemala                                                                                      | 1              |
| Honduras                                                                                       | 1              |
| Morocco                                                                                        | 1              |
| Nicaragua                                                                                      | 1              |
| Panama                                                                                         | 1              |
| Tajikistan                                                                                     | 1              |
| <b>TOTAL</b>                                                                                   | <b>9</b>       |
| <b>Number of firms with access to credit with EU support</b>                                   |                |

|                                                                                        |               |
|----------------------------------------------------------------------------------------|---------------|
| Cambodia                                                                               | 2 300         |
| Colombia                                                                               | 630           |
| Fiji                                                                                   | 640           |
| Lebanon                                                                                | 18            |
| Morocco                                                                                | 6 600         |
| Nicaragua                                                                              | 50            |
| <b>TOTAL</b>                                                                           | <b>10 000</b> |
| <b>Number of quality certifications issued with EU support</b>                         |               |
| Cambodia                                                                               | 6             |
| Dominican Republic                                                                     | 19            |
| El Salvador                                                                            | 8             |
| Jordan                                                                                 | 1             |
| Liberia                                                                                | 1             |
| Morocco                                                                                | 1             |
| Nicaragua                                                                              | 14            |
| Senegal                                                                                | 18            |
| Zimbabwe                                                                               | 12            |
| <b>TOTAL</b>                                                                           | <b>80</b>     |
| <b>Number of countries where the business environment has improved with EU support</b> |               |
| Armenia                                                                                | 1             |
| Belarus                                                                                | 1             |
| Cambodia                                                                               | 1             |
| Ivory Coast                                                                            | 1             |
| Sierra Leone                                                                           | 1             |
| Tajikistan                                                                             | 1             |
| East Timor                                                                             | 1             |
| <b>TOTAL</b>                                                                           | <b>7</b>      |

**Annex 8: Aggregated results achieved with EU support – results broken down by OECD region**

| Name of EU Result Framework indicator                                                                                            | TOTAL  | Africa, North of Sahara | Africa, South of Sahara | America, North & Central | America, South | Asia, Far East | Asia, Middle East | Asia, South & Central | CEEC/NIS | Europe | More advanced developing countries | Results from cross-regional programmes | Oceania |
|----------------------------------------------------------------------------------------------------------------------------------|--------|-------------------------|-------------------------|--------------------------|----------------|----------------|-------------------|-----------------------|----------|--------|------------------------------------|----------------------------------------|---------|
| Number of human rights defenders who have received EU support                                                                    | 87000  | -                       | 1 000                   | -                        | -              | -              | -                 | 120                   | 300      | -      | -                                  | 86 000                                 | -       |
| Number of elections supported by the EU where the electoral process is perceived by independent observers as free and fair       | 4      | -                       | 2                       | 1                        | -              | -              | 1                 | -                     | -        | -      | -                                  | -                                      | -       |
| Number of individuals directly benefitting from Justice, Rule of Law and Security Sector Reform programmes funded by EU external | 80 000 | 50                      | 4 400                   | 50 000                   | 1 500          | 370            | 1 000             | 14 000                | -        | -      | -                                  | 9 300                                  | -       |

|                                                                                                                                                                                  |                  |         |           |           |         |         |         |         |    |   |   |        |       |
|----------------------------------------------------------------------------------------------------------------------------------------------------------------------------------|------------------|---------|-----------|-----------|---------|---------|---------|---------|----|---|---|--------|-------|
| <b>assistance programmes</b>                                                                                                                                                     |                  |         |           |           |         |         |         |         |    |   |   |        |       |
| <b>Number of people directly benefitting from legal aid programmes supported by the EU</b>                                                                                       | <b>78 000</b>    | 1 900   | 11 000    | 47 000    | 7 600   | -       | 2 100   | 5 800   | 34 | - | - | 2 700  | -     |
| <b>Number of individuals directly benefitting from EU supported programmes that specifically aim to support civilian post-conflict peace building and/or conflict prevention</b> | <b>404 000</b>   | 50 000  | 200       | 4 000     | 42 000  | 122 000 | 186 000 | -       | -  | - | - | -      | -     |
| <b>Agricultural and pastoral ecosystems where sustainable land management practices have been introduced with EU support (number of hectares)</b>                                | <b>184 000</b>   | -       | 26 000    | 9 900     | 134 000 | 3 100   | -       | 7 900   | -  | - | - | 2 100  | -     |
| <b>Number of people receiving rural advisory services with EU support</b>                                                                                                        | <b>1 130 000</b> | 175 000 | 204 000   | 21 000    | 43 000  | 106 000 | -       | 487 000 | -  | - | - | 90 000 | 3 600 |
| <b>Number of women and men who have secure tenure of land with EU support</b>                                                                                                    | <b>5 900</b>     | -       | 2 200     | -         | -       | -       | -       | 3 800   | -  | - | - | -      | -     |
| <b>Number of women of reproductive age and children under five benefiting from nutrition related</b>                                                                             | <b>5 025 000</b> | -       | 1 052 000 | 3 186 000 | 673 000 | 10 000  | -       | 43 000  | -  | - | - | 61 000 | -     |

|                                                                                         |                   |           |           |        |         |            |        |         |       |   |   |           |   |
|-----------------------------------------------------------------------------------------|-------------------|-----------|-----------|--------|---------|------------|--------|---------|-------|---|---|-----------|---|
| <b>programmes with EU support</b>                                                       |                   |           |           |        |         |            |        |         |       |   |   |           |   |
| <b>Kilometres of transmission /distribution lines built or upgraded with EU support</b> | <b>2 600</b>      | -         | 1 600     | -      | -       | -          | -      | -       | -     | - | - | 910       | - |
| <b>Number of countries where overall public financial management has improved</b>       | <b>12</b>         | -         | 5         |        | 2       | -          | -      | 4       | -     | - | - | -         | 1 |
| <b>Number of children enrolled in primary education with EU support</b>                 | <b>10 635 000</b> | 7 357 000 | 3 199 000 | 3 100  | -       | -          | 52 000 | 24 000  | -     | - | - | -         | - |
| <b>Number of children enrolled in secondary education with EU support</b>               | <b>7 603 000</b>  | 7 403 000 | 2 600     | -      | 196 000 | -          | -      | -       | 1 300 | - | - | -         | - |
| <b>Number of teachers trained with EU support</b>                                       | <b>175 000</b>    | 11 000    | 22 000    | 30     | 137 000 | 1 500      | -      | 4 100   | -     | - | - | 520       | - |
| <b>Number of births attended by skilled health personnel with EU support</b>            | <b>8 104 000</b>  | 376 000   | 2 921 000 | 21 000 | -       | 4 771 000  | -      | 15 000  | -     | - | - | -         | - |
| <b>Number of one-year olds immunised with EU support</b>                                | <b>5 548 000</b>  | -         | 44 000    | -      | -       | 5 402 000  | -      | 102 000 | -     | - | - | -         | - |
| <b>Number of women using any method of contraception with EU support</b>                | <b>13 238 000</b> | -         | -         | -      | -       | 13 200 000 | -      | 38 000  | -     | - | - | -         | - |
| <b>Number of people with advanced HIV infection receiving antiretroviral therapy</b>    | <b>8 100 000</b>  | -         | -         | -      | -       | -          | -      | -       | -     | - | - | 8 100 000 | - |

|                                                                                                                                        |                    |           |           |        |        |         |       |           |       |        |   |             |     |
|----------------------------------------------------------------------------------------------------------------------------------------|--------------------|-----------|-----------|--------|--------|---------|-------|-----------|-------|--------|---|-------------|-----|
| <b>with EU support</b>                                                                                                                 |                    |           |           |        |        |         |       |           |       |        |   |             |     |
| <b>Number of insecticide-treated bed-nets distributed with EU support</b>                                                              | <b>204 000 000</b> | -         | -         | -      | -      | -       | -     | -         | -     | -      | - | 204 000 000 | -   |
| <b>Number of countries/regions with climate change strategies (a) developed and/or (b) implemented with EU support</b>                 | <b>12</b>          | -         | 1         | 6      | 3      | -       | -     | -         | -     | 2      | - | -           | -   |
| <b>Number of hectares of protected areas managed with EU support</b>                                                                   | <b>3 951 000</b>   | -         | 274 000   | 1 200  | 17 000 | 300 000 | -     | 1 255 000 | -     | 23 000 | - | 2 081 000   | -   |
| <b>Number of Micro, Small and Medium Enterprises (MSMEs) applying Sustainable Consumption and Production practices with EU support</b> | <b>6 200</b>       | -         | 1 100     | 17     | 120    | 4 200   | -     | 700       | -     | -      | - | 33          | -   |
| <b>Total length of road constructed /rehabilitated /maintained with EU support (kms)</b>                                               | <b>27 000</b>      | 13 000    | 13 000    | 110    | -      | 140     | 5     | 64        | -     | -      | - | -           | -   |
| <b>Number of people with access to all season roads with EU support</b>                                                                | <b>8 905 000</b>   | 2 885 000 | 5 723 000 | 13 000 | -      | 190 000 | 8 900 | 85 000 -  | -     | -      | - | -           | -   |
| <b>Number of people who have benefitted from VET/ skills development and other active labour</b>                                       | <b>195 000</b>     | 22 000    | 7 300     | 8 200  | 8 500  | 610     | 1 800 | 139 000   | 2 100 | -      | - | 6 500       | 200 |

|                                                                                                |               |       |    |    |     |       |    |   |   |   |   |    |     |
|------------------------------------------------------------------------------------------------|---------------|-------|----|----|-----|-------|----|---|---|---|---|----|-----|
| <b>market programmes with EU support</b>                                                       |               |       |    |    |     |       |    |   |   |   |   |    |     |
| <b>Number of countries whose capacity to trade across borders has improved with EU support</b> | 9             | 1     | -  | 5  | -   | 1     | -  | 2 | - | - | - | -  | -   |
| <b>Number of firms with access to credit with EU support</b>                                   | <b>10 000</b> | 6 600 | -  | 50 | 630 | 2 300 | 18 | - | - | - | - | -  | 640 |
| <b>Number of quality certifications issued with EU support</b>                                 | 80            | 1     | 19 | 41 | -   | 6     | 1  | - | - | - | - | 12 | -   |
| <b>Number of countries where the business environment has improved with EU support</b>         | 7             | -     | 2  | -  | -   | 2     | -  | 2 | - | 1 | - | -  | -   |

**Annex 9: Aggregated results achieved with EU support – results by funding instrument**

| <b>Name of EURF indicator</b>                                                                                                     | <b>TOTAL</b>  | <b>DCI ASIA, Central Asia, Middle East</b> | <b>DCI Africa</b> | <b>DCI Latin America</b> | <b>EDF Africa</b> | <b>EDF Caribbean</b> | <b>EDF Pacific</b> | <b>EDF-OCT*</b> | <b>ENI</b> | <b>Greenland Instrument</b> | <b>Results from cross-regional/thematic programmes</b> |
|-----------------------------------------------------------------------------------------------------------------------------------|---------------|--------------------------------------------|-------------------|--------------------------|-------------------|----------------------|--------------------|-----------------|------------|-----------------------------|--------------------------------------------------------|
| <b>Number of human rights defenders who have received EU support</b>                                                              | <b>87 000</b> | 120                                        | 760               | 44 000                   | 1 000             | -                    | -                  | -               | 520        | -                           | 41 000                                                 |
| <b>Number of elections supported by the EU where the electoral process is perceived by independent observers as free and fair</b> | <b>4</b>      | -                                          | -                 | 1                        | 2                 | -                    | -                  | -               | 1          | -                           | -                                                      |

|                                                                                                                                                              |               |       |           |          |       |           |   |   |          |   |          |
|--------------------------------------------------------------------------------------------------------------------------------------------------------------|---------------|-------|-----------|----------|-------|-----------|---|---|----------|---|----------|
| <b>Number of individuals directly benefitting from Justice Rule of Law and Security Sector Reform programmes funded by EU external assistance programmes</b> | <b>80 000</b> | 9 300 | 230       | 6<br>100 | 4 200 | 45<br>000 | - | - | 9<br>700 | - | 5<br>500 |
| <b>Number of people directly benefitting from legal aid programmes supported by the EU</b>                                                                   | <b>78 000</b> | 7 900 | 11<br>000 | 7<br>600 | 130   | 47<br>000 | - | - | 2<br>000 | - | 2<br>700 |

|                                                                                                                                                                                  |                |         |        |         |       |     |       |   |         |   |       |
|----------------------------------------------------------------------------------------------------------------------------------------------------------------------------------|----------------|---------|--------|---------|-------|-----|-------|---|---------|---|-------|
| <b>Number of individuals directly benefitting from EU supported programmes that specifically aim to support civilian post-conflict peace building and/or conflict prevention</b> | <b>404 000</b> | 120 000 | -      | 46 000  | 200   | -   | 2 400 | - | 236 000 | - | -     |
| <b>Agricultural and pastoral ecosystems where sustainable land management practices have been introduced with EU support (number of hectares)</b>                                | <b>184 000</b> | 11 000  | 22 000 | 144 000 | 4 900 | 110 | -     | - | 450     | - | 2 100 |

|                                                                                                                              |                  |         |        |           |           |     |       |   |         |       |        |
|------------------------------------------------------------------------------------------------------------------------------|------------------|---------|--------|-----------|-----------|-----|-------|---|---------|-------|--------|
| <b>Number of people receiving rural advisory services with EU support</b>                                                    | <b>1 130 000</b> | 593 000 | 51 000 | 66 000    | 146 000   | 260 | 4 300 | - | 175 000 | 6 300 | 87 000 |
| <b>Number of women and men who have secure tenure of land with EU support</b>                                                | <b>5 900</b>     | 3 800   | -      | -         | 2 200     | -   | -     | - | -       | -     | -      |
| <b>Number of women of reproductive age and children under 5 benefiting from nutrition related programmes with EU support</b> | <b>5 025 000</b> | 53 000  | -      | 3 916 000 | 1 052 000 | -   | -     | - | -       | -     | 3 600  |

|                                                                                                         |                   |         |           |          |              |   |   |   |            |       |     |
|---------------------------------------------------------------------------------------------------------|-------------------|---------|-----------|----------|--------------|---|---|---|------------|-------|-----|
| <b>Number of food insecure people receiving assistance through social transfers supported by the EU</b> | <b>1 858 000</b>  | 295 000 | -         | -        | 1<br>265 000 | - | - | - | 294<br>000 | 4 200 | -   |
| <b>Kilometres of transmission /distribution lines built or upgraded with EU support</b>                 | <b>2 600</b>      | -       | -         | -        | 1 600        | - | - | - | -          | -     | 910 |
| <b>Number of countries where overall public financial management has improved</b>                       | <b>12</b>         | 2       | -         | 2        | 5            | - | 1 | - | 2          | -     | -   |
| <b>Number of children enrolled in primary education with EU support</b>                                 | <b>10 635 000</b> | 24 000  | 40<br>000 | 3<br>100 | 3<br>159 000 | - | - | - | 7 409 000  | -     | -   |

|                                                                              |                   |               |           |            |              |   |   |       |           |   |     |
|------------------------------------------------------------------------------|-------------------|---------------|-----------|------------|--------------|---|---|-------|-----------|---|-----|
| <b>Number of children enrolled in secondary education with EU support</b>    | <b>7 603 000</b>  | -             | 2<br>100  | 196<br>000 | 450          | - | - | 1 300 | 7 403 000 | - | -   |
| <b>Number of teachers trained with EU support</b>                            | <b>175 000</b>    | 5 700         | 22<br>000 | 137<br>000 | -            | - | - | 30    | 11 000    | - | 520 |
| <b>Number of births attended by skilled health personnel with EU support</b> | <b>8 104 000</b>  | 4<br>786 000  | -         | 21<br>000  | 2<br>921 000 | - | - | -     | 376 000   | - | -   |
| <b>Number of 1-year olds immunised with EU support</b>                       | <b>5 548 000</b>  | 5<br>504 000  | -         | -          | 44 000       | - | - | -     | -         | - | -   |
| <b>Number of women using any method of contraception with EU support</b>     | <b>13 238 000</b> | 13<br>238 000 | -         | -          | -            | - | - | -     | -         | - | -   |

|                                                                                                                        |                    |           |   |        |         |   |   |   |        |   |             |
|------------------------------------------------------------------------------------------------------------------------|--------------------|-----------|---|--------|---------|---|---|---|--------|---|-------------|
| <b>Number of people with advanced HIV infection receiving antiretroviral therapy with EU support</b>                   | <b>8 100 000</b>   | -         | - | -      | -       | - | - | - | -      | - | 8 100 000   |
| <b>Number of insecticide-treated bed-nets distributed with EU support</b>                                              | <b>204 000 000</b> | -         | - | -      | -       | - | - | - | -      | - | 204 000 000 |
| <b>Number of countries/regions with climate change strategies (a) developed and/or (b) implemented with EU support</b> | <b>12</b>          | -         | - | 6      | 1       | 3 | - | - | 2      | - | -           |
| <b>Number of hectares of protected areas managed with EU support</b>                                                   | <b>3 951 000</b>   | 1 555 000 | - | 18 000 | 274 000 | - | - | - | 23 000 | - | 2 081 000   |

|                                                                                                                                 |                  |         |     |     |              |        |   |   |           |   |    |
|---------------------------------------------------------------------------------------------------------------------------------|------------------|---------|-----|-----|--------------|--------|---|---|-----------|---|----|
| <b>Number of Micro and Medium Enterprises (MSMEs) applying Sustainable Consumption and Production practices with EU support</b> | <b>6 200</b>     | 4 900   | 910 | 140 | 240          | -      | - | - | -         | - | 33 |
| <b>Total length of road constructed /rehabilitated /maintained with EU support (kms)</b>                                        | <b>27 000</b>    | 210     | -   | -   | 13 000       | 110    | - | - | 13 000    | - | -  |
| <b>Number of people with access to all season roads with EU support</b>                                                         | <b>8 905 000</b> | 275 000 | -   | -   | 5<br>723 000 | 13 000 | - | - | 2 893 000 | - | -  |

|                                                                                                                                    |                |         |     |        |       |       |     |       |        |   |       |
|------------------------------------------------------------------------------------------------------------------------------------|----------------|---------|-----|--------|-------|-------|-----|-------|--------|---|-------|
| <b>Number of people who have benefitted from VET/ skills development and other active labour market programmes with EU support</b> | <b>195 000</b> | 139 000 | 780 | 15 000 | 6 500 | 1 300 | 200 | 2 100 | 24 000 | - | 6 500 |
| <b>Number of countries whose capacity to trade across borders has improved with EU support</b>                                     | <b>9</b>       | 2       | -   | 5      | -     | -     | -   | -     | 2      | - | -     |
| <b>Number of firms with access to credit with EU support</b>                                                                       | <b>10 000</b>  | 2 300   | -   | 680    | -     | -     | 640 | -     | 6 600  | - | -     |
| <b>Number of quality certifications issued with EU support</b>                                                                     | <b>80</b>      | 6       | -   | 24     | 17    | 19    | -   | -     | 2      | - | 12    |

|                                                                                        |   |   |   |   |   |   |   |   |   |   |   |
|----------------------------------------------------------------------------------------|---|---|---|---|---|---|---|---|---|---|---|
| <b>Number of countries where the business environment has improved with EU support</b> | 7 | 2 | - | - | 2 | - | 1 | - | 2 | - | - |
|----------------------------------------------------------------------------------------|---|---|---|---|---|---|---|---|---|---|---|

## **7. FINANCIAL ANNEXES**

### **7.1. Introduction to financial tables**

This Annual Report provides an overview of policies, objectives and achievements in 2015. The tables and graphs which follow present the main data on EU development assistance in 2015 by country, region, or sector and per source of funding, such as the different instruments of EU external assistance.

The geographic cooperation with the ACP countries, is based on the Partnership Agreement with the ACP signatory states and is mainly financed, South Africa excepted, from the European Development Fund (EDF) which is separate from the EU budget. External assistance for other geographic areas and the thematic programmes with worldwide coverage are financed from the general EU budget.

The Tables presented in this report have been reorganised and represented when compared to the Financial Annexes presented in previous Annual Reports. The relationship between the current structure of the Financial Annexes as presented in this report and those in previous Annual Reports is presented in Annex 7.20 and a list of abbreviations used in these annexes is given in Annex 7.21.

At the top of every table in the financial annexes, there is a small box that references the three most important financial dimensions of the report: whether the figures in the table are Commitments or Disbursements (C or D respectively); whether only Official Development Assistance (ODA) figures are included, or non-ODA figures are included as well (Y or N, depending); which of the EDF, the EuropeAid budget lines, and the non-EuropeAid budget lines (including Directorate-General for Neighbourhood and Enlargement Negotiations) are included (Y or N, depending).

Annex 7.1 shows the importance of external assistance in the overall expenditure of the European Commission. Defined as the resources used to foster programmes and projects outside the EU, external assistance accounted for 8 % of the total allocation in 2015 (general EU budget and EDF taken together).

The concept of Official Development Assistance ODA used throughout the tables and figures in these Annexes is that defined by the OECD's Development Assistance Committee (DAC). Not all EU external assistance can be reported as ODA. Whether an action, programme or project is classified as ODA or not depends on the recipient country and the purpose and content of the aid. Annex 7.2 shows the share of the EU's external assistance classified as ODA. In all, some 97 % of EU aid committed in 2015 was considered reportable as ODA, indicating a continuing focus on development in external financial allocations.

A detailed breakdown of the budget by Managing Entity can be found in Annex 7.3A for commitments and Annex 7.3B for disbursements. Similar data covering the breakdown of the external assistance budget by instrument in 2015 can be found in new Annexes 7.4A and 7.4B.

Annex 7.5 presents a summary of the European Development Fund for 2015, while Annexes 7.6A and 7.6B give a sectorial breakdown of ODA managed by the European Commission in 2015 in terms of commitments and disbursements respectively.

Annexes 7.7A and 7.7B give a breakdown of European Commission external aid in 2015 by country, again in terms of commitments and disbursements respectively.

New Annex 8 shows the distribution of ODA by OECD sector and Country Grouping, in 2015, while Annexes 9A and 9B describe ODA recipient countries by main OECD sector in 2015 in terms of commitments and disbursements respectively.

Annexes 10A and 10B give a EuropeAid sectorial breakdown by global region for 2015 in terms of commitments and disbursements respectively, while new Annexes 11A and 11B show non-EuropeAid intervention by region for 2015 again in terms of commitments and disbursements respectively. In these tables, the definition of region reflects the country groupings used in the EU instruments and corresponding budget structures.

Annexes 12A and 12B give a sectorial breakdown in terms of EU instruments in 2015 in terms of commitments and disbursements respectively. In Annexes 13A and 13B regional overviews of commitments and disbursements in 2015 for these instruments are given.

New Annexes 14A and 14B give breakdowns of commitments and disbursements respectively broken down in terms of Aid Mechanism and by Instrument. Annex 15A and 15B show sources of external assistance for the period 2011-2015 in terms of commitments and disbursements respectively, while Annex 16 gives a sectorial breakdown of ODA from 2011-2015.

Annexes 17A and 17B show the regional distribution of aid to developing countries from 2011-2015 in terms of commitments and disbursements respectively, while new Annex 18 gives an overview of ODA by instrument from 2011-2015 and finally new Annex 19 give the breakdown by aid mechanism for 2011-2015.

In these tables, the definition of region reflects the country groupings used in the EU instruments and corresponding budget structure. Please note that where references are made in the following tables to 'EU budget', this refers to the budget managed by the European Commission and does not cover EU Member States' national budgets for development assistance.

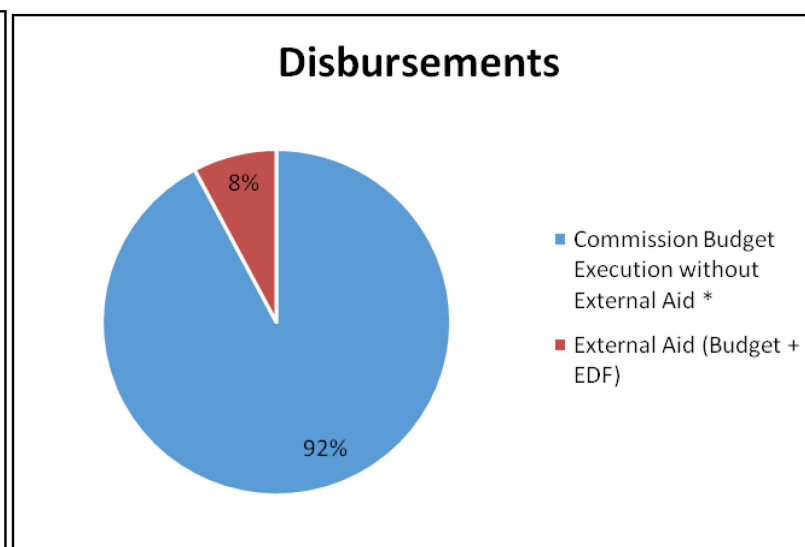
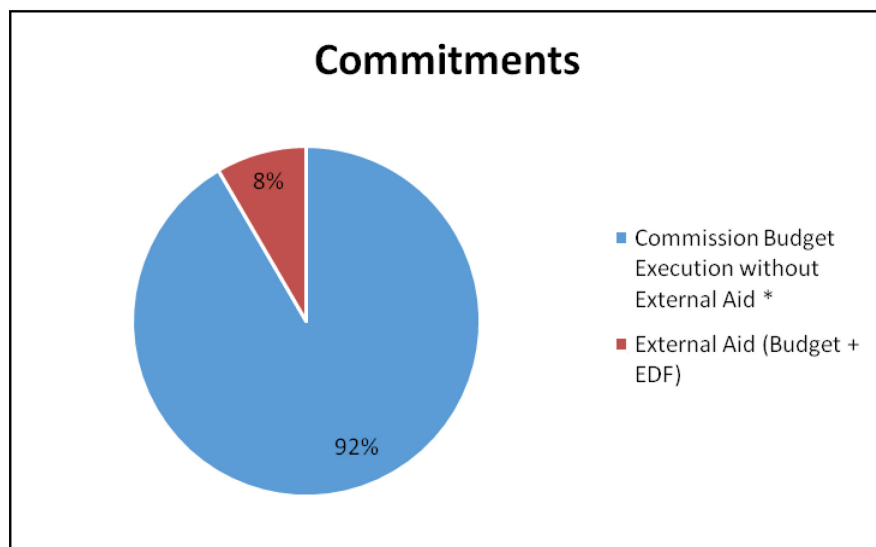
## 7.2. Financial tables

**Annex 7.1 Percentage of EU Budget committed and disbursed on External Assistance in 2015**

| C D                  | ODA | Non-ODA |
|----------------------|-----|---------|
| Budget EuropeAid     | Y   | Y       |
| EDF                  | Y   | Y       |
| Budget Non EuropeAid | Y   | Y       |

|                                                    | Commitments    | Disbursements  |
|----------------------------------------------------|----------------|----------------|
| Commission Budget Execution without External Aid * | 163,572        | 133,302        |
| External Aid (Budget + EDF)                        | 15,068         | 11,270         |
| <b>Commission Budget + EDF</b>                     | <b>178,640</b> | <b>144,572</b> |

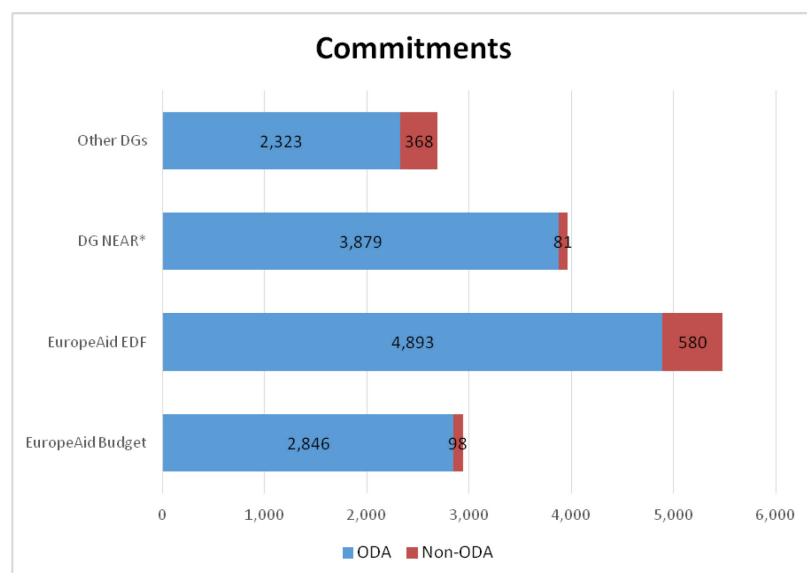
\* Provisional



## Annex 7.2 Proportion of external assistance used for Official Development Aid (ODA) in 2015

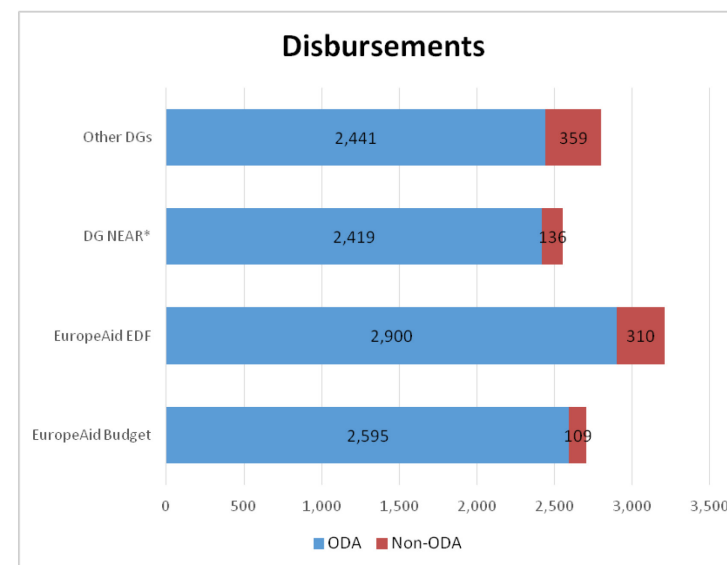
|                  | Commitments/ EUR million |              |               |
|------------------|--------------------------|--------------|---------------|
|                  | ODA                      | Non-ODA      |               |
| EuropeAid Budget | 2,846                    | 98           | <b>2,944</b>  |
| EuropeAid EDF    | 4,893                    | 580          | <b>5,474</b>  |
| DG NEAR*         | 3,879                    | 81           | <b>3,960</b>  |
| Other DGs        | 2,323                    | 368          | <b>2,691</b>  |
|                  | <b>13,941</b>            | <b>1,127</b> | <b>15,068</b> |

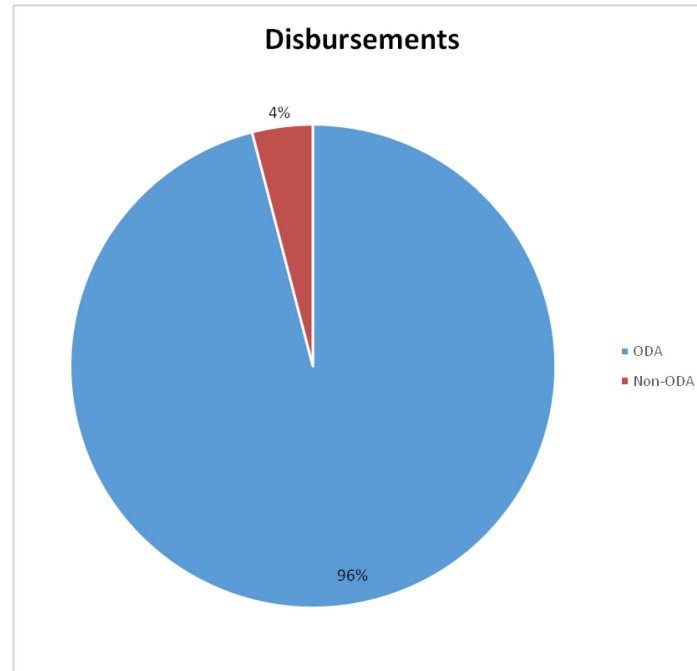
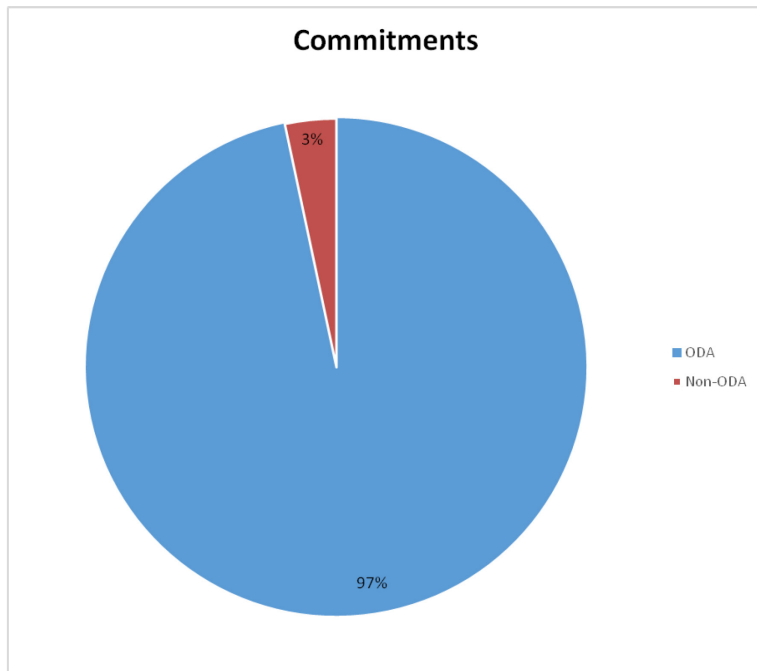
\*DG NEAR = Directorate General for Neighbourhood and Enlargement Negotiations



|                      | C | D | ODA | Non-ODA |
|----------------------|---|---|-----|---------|
| Budget EuropeAid     |   |   | Y   | Y       |
| EDF                  |   |   | Y   | Y       |
| Budget Non EuropeAid |   |   | Y   | Y       |

|  |                  | Disbursements/ EUR million |            |               |
|--|------------------|----------------------------|------------|---------------|
|  |                  | ODA                        | Non-ODA    |               |
|  | EuropeAid Budget | 2,595                      | 109        | <b>2,704</b>  |
|  | EuropeAid EDF    | 2,900                      | 310        | <b>3,210</b>  |
|  | DG NEAR*         | 2,419                      | 136        | <b>2,555</b>  |
|  | Other DGs        | 2,441                      | 359        | <b>2,801</b>  |
|  |                  | <b>10,356</b>              | <b>914</b> | <b>11,270</b> |





**Annex 7.3A General EU budget for External Assistance in 2015 by Managing**

| <b>C</b>             | ODA | Non-ODA |
|----------------------|-----|---------|
| Budget EuropeAid     | Y   | Y       |
| EDF                  | N   | N       |
| Budget Non EuropeAid | Y   | Y       |

Entity - Commitments

| Commitments           |                         |             | EuropeAid                                                                                                                     |         | DG NEAR |         | Other DGs |         |     |      |
|-----------------------|-------------------------|-------------|-------------------------------------------------------------------------------------------------------------------------------|---------|---------|---------|-----------|---------|-----|------|
| Heading / Policy Area |                         | Description | ODA                                                                                                                           | Non-ODA | ODA     | Non-ODA | ODA       | Non-ODA |     |      |
| Regular Contribution  | 4                       | 01 - ECFIN  | Economic and financial affairs                                                                                                |         |         |         |           | 0       | 144 | 144  |
|                       | 4                       | 05 - AGRI   | Agriculture and rural development                                                                                             |         |         |         |           | 168     | 4   | 172  |
|                       | 4                       | 07 - ENV    | Environment                                                                                                                   |         |         |         |           | 1       | 3   | 4    |
|                       | 4                       | 13 - REGIO  | Regional and urban policy                                                                                                     |         |         |         |           |         | 24  | 24   |
|                       | 4                       | 14 - TAXUD  | Taxation and customs union                                                                                                    |         |         |         |           | 1       |     | 1    |
|                       | 4                       | 15 - EAC    | Education and culture                                                                                                         |         |         |         |           | 20      |     | 20   |
|                       | 4                       | 17 - SANTE  | Health and consumer protection                                                                                                |         |         |         |           |         | 0   | 0    |
|                       | 4                       | 19 - FPI    | Common Foreign and Security Policy (CFSP)                                                                                     |         |         |         |           | 260     | 7   | 266  |
|                       | 4                       |             | Cooperation with third countries under the Partnership Instrument (PI)                                                        |         |         |         |           | 11      | 104 | 115  |
|                       | 4                       |             | Election observation missions (EU EOMs)                                                                                       |         |         |         |           | 31      |     | 31   |
|                       | 4                       |             | Information outreach on the Union's external relations                                                                        |         |         |         |           | 2       | 10  | 12   |
|                       | 4                       |             | Instrument contributing to Stability and Peace - Crisis response, conflict prevention, peace-building and crisis preparedness |         |         |         |           | 226     | 32  | 258  |
|                       | 4                       |             | 20 - TRADE                                                                                                                    | Trade   |         |         |           |         | 4   | 11   |
|                       | 4                       | 21 - DEV    | Development and cooperation worldwide                                                                                         |         | 45      |         |           |         |     |      |
| 4                     | Development Cooperation |             |                                                                                                                               | 2329    | 0       |         |           | 80      | 12  | 2422 |

|                    |                                   |            |                                                                                                        |             |           |             |           |             |            |             |
|--------------------|-----------------------------------|------------|--------------------------------------------------------------------------------------------------------|-------------|-----------|-------------|-----------|-------------|------------|-------------|
|                    |                                   |            | Instrument (DCI)                                                                                       |             |           |             |           |             |            |             |
|                    | 4                                 |            | European Instrument for Democracy and Human Rights                                                     | 131         | 0         |             |           |             |            | 131         |
|                    | 4                                 |            | European Neighbourhood Instrument (ENI)                                                                |             |           | 2341        | 31        |             |            | 2371        |
|                    | 4                                 |            | Instrument contributing to Stability and Peace (IcSP) - Global and trans-regional and emerging threats | 5           | 61        |             |           |             |            | 66          |
|                    | 4                                 |            | Instrument for Nuclear Safety Cooperation (INSC)                                                       | 60          |           |             |           |             |            | 60          |
|                    | 4                                 |            | The European Union-Greenland partnership                                                               |             | 31        |             |           |             |            | 31          |
|                    | 4                                 | 22 - NEAR  | Aid Regulation                                                                                         |             |           | 0           | 32        |             |            | 32          |
|                    | 4                                 |            | Enlargement process and strategy                                                                       |             |           | 1416        | 12        | 23          | 9          | 1460        |
|                    | 4                                 | 23 - ECHO  | EU Aid Volunteers initiative                                                                           |             |           |             |           | 7           |            | 7           |
|                    | 4                                 |            | Humanitarian aid, food aid and disaster preparedness                                                   |             |           |             |           | 1332        |            | 1332        |
|                    | 4                                 |            | The Union Civil Protection Mechanism                                                                   |             |           |             |           | 19          |            | 19          |
|                    | 4                                 | 34 - CLIMA | Climate action                                                                                         |             |           |             |           | 1           | 0          | 1           |
|                    | 4+5                               | All        | Commission's administration                                                                            | 274         | 6         | 112         | 4         | 68          | 6          | 471         |
|                    | <b>Regular Contribution TOTAL</b> |            |                                                                                                        | <b>2845</b> | <b>98</b> | <b>3869</b> | <b>79</b> | <b>2252</b> | <b>368</b> | <b>9511</b> |
| <b>Cofinancing</b> | 4                                 | All        | All                                                                                                    | 1           |           | 10          | 2         | 68          | 1          | 82          |
|                    | 4+5                               |            | Commission's administration                                                                            | 0           | 0         |             |           | 2           | 0          | 2           |
|                    | <b>Cofinancing TOTAL</b>          |            |                                                                                                        | <b>1</b>    | <b>0</b>  | <b>10</b>   | <b>2</b>  | <b>70</b>   | <b>1</b>   | <b>84</b>   |
|                    |                                   |            |                                                                                                        | <b>2846</b> | <b>98</b> | <b>3879</b> | <b>81</b> | <b>2323</b> | <b>368</b> | <b>9595</b> |

\*DG NEAR = Directorate General for Neighbourhood and Enlargement Negotiations

| <b>C</b>             | <b>ODA</b> | <b>Non-ODA</b> |
|----------------------|------------|----------------|
| Budget EuropeAid     | Y          | Y              |
| EDF                  | N          | N              |
| Budget Non EuropeAid | Y          | Y              |

**Annex 7.4A General EU budget for External Assistance in 2015 by Instrument - Commitments**

|                                   |                       | Commitments                   |             | ENI         | DCI_GEO     | DCI_THEMA  | DCI        | EIDHR      | ICSP       | INSC      |     |     |   |
|-----------------------------------|-----------------------|-------------------------------|-------------|-------------|-------------|------------|------------|------------|------------|-----------|-----|-----|---|
|                                   | Heading / Policy Area |                               |             |             |             |            |            |            |            |           |     |     |   |
| Regular Contribution              | ODA                   | 4                             | 01 - ECFIN  | 2341        | 1472        | 918        |            |            |            |           |     |     |   |
|                                   |                       | 4                             | 05 - AGRI   |             |             |            |            |            |            |           |     |     |   |
|                                   |                       | 4                             | 07 - ENV    |             |             |            |            |            |            |           |     |     |   |
|                                   |                       | 4                             | 14 - TAXUD  |             |             |            |            |            |            |           |     |     |   |
|                                   |                       | 4                             | 15 - EAC    |             |             |            |            |            |            |           |     |     |   |
|                                   |                       | 4                             | 19 - FPI    |             |             |            |            |            |            |           | 31  | 226 |   |
|                                   |                       | 4                             | 20 - TRADE  |             |             |            |            |            |            |           |     |     |   |
|                                   |                       | 4                             | 21 - DEV    |             |             |            |            |            |            |           | 131 | 5   | 6 |
|                                   |                       | 4                             | 22 - NEAR   |             |             |            |            |            |            |           |     |     |   |
|                                   |                       | 4                             | 23 - ECHO   |             |             |            |            |            |            |           |     |     |   |
|                                   |                       | 4                             | 34 - CLIMA  |             |             |            |            |            |            |           |     |     |   |
|                                   | 4+5                   | Commission's administration * | 47          | 2           | 77          | 10         | 7          |            |            |           |     |     |   |
|                                   | <b>ODA</b>            |                               | <b>2387</b> | <b>1472</b> | <b>920</b>  | <b>77</b>  | <b>172</b> | <b>238</b> | <b>61</b>  |           |     |     |   |
|                                   | Non-ODA               | 4                             | All         | 32          | 0           | 12         | 0          | 0          | 92         |           |     |     |   |
| 4+5                               |                       | All                           | 1           |             | 0           | 0          | 0          | 2          |            |           |     |     |   |
| <b>Non-ODA</b>                    |                       | <b>33</b>                     | <b>0</b>    | <b>12</b>   | <b>0</b>    | <b>0</b>   | <b>94</b>  | <b>0</b>   |            |           |     |     |   |
| <b>Regular Contribution Total</b> |                       |                               |             | <b>2420</b> | <b>1472</b> | <b>932</b> | <b>78</b>  | <b>173</b> | <b>332</b> | <b>61</b> |     |     |   |
| Cofinancing                       | ODA                   | 4                             | 19 - FPI    | 10          | 1           | 7          |            | 1          |            | 2         |     |     |   |
|                                   |                       | 4                             | 21 - DEV    |             |             |            |            |            |            |           |     |     |   |

|                   |         |                               |    |   |   |   |   |   |   |
|-------------------|---------|-------------------------------|----|---|---|---|---|---|---|
|                   | 4       | 22 - NEAR                     |    |   |   |   |   |   |   |
|                   | 4       | 23 - ECHO                     |    |   |   |   |   |   |   |
|                   | 4+5     | Commission's administration * |    |   |   | 0 |   |   | 0 |
|                   | ODA     |                               | 10 | 1 | 7 | 0 | 1 | 2 |   |
| Non-ODA           | 4       | All                           | 2  |   |   |   |   |   |   |
|                   | 4+5     | All                           |    |   |   | 0 |   |   | 0 |
|                   | Non-ODA |                               | 2  |   |   | 0 |   | 0 |   |
| Cofinancing Total |         |                               | 12 | 1 | 7 | 0 | 1 | 2 |   |

|      |      |     |    |     |     |    |
|------|------|-----|----|-----|-----|----|
| 2432 | 1473 | 939 | 78 | 174 | 334 | 61 |
|------|------|-----|----|-----|-----|----|

\*Administration's expenditures under Heading 4 are included in instrument columns whereas administration's expenditure under Heading 5 are included in the Admin Instrument column.

\*DG NEAR = Directorate General for Neighbourhood and Enlargement Negotiations

| D                    | ODA | Non-ODA |
|----------------------|-----|---------|
| Budget EuropeAid     | Y   | Y       |
| EDF                  | N   | N       |
| Budget Non EuropeAid | Y   | Y       |

Annex 7.4B General EU budget for External Assistance in 2015 by Instrument - Disbursements

|                            |         | Disbursements                 |            |      |         |           |     |       |      |      |    |    |      |      |      |
|----------------------------|---------|-------------------------------|------------|------|---------|-----------|-----|-------|------|------|----|----|------|------|------|
|                            |         | Heading / Policy Area         |            | ENI  | DCI_GEO | DCI_THEMA | DCI | EIDHR | ICSP | INSC |    |    | CFSP | IPA2 | H    |
| Regular Contribution       | ODA     | 4                             | 01 - ECFIN |      |         |           |     |       |      |      |    |    |      |      |      |
|                            |         | 4                             | 04 - EMPL  |      |         |           |     |       |      |      |    |    |      |      | 65   |
|                            |         | 4                             | 05 - AGRI  |      |         |           |     |       |      |      |    |    |      |      | 196  |
|                            |         | 4                             | 07 - ENV   |      |         |           |     |       |      |      |    |    |      |      |      |
|                            |         | 4                             | 13 - REGIO |      |         |           |     |       |      |      |    |    |      |      | 257  |
|                            |         | 4                             | 14 - TAXUD |      |         |           |     |       |      |      |    |    |      |      |      |
|                            |         | 4                             | 15 - EAC   |      |         |           |     |       |      |      |    |    |      |      |      |
|                            |         | 4                             | 19 - FPI   |      |         |           |     |       | 24   | 194  |    |    |      | 276  |      |
|                            |         | 4                             | 20 - TRADE |      |         |           |     |       |      |      |    |    |      |      |      |
|                            |         | 4                             | 21 - DEV   | 1510 | 1226    | 894       |     | 107   | 30   |      |    | 51 |      |      |      |
|                            |         | 4                             | 22 - NEAR  |      |         |           |     |       |      |      |    |    |      |      | 808  |
|                            |         | 4                             | 23 - ECHO  |      |         |           |     |       |      |      |    |    |      |      |      |
|                            |         | 4                             | 34 - CLIMA |      |         |           |     |       |      |      |    |    |      |      |      |
|                            | 4+5     | Commission's administration * | 47         |      | 2       | 75        | 10  | 6     |      |      |    | 1  | 1    | 38   |      |
|                            | ODA     |                               |            |      | 1557    | 1226      | 896 | 75    | 141  | 231  | 53 |    |      | 277  | 1364 |
| Non-ODA                    | 4       | All                           | 65         | 25   | 16      |           | 7   | 31    |      |      |    | 1  | 6    | 160  |      |
|                            | 4+5     | All                           | 1          |      | 0       | 0         | 0   | 2     |      |      | 0  | 0  | 2    |      |      |
|                            | Non-ODA |                               | 66         | 25   | 16      | 0         | 8   | 33    | 1    |      |    | 7  | 162  |      |      |
| Regular Contribution Total |         |                               |            | 1623 | 1252    | 912       | 76  | 148   | 263  | 54   |    |    | 283  | 1525 | 1    |
| Cofinancing                | ODA     | 4                             | 19 - FPI   |      |         |           |     | 1     | 2    |      |    |    |      |      |      |



## Annex 7.5 European Development Fund (EDF) in 2015

### Commitments

| Agreement | Type of contribution              | Instrument                            | ODA | Non-ODA |  |
|-----------|-----------------------------------|---------------------------------------|-----|---------|--|
| Lomé      | Regular Contribution              | PIN - programmes indicatifs nationaux |     |         |  |
|           |                                   | Total Non-Programmable Aid            |     |         |  |
|           |                                   | Transfers from other funds            |     |         |  |
|           | <b>Regular Contribution Total</b> |                                       |     |         |  |
|           |                                   | <b>Lomé Total</b>                     |     |         |  |

| Agreement            | Type of contribution              | Instrument            | 2015        |             |             |
|----------------------|-----------------------------------|-----------------------|-------------|-------------|-------------|
|                      |                                   |                       | ODA         | Non-ODA     | Total       |
| Cotonou              | Regular Contribution              | A Envelope            | 2915        | 2           | 2917        |
|                      |                                   | B Envelope            | 81          |             | 81          |
|                      |                                   | Implementation costs  | 140         | 3           | 142         |
|                      |                                   | Intra-ACP allocations | 304         | 575         | 879         |
|                      |                                   | Regional allocations  | 1439        |             | 1439        |
|                      | <b>Regular Contribution Total</b> |                       | <b>4878</b> | <b>579</b>  | <b>5457</b> |
|                      | Cofinancing                       | A Envelope            | 15          |             | 15          |
|                      |                                   | Implementation costs  | 1           |             | 1           |
|                      |                                   | Intra-ACP allocations |             | 1           | 1           |
|                      | <b>Cofinancing Total</b>          |                       | <b>15</b>   | <b>1</b>    | <b>17</b>   |
| <b>Cotonou Total</b> |                                   | <b>4893</b>           | <b>580</b>  | <b>5474</b> |             |
| <b>Total EDF</b>     |                                   | <b>4893</b>           | <b>580</b>  | <b>5474</b> |             |

| C                    | D | ODA | Non-ODA |
|----------------------|---|-----|---------|
| Budget EuropeAid     |   | N   | N       |
| EDF                  |   | Y   | Y       |
| Budget Non EuropeAid |   | N   | N       |

### Disbursements

| Agreement | Type of contribution        | Instrument                            | ODA      | Non-ODA  |          |
|-----------|-----------------------------|---------------------------------------|----------|----------|----------|
| Lomé      | Regular Contribution        | PIN - programmes indicatifs nationaux | 0        | 0        | 0        |
|           |                             | Total Non-Programmable Aid            | 0        |          | 0        |
|           |                             | Transfers from other funds            | 0        |          | 0        |
|           | <b>Regular Contribution</b> |                                       | <b>0</b> | <b>0</b> | <b>0</b> |
|           |                             | <b>Lomé Total</b>                     | <b>0</b> | <b>0</b> | <b>0</b> |

| Agreement            | Type of contribution        | Instrument            | 2015        |             |             |
|----------------------|-----------------------------|-----------------------|-------------|-------------|-------------|
|                      |                             |                       | ODA         | Non-ODA     | Total       |
| Cotonou              | Regular Contribution        | A Envelope            | 2043        | 21          | 2064        |
|                      |                             | B Envelope            | 164         | 1           | 165         |
|                      |                             | Implementation costs  | 116         | 1           | 117         |
|                      |                             | Intra-ACP allocations | 280         | 284         | 565         |
|                      |                             | Regional allocations  | 228         | 3           | 231         |
|                      | <b>Regular Contribution</b> |                       | <b>2832</b> | <b>310</b>  | <b>3142</b> |
|                      | Cofinancing                 | A Envelope            | 66          |             | 66          |
|                      |                             | Implementation costs  | 1           |             | 1           |
|                      |                             | Intra-ACP allocations | 2           |             | 2           |
|                      | <b>Cofinancing</b>          |                       | <b>68</b>   |             | <b>68</b>   |
| <b>Cotonou Total</b> |                             | <b>2900</b>           | <b>310</b>  | <b>3210</b> |             |
| <b>Total EDF</b>     |                             | <b>2900</b>           | <b>310</b>  | <b>3210</b> |             |

| C                    | ODA | Non-ODA |
|----------------------|-----|---------|
| Budget EuropeAid     | Y   | N       |
| EDF                  | Y   | N       |
| Budget Non EuropeAid | Y   | N       |

## Annex 7.6A Sectoral breakdown of ODA managed by the European Commission in 2015 – Commitments

### Commitments

| Sector of Destination                                                                            | EuropeAid Budget | EuropeAid EDF | DG NEAR*    | Other DGs  | Total       |
|--------------------------------------------------------------------------------------------------|------------------|---------------|-------------|------------|-------------|
| <b>Social infrastructures: education, health, water, government and civil society, other</b>     | <b>1337</b>      | <b>1045</b>   | <b>1558</b> | <b>628</b> | <b>4569</b> |
| <b>Education</b>                                                                                 | <b>287</b>       | <b>148</b>    | <b>140</b>  | <b>147</b> | <b>721</b>  |
| Education, Level Unspecified                                                                     | 51               | 11            | 39          | 28         |             |
| Basic Education                                                                                  | 121              | 59            | 8           | 6          |             |
| Secondary Education                                                                              | 95               | 78            | 45          | 20         |             |
| Post-Secondary Education                                                                         | 20               |               | 48          | 92         |             |
| <b>Health</b>                                                                                    | <b>148</b>       | <b>316</b>    | <b>17</b>   | <b>8</b>   | <b>489</b>  |
| Health, General                                                                                  | 30               |               | 10          | 8          |             |
| Basic Health                                                                                     | 118              | 316           | 7           |            |             |
| <b>Population Policies/Programmes And Reproductive Health</b>                                    | <b>51</b>        | <b>3</b>      |             |            | <b>54</b>   |
| Population Policies/Programmes And Reproductive Health                                           | 51               | 3             |             |            |             |
| <b>Water And Sanitation</b>                                                                      | <b>20</b>        | <b>84</b>     | <b>87</b>   | <b>0</b>   | <b>192</b>  |
| Water And Sanitation                                                                             | 20               | 84            | 87          | 0          |             |
| <b>Government And Civil Society</b>                                                              | <b>784</b>       | <b>438</b>    | <b>975</b>  | <b>474</b> | <b>2671</b> |
| Government And Civil Society, General                                                            | 682              | 428           | 909         | 131        |             |
| Conflict Prevention And Resolution, Peace And Security                                           | 102              | 10            | 65          | 343        |             |
| <b>Other Social Infrastructure And Services</b>                                                  | <b>47</b>        | <b>55</b>     | <b>339</b>  |            | <b>441</b>  |
| Other Social Infrastructure And Services                                                         | 47               | 55            | 339         |            |             |
| <b>Economic infrastructures and services : transport, communications, energy, other services</b> | <b>165</b>       | <b>490</b>    | <b>406</b>  |            | <b>1061</b> |
| <b>Transport And Storage</b>                                                                     | <b>5</b>         | <b>283</b>    | <b>208</b>  |            | <b>496</b>  |
| Transport And Storage                                                                            | 5                | 283           | 208         |            |             |
| <b>Communication</b>                                                                             |                  |               | <b>13</b>   |            | <b>13</b>   |
| Communication                                                                                    |                  |               | 13          |            |             |
| <b>Energy Generation And Supply</b>                                                              | <b>148</b>       | <b>207</b>    | <b>129</b>  |            | <b>484</b>  |
| Energy generation, distribution and efficiency – general                                         | 30               | 89            | 63          |            |             |
| Energy generation, renewable sources                                                             | 58               | 40            | 66          |            |             |
| Energy generation, non-renewable sources                                                         |                  |               |             |            |             |
| Nuclear energy electric power plants                                                             | 60               |               |             |            |             |

|                      |          |
|----------------------|----------|
| <b>D</b>             | <b>C</b> |
| Budget EuropeAid     |          |
| EDF                  |          |
| Budget Non EuropeAid |          |

## Annex 7.6B Sectoral breakdown of ODA managed by the European Commission in 2015 - Disbursements

### Disbursements

| Sector of Destination                                                                            | EuropeAid Budget | EuropeAid EDF | DG NEAR*    | Other      |
|--------------------------------------------------------------------------------------------------|------------------|---------------|-------------|------------|
| <b>Social infrastructures: education, health, water, government and civil society, other</b>     | <b>1244</b>      | <b>1072</b>   | <b>1236</b> | <b>662</b> |
| <b>Education</b>                                                                                 | <b>266</b>       | <b>93</b>     | <b>256</b>  | <b>74</b>  |
| Education, Level Unspecified                                                                     | 67               | 59            | 73          |            |
| Basic Education                                                                                  | 103              | 11            | 76          |            |
| Secondary Education                                                                              | 47               | 12            | 13          |            |
| Post-Secondary Education                                                                         | 48               | 10            | 94          |            |
| <b>Health</b>                                                                                    | <b>232</b>       | <b>265</b>    | <b>38</b>   | <b>9</b>   |
| Health, General                                                                                  | 56               | 41            | 32          |            |
| Basic Health                                                                                     | 176              | 224           | 6           |            |
| <b>Population Policies/Programmes And Reproductive Health</b>                                    | <b>41</b>        | <b>48</b>     | <b>2</b>    |            |
| Population Policies/Programmes And Reproductive Health                                           | 41               | 48            | 2           |            |
| <b>Water And Sanitation</b>                                                                      | <b>79</b>        | <b>155</b>    | <b>145</b>  | <b>84</b>  |
| Water And Sanitation                                                                             | 79               | 155           | 145         |            |
| <b>Government And Civil Society</b>                                                              | <b>484</b>       | <b>426</b>    | <b>477</b>  | <b>429</b> |
| Government And Civil Society, General                                                            | 377              | 354           | 427         |            |
| Conflict Prevention And Resolution, Peace And Security                                           | 107              | 72            | 51          |            |
| <b>Other Social Infrastructure And Services</b>                                                  | <b>142</b>       | <b>86</b>     | <b>318</b>  | <b>66</b>  |
| Other Social Infrastructure And Services                                                         | 142              | 86            | 318         |            |
| <b>Economic infrastructures and services : transport, communications, energy, other services</b> | <b>114</b>       | <b>542</b>    | <b>196</b>  | <b>180</b> |
| <b>Transport And Storage</b>                                                                     | <b>6</b>         | <b>449</b>    | <b>65</b>   | <b>97</b>  |

|                                                                                                             |            |     |            |            |            |
|-------------------------------------------------------------------------------------------------------------|------------|-----|------------|------------|------------|
| Transport And Storage                                                                                       |            | 6   | 449        | 65         |            |
| <b>Communication</b>                                                                                        | <b>13</b>  |     | <b>0</b>   | <b>18</b>  | <b>0</b>   |
| Communication                                                                                               |            | 13  | 0          | 18         |            |
| <b>Energy Generation And Supply</b>                                                                         | <b>79</b>  |     | <b>74</b>  | <b>87</b>  |            |
| Energy generation, distribution and efficiency – general                                                    |            | 16  | 30         | 40         |            |
| Energy generation, renewable sources                                                                        |            | 11  | 32         | 40         |            |
| Energy generation, non-renewable sources                                                                    |            | 14  | 4          | 0          |            |
| Nuclear energy electric power plants                                                                        |            | 38  |            | 1          |            |
| Heating, cooling and energy distribution                                                                    |            |     | 8          | 6          |            |
| <b>Banking And Financial Services</b>                                                                       | <b>10</b>  |     | <b>3</b>   | <b>12</b>  |            |
| Banking And Financial Services                                                                              |            | 10  | 3          | 12         |            |
| <b>Business And Other Services</b>                                                                          | <b>6</b>   |     | <b>15</b>  | <b>15</b>  | <b>83</b>  |
| Business And Other Services                                                                                 |            | 6   | 15         | 15         |            |
| <b>Production : agriculture, forestry and fishing, industry, mining and construction, trade and tourism</b> | <b>376</b> |     | <b>286</b> | <b>173</b> | <b>203</b> |
| <b>Agriculture, Forestry And Fishing</b>                                                                    | <b>265</b> |     | <b>180</b> | <b>74</b>  | <b>196</b> |
| Agriculture                                                                                                 |            | 211 | 162        | 67         |            |
| Forestry                                                                                                    |            | 41  | 7          | 5          |            |
| Fishing                                                                                                     |            | 13  | 11         | 1          |            |
| <b>Industry, Mining And Construction</b>                                                                    | <b>51</b>  |     | <b>26</b>  | <b>61</b>  | <b>2</b>   |
| Industry                                                                                                    |            | 49  | 25         | 59         |            |
| Mineral Resources And Mining                                                                                |            | 1   | 1          | 1          |            |
| Construction                                                                                                |            | 0   |            | 1          |            |
| <b>Trade And Tourism</b>                                                                                    | <b>61</b>  |     | <b>79</b>  | <b>39</b>  | <b>6</b>   |
| Trade Policy And Regulations And Trade-Related Adjustment                                                   |            | 55  | 78         | 36         |            |
| Tourism                                                                                                     |            | 6   | 1          | 3          |            |
| <b>Multisector/Crosscutting : environment, other</b>                                                        | <b>272</b> |     | <b>136</b> | <b>428</b> | <b>21</b>  |
| <b>General Environmental Protection</b>                                                                     | <b>137</b> |     | <b>59</b>  | <b>39</b>  | <b>3</b>   |
| General Environmental Protection                                                                            |            | 137 | 59         | 39         |            |
| <b>Other Multisector</b>                                                                                    | <b>135</b> |     | <b>76</b>  | <b>389</b> | <b>18</b>  |

|                                                                                                                              |            |            |            |            |
|------------------------------------------------------------------------------------------------------------------------------|------------|------------|------------|------------|
| Other Multisector                                                                                                            | 135        | 76         | 389        |            |
| <b>Budget support, food aid, food security</b>                                                                               | <b>219</b> | <b>687</b> | <b>76</b>  | <b>23</b>  |
| <b>General Budget Support</b>                                                                                                | <b>88</b>  | <b>598</b> | <b>76</b>  | <b>23</b>  |
| General Budget Support                                                                                                       | 88         | 598        | 76         |            |
| <b>Developmental Food Aid/Food Security Assistance</b>                                                                       | <b>131</b> | <b>89</b>  | <b>0</b>   | <b>0</b>   |
| Developmental Food Aid/Food Security Assistance                                                                              | 131        | 89         | 0          |            |
| <b>Action relating to debt</b>                                                                                               |            | <b>0</b>   |            |            |
| <b>Action Relating To Debt</b>                                                                                               |            | <b>0</b>   |            |            |
| Action Relating To Debt                                                                                                      |            | 0          |            |            |
| <b>Humanitarian aid : Emergency response, reconstruction relief and rehabilitation, disaster prevention and preparedness</b> | <b>28</b>  | <b>60</b>  | <b>154</b> | <b>127</b> |
| <b>Emergency Response</b>                                                                                                    | <b>2</b>   | <b>34</b>  | <b>128</b> | <b>122</b> |
| Emergency Response                                                                                                           | 2          | 34         | 128        |            |
| <b>Reconstruction Relief And Rehabilitation</b>                                                                              | <b>18</b>  | <b>9</b>   | <b>20</b>  | <b>4</b>   |
| Reconstruction Relief And Rehabilitation                                                                                     | 18         | 9          | 20         |            |
| <b>Disaster Prevention And Preparedness</b>                                                                                  | <b>8</b>   | <b>17</b>  | <b>7</b>   | <b>40</b>  |
| Disaster Prevention And Preparedness                                                                                         | 8          | 17         | 7          |            |
| <b>Other/Unallocated: admin. costs, unspecified</b>                                                                          | <b>342</b> | <b>118</b> | <b>155</b> | <b>81</b>  |
| <b>Administrative Costs Of Donors</b>                                                                                        | <b>276</b> | <b>111</b> | <b>112</b> | <b>78</b>  |
| Administrative Costs Of Donors                                                                                               | 276        | 111        | 112        |            |
| <b>Unallocated/ Unspecified</b>                                                                                              | <b>66</b>  | <b>7</b>   | <b>43</b>  | <b>4</b>   |
| Unallocated/ Unspecified                                                                                                     | 66         | 7          | 43         |            |

|             |             |             |            |
|-------------|-------------|-------------|------------|
| <b>2595</b> | <b>2900</b> | <b>2419</b> | <b>244</b> |
|-------------|-------------|-------------|------------|

\*DG NEAR = Directorate General for Neighbourhood and Enlargement Negotiations





Annex 7.7A Country breakdown of European Commission external aid in 2015 - Commitments

| C                    | ODA | Non-ODA |
|----------------------|-----|---------|
| Budget EuropeAid     | Y   | Y       |
| EDF                  | Y   | Y       |
| Budget Non EuropeAid | Y   | Y       |

Commitments

| Country / Region                                                                      | Income Group | EuropeAid Budget | E |
|---------------------------------------------------------------------------------------|--------------|------------------|---|
| <b>Part I: Developing Countries and Territories (Official Development Assistance)</b> |              | <b>2846</b>      |   |
| <b>Bilateral</b>                                                                      |              | <b>2803</b>      |   |
| <b>Europe</b>                                                                         |              | <b>36</b>        |   |
| <b>Europe</b>                                                                         |              | <b>36</b>        |   |
| Turkey                                                                                | UMICS        | 0                |   |
| Kosovo                                                                                | LMICS        |                  |   |
| Serbia                                                                                | UMICS        |                  |   |
| Bosnia-Herzegovina                                                                    | UMICS        | 0                |   |
| Montenegro                                                                            | UMICS        | 0                |   |
| The former Yugoslav Republic of Macedonia                                             | UMICS        |                  |   |
| Albania                                                                               | UMICS        |                  |   |
| Ukraine                                                                               | LMICS        | 35               |   |
| Belarus                                                                               | UMICS        | 1                |   |
| States Ex-Yugoslavia                                                                  | UNALLOC      |                  |   |
| Europe, regional                                                                      | UNALLOC      | 0                |   |
| Moldova                                                                               | LMICS        | 0                |   |
| <b>Africa</b>                                                                         |              | <b>268</b>       |   |
| <b>Africa</b>                                                                         |              | <b>203</b>       |   |
| Africa, regional                                                                      | UNALLOC      | 203              |   |
| <b>Africa (North of Sahara)</b>                                                       |              | <b>2</b>         |   |
| Algeria                                                                               | UMICS        | 0                |   |
| Libya                                                                                 | UMICS        | 0                |   |
| Morocco                                                                               | LMICS        | 2                |   |
| Tunisia                                                                               | UMICS        |                  |   |

|                                 |                                  |            |           |
|---------------------------------|----------------------------------|------------|-----------|
|                                 | Egypt                            | LMICS      | 0         |
|                                 | North of Sahara, regional        | UNALLOC    |           |
| <b>Africa (South of Sahara)</b> |                                  |            | <b>63</b> |
|                                 | South Africa                     | UMICS      | 28        |
|                                 | Burundi                          | LDCS       |           |
|                                 | Cameroon                         | LMICS      |           |
|                                 | Cape Verde                       | LMICS      | 1         |
|                                 | Central African Rep.             | LDCS       |           |
|                                 | Chad                             | LDCS       |           |
|                                 | Comoros                          | LDCS       |           |
|                                 | Congo                            | LMICS      |           |
|                                 | Democratic Republic of the Congo | LDCS       | 5         |
|                                 | Benin                            | LDCS       |           |
|                                 | Ethiopia                         | LDCS       |           |
|                                 | Gabon                            | UMICS      |           |
|                                 | Ghana                            | LMICS      |           |
|                                 | Guinea                           | LDCS       |           |
|                                 | Guinea-Bissau                    | LDCS       | 4         |
|                                 | Equatorial Guinea                | LDCS       |           |
|                                 | Ivory Coast                      | LMICS      |           |
|                                 | Kenya                            | OTHER_LICS |           |
|                                 | Lesotho                          | LDCS       |           |
|                                 | Liberia                          | LDCS       |           |
|                                 | Madagascar                       | LDCS       | 8         |
|                                 | Malawi                           | LDCS       |           |
|                                 | Mali                             | LDCS       |           |
|                                 | Mauritania                       | LDCS       |           |
|                                 | Mozambique                       | LDCS       | 0         |
|                                 | Niger                            | LDCS       | 5         |
|                                 | Nigeria                          | LMICS      |           |

|                |                                              |            |            |
|----------------|----------------------------------------------|------------|------------|
|                | Zimbabwe                                     | OTHER_LICS |            |
|                | Rwanda                                       | LDCS       |            |
|                | Sao Tome and Principe                        | LDCS       |            |
|                | Senegal                                      | LDCS       |            |
|                | Seychelles                                   | UMICS      |            |
|                | Eritrea                                      | LDCS       |            |
|                | Sierra Leone                                 | LDCS       |            |
|                | Somalia                                      | LDCS       |            |
|                | Djibouti                                     | LDCS       |            |
|                | Namibia                                      | UMICS      |            |
|                | Sudan                                        | LDCS       |            |
|                | South Sudan                                  | LDCS       |            |
|                | Swaziland                                    | LMICS      | 0          |
|                | Tanzania                                     | LDCS       |            |
|                | Togo                                         | LDCS       |            |
|                | Uganda                                       | LDCS       |            |
|                | Burkina Faso                                 | LDCS       |            |
|                | Zambia                                       | LDCS       |            |
|                | South of Sahara, regional                    | UNALLOC    | 12         |
| <b>America</b> |                                              |            | <b>327</b> |
|                | <b>America</b>                               |            | <b>71</b>  |
|                | America, regional                            | UNALLOC    | 71         |
|                | <b>America (North &amp; Central America)</b> |            | <b>102</b> |
|                | Cuba                                         | UMICS      | 8          |
|                | Dominican Republic                           | UMICS      |            |
|                | El Salvador                                  | LMICS      | 5          |
|                | Guatemala                                    | LMICS      | 5          |
|                | Haiti                                        | LDCS       |            |
|                | Honduras                                     | LMICS      | 30         |
|                | Belize                                       | UMICS      |            |

|                                |                                   |            |             |
|--------------------------------|-----------------------------------|------------|-------------|
|                                | Jamaica                           | UMICS      |             |
|                                | Nicaragua                         | LMICS      | 20          |
|                                | St. Lucia                         | UMICS      |             |
|                                | St. Vincent & Grenadines          | UMICS      |             |
|                                | North & Central America, regional | UNALLOC    | 34          |
| <b>America (South America)</b> |                                   |            | <b>154</b>  |
|                                | Bolivia                           | LMICS      | 20          |
|                                | Brazil                            | UMICS      | 4           |
|                                | Colombia                          | UMICS      | 69          |
|                                | Paraguay                          | LMICS      | 2           |
|                                | Peru                              | UMICS      | 43          |
|                                | Suriname                          | UMICS      | 3           |
|                                | South America, regional           | UNALLOC    | 13          |
| <b>Asia</b>                    |                                   |            | <b>1076</b> |
| <b>Asia</b>                    |                                   |            | <b>79</b>   |
|                                | Asia, regional                    | UNALLOC    | 79          |
| <b>Asia (Far East Asia)</b>    |                                   |            | <b>111</b>  |
|                                | Cambodia                          | LDCS       | 40          |
|                                | China                             | UMICS      | 3           |
|                                | Indonesia                         | LMICS      | 0           |
|                                | Korea, Dem. Rep.                  | OTHER_LICS |             |
|                                | Laos                              | LDCS       | 45          |
|                                | Malaysia                          | UMICS      |             |
|                                | Mongolia                          | LMICS      | 3           |
|                                | Philippines                       | LMICS      |             |
|                                | Thailand                          | UMICS      | 10          |
|                                | Viet Nam                          | LMICS      | 1           |
|                                | Far East Asia, regional           | UNALLOC    | 10          |
| <b>Asia (Middle East Asia)</b> |                                   |            | <b>52</b>   |
|                                | Iran                              | UMICS      |             |

|                                        |                          |            |            |
|----------------------------------------|--------------------------|------------|------------|
|                                        | Iraq                     | UMICS      | 50         |
|                                        | Jordan                   | UMICS      |            |
|                                        | West Bank And Gaza Strip | LMICS      | 0          |
|                                        | Lebanon                  | UMICS      | 0          |
|                                        | Syria                    | LMICS      |            |
|                                        | Yemen                    | LDCS       |            |
|                                        | Middle East, regional    | UNALLOC    | 2          |
| <b>Asia (South &amp; Central Asia)</b> |                          |            | <b>834</b> |
|                                        | Armenia                  | LMICS      | 1          |
|                                        | Azerbaijan               | UMICS      |            |
|                                        | Georgia                  | LMICS      | 0          |
|                                        | Kyrgyz Republic          | LMICS      | 50         |
|                                        | Tajikistan               | OTHER_LICS | 17         |
|                                        | Turkmenistan             | UMICS      | 0          |
|                                        | Uzbekistan               | LMICS      | 1          |
|                                        | Central Asia, regional   | UNALLOC    | 81         |
|                                        | Afghanistan              | LDCS       | 202        |
|                                        | Bhutan                   | LDCS       |            |
|                                        | Myanmar                  | LDCS       | 70         |
|                                        | Sri Lanka                | LMICS      | 38         |
|                                        | India                    | LMICS      | 0          |
|                                        | Maldives                 | UMICS      |            |
|                                        | Nepal                    | LDCS       | 127        |
|                                        | Pakistan                 | LMICS      | 128        |
|                                        | Bangladesh               | LDCS       | 99         |
|                                        | South Asia, regional     | UNALLOC    | 20         |
| <b>Oceania</b>                         |                          |            | <b>3</b>   |
| <b>Oceania</b>                         |                          |            | <b>3</b>   |
|                                        | Fiji                     | UMICS      |            |
|                                        | Vanuatu                  | LDCS       |            |

|                                                                                      |                                                     |           |             |
|--------------------------------------------------------------------------------------|-----------------------------------------------------|-----------|-------------|
|                                                                                      | Papua New Guinea                                    | LMICS     |             |
|                                                                                      | Solomon Islands                                     | LDCS      |             |
|                                                                                      | Tonga                                               | UMICS     |             |
|                                                                                      | Samoa                                               | LMICS     | 3           |
| <b>Developing countries, unspecified</b>                                             |                                                     |           | <b>1094</b> |
| <b>Developing countries, unspecified</b>                                             |                                                     |           | <b>1094</b> |
|                                                                                      | Developing countries, unspecified                   | UNALLOC   | 1094        |
| <b>Bilateral, core contributions to NGOs, PPPs</b>                                   |                                                     |           |             |
| <b>Bilateral, core contributions to NGOs, PPPs</b>                                   |                                                     |           |             |
| <b>Bilateral, core contributions to NGOs, PPPs</b>                                   |                                                     |           |             |
|                                                                                      | Bilateral, core contributions to NGOs, PPPs         |           |             |
| <b>Multilateral</b>                                                                  |                                                     |           | <b>43</b>   |
| <b>Global Fund to Fight AIDS, Tuberculosis and Malaria</b>                           |                                                     |           | <b>40</b>   |
| <b>Global Fund to Fight AIDS, Tuberculosis and Malaria</b>                           |                                                     |           | <b>40</b>   |
|                                                                                      | Global Fund to Fight AIDS, Tuberculosis and Malaria |           | 40          |
| <b>Other</b>                                                                         |                                                     |           |             |
| <b>Other</b>                                                                         |                                                     |           |             |
|                                                                                      | Other                                               |           |             |
| <b>United Nations</b>                                                                |                                                     |           | <b>3</b>    |
| <b>United Nations</b>                                                                |                                                     |           | <b>3</b>    |
|                                                                                      | FAO                                                 |           | 0           |
|                                                                                      | UNCTAD                                              |           | 3           |
|                                                                                      | UNFCCC                                              |           |             |
| <b>Part II: Countries and Territories in Transition (NON-ODA eligible countries)</b> |                                                     |           | <b>31</b>   |
| <b>Bilateral</b>                                                                     |                                                     |           | <b>31</b>   |
| <b>Europe</b>                                                                        |                                                     |           | <b>31</b>   |
| <b>Europe</b>                                                                        |                                                     |           | <b>31</b>   |
|                                                                                      | Greenland                                           | MADCTS    | 31          |
|                                                                                      | Cyprus                                              | MADCTS    |             |
|                                                                                      | Hungary                                             | CEECS/NIS |             |

|                                      |                                              |           |             |
|--------------------------------------|----------------------------------------------|-----------|-------------|
|                                      | Poland                                       | CEECS/NIS |             |
|                                      | Russia                                       | CEECS/NIS | 0           |
| <b>America</b>                       |                                              |           | <b>0</b>    |
|                                      | <b>America (North &amp; Central America)</b> |           | <b>0</b>    |
|                                      | Aruba                                        | MADCTS    | 0           |
|                                      | Trinidad And Tobago                          | MADCTS    |             |
| <b>Asia</b>                          |                                              |           | <b>0</b>    |
|                                      | <b>Asia (Middle East Asia)</b>               |           | <b>0</b>    |
|                                      | Israel                                       | MADCTS    | 0           |
| <b>Oceania</b>                       |                                              |           |             |
|                                      | <b>Oceania</b>                               |           |             |
|                                      | Pitcairn Islands                             | MADCTS    |             |
| <b>Other</b>                         |                                              |           |             |
|                                      | <b>Other</b>                                 |           |             |
|                                      | MADCT Unallocated                            | MADCTS    |             |
| <b>Part II: Other Unallocated</b>    |                                              |           |             |
|                                      | Part II: Other Unallocated                   |           |             |
| <b>Sub Total PI+PII</b>              |                                              |           | <b>2877</b> |
|                                      | Sub Total PI+PII                             |           | 2877        |
| <b>ODA Countries Other Flows</b>     |                                              |           | <b>67</b>   |
|                                      | ODA Countries Other Flows                    |           | 67          |
| <b>NON-ODA Countries Other Flows</b> |                                              |           |             |
|                                      | NON-ODA Countries Other Flows                |           |             |
| <b>TOTAL COMMITTED AMOUNT</b>        |                                              |           | <b>2944</b> |

\*DG NEAR = Directorate General for Neighbourhood and Enlargement Negotiations

### Annex 7.7B Country breakdown of European Commission external aid in 2015 – Disbursements

| <b>D</b>             | <b>ODA</b> | <b>Non-ODA</b> |
|----------------------|------------|----------------|
| Budget EuropeAid     | Y          | Y              |
| EDF                  | Y          | Y              |
| Budget Non EuropeAid | Y          | Y              |

#### Disbursements

| Country / Region                                                                      | Income Group | EuropeAid Budget | EuropeAid EDF | DG NEAR     | Other DGs   | Total        |
|---------------------------------------------------------------------------------------|--------------|------------------|---------------|-------------|-------------|--------------|
| <b>Part I: Developing Countries and Territories (Official Development Assistance)</b> |              | <b>2595</b>      | <b>2900</b>   | <b>2419</b> | <b>2441</b> | <b>10356</b> |
| <b>Bilateral</b>                                                                      |              | <b>2485</b>      | <b>2900</b>   | <b>2416</b> | <b>2436</b> | <b>10237</b> |
| <b>Europe</b>                                                                         |              | <b>112</b>       | <b>1</b>      | <b>1014</b> | <b>722</b>  | <b>1848</b>  |
| <b>Europe</b>                                                                         |              | <b>112</b>       | <b>1</b>      | <b>1014</b> | <b>722</b>  | <b>1848</b>  |
| Turkey                                                                                | UMICS        | 1                |               | 231         | 537         | 770          |
| Kosovo                                                                                | LMICS        | 1                |               | 68          | 108         | 177          |
| Serbia                                                                                | UMICS        | 0                |               | 123         | 5           | 129          |
| Bosnia-Herzegovina                                                                    | UMICS        | 1                |               | 85          | 10          | 96           |
| Montenegro                                                                            | UMICS        | 0                |               | 23          | 0           | 24           |
| The former Yugoslav Republic of Macedonia                                             | UMICS        | 0                |               | 39          | 14          | 53           |
| Albania                                                                               | UMICS        | 0                |               | 87          |             | 87           |
| Ukraine                                                                               | LMICS        | 23               |               | 68          | 40          | 131          |
| Belarus                                                                               | UMICS        | 4                |               | 17          | 1           | 23           |
| States Ex-Yugoslavia                                                                  | UNALLOC      |                  |               | 1           |             | 1            |
| Europe, regional                                                                      | UNALLOC      | 78               | 1             | 229         | 6           | 314          |
| Moldova                                                                               | LMICS        | 3                |               | 42          |             | 45           |
| <b>Africa</b>                                                                         |              | <b>559</b>       | <b>2594</b>   | <b>473</b>  | <b>667</b>  | <b>4293</b>  |
| <b>Africa</b>                                                                         |              | <b>64</b>        | <b>209</b>    | <b>3</b>    | <b>5</b>    | <b>282</b>   |
| Africa, regional                                                                      | UNALLOC      | 64               | 209           | 3           | 5           | 282          |
| <b>Africa (North of Sahara)</b>                                                       |              | <b>13</b>        |               | <b>470</b>  | <b>24</b>   | <b>507</b>   |
| Algeria                                                                               | UMICS        | 1                |               | 33          | 9           | 44           |

|                                  |            |            |             |     |            |             |
|----------------------------------|------------|------------|-------------|-----|------------|-------------|
| Libya                            | UMICS      | 4          |             | 6   | 14         | 23          |
| Morocco                          | LMICS      | 2          |             | 152 | 0          | 154         |
| Tunisia                          | UMICS      | 2          |             | 154 | 1          | 157         |
| Egypt                            | LMICS      | 3          |             | 68  | 1          | 71          |
| North of Sahara, regional        | UNALLOC    | 2          |             | 56  |            | 58          |
| <b>Africa (South of Sahara)</b>  |            | <b>482</b> | <b>2384</b> |     | <b>638</b> | <b>3504</b> |
| South Africa                     | UMICS      | 141        |             |     |            | 141         |
| Angola                           | LDCS       | 5          | 20          |     |            | 24          |
| Botswana                         | UMICS      | 0          | 9           |     |            | 9           |
| Burundi                          | LDCS       | 7          | 30          |     | 7          | 44          |
| Cameroon                         | LMICS      | 11         | 23          |     | 11         | 45          |
| Cape Verde                       | LMICS      | 3          | 8           |     |            | 12          |
| Central African Rep.             | LDCS       | 10         | 55          |     | 46         | 111         |
| Chad                             | LDCS       | 11         | 109         |     | 43         | 163         |
| Comoros                          | LDCS       | 1          | 9           |     | 0          | 10          |
| Congo                            | LMICS      | 4          | 16          |     |            | 20          |
| Democratic Republic of the Congo | LDCS       | 29         | 90          |     | 64         | 184         |
| Benin                            | LDCS       | 2          | 32          |     | 2          | 36          |
| Ethiopia                         | LDCS       | 6          | 110         |     | 28         | 144         |
| Gabon                            | UMICS      | 1          | 6           |     |            | 7           |
| Gambia                           | LDCS       | 2          | 6           |     | 0          | 8           |
| Ghana                            | LMICS      | 3          | 187         |     | 0          | 191         |
| Guinea                           | LDCS       | 2          | 66          |     | 15         | 83          |
| Guinea-Bissau                    | LDCS       | 6          | 20          |     | 1          | 26          |
| Ivory Coast                      | LMICS      | 13         | 44          |     | 7          | 64          |
| Kenya                            | OTHER_LICS | 23         | 66          |     | 20         | 109         |
| Lesotho                          | LDCS       | 0          | 10          |     |            | 10          |
| Liberia                          | LDCS       | 2          | 44          |     | 5          | 51          |
| Madagascar                       | LDCS       | 8          | 66          |     | 2          | 76          |
| Malawi                           | LDCS       | 7          | 53          |     | 4          | 64          |

|                                              |            |            |            |           |            |
|----------------------------------------------|------------|------------|------------|-----------|------------|
| Mali                                         | LDCS       | 3          | 94         | 47        | 144        |
| Mauritania                                   | LDCS       | 3          | 31         | 9         | 43         |
| Mauritius                                    | UMICS      | 25         | 2          |           | 27         |
| Mozambique                                   | LDCS       | 9          | 64         | 3         | 76         |
| Niger                                        | LDCS       | 4          | 156        | 59        | 218        |
| Nigeria                                      | LMICS      | 1          | 76         | 15        | 92         |
| Zimbabwe                                     | OTHER_LICS | 8          | 65         | 0         | 73         |
| Rwanda                                       | LDCS       | 2          | 14         | 0         | 16         |
| Sao Tome and Principe                        | LDCS       | 1          | 5          |           | 5          |
| Senegal                                      | LDCS       | 6          | 35         | 4         | 46         |
| Seychelles                                   | UMICS      | 0          | 0          |           | 0          |
| Eritrea                                      | LDCS       | 1          | 11         |           | 12         |
| Sierra Leone                                 | LDCS       | 5          | 48         | 13        | 67         |
| Somalia                                      | LDCS       | 5          | 111        | 40        | 156        |
| Djibouti                                     | LDCS       | 5          | 4          | 2         | 10         |
| Namibia                                      | UMICS      | 2          | 18         |           | 20         |
| St. Helena                                   | UMICS      |            | 0          |           | 0          |
| Sudan                                        | LDCS       | 8          | 18         | 32        | 58         |
| South Sudan                                  | LDCS       | 4          | 21         | 98        | 123        |
| Swaziland                                    | LMICS      | 19         | 13         |           | 33         |
| Tanzania                                     | LDCS       | 10         | 86         | 12        | 108        |
| Togo                                         | LDCS       | 1          | 20         | 1         | 22         |
| Uganda                                       | LDCS       | 8          | 70         | 11        | 88         |
| Burkina Faso                                 | LDCS       | 8          | 137        | 29        | 174        |
| Zambia                                       | LDCS       | 3          | 57         |           | 60         |
| South of Sahara, regional                    | UNALLOC    | 46         | 149        | 6         | 201        |
| <b>America</b>                               |            | <b>419</b> | <b>167</b> | <b>69</b> | <b>655</b> |
| <b>America</b>                               |            | <b>12</b>  |            | <b>1</b>  | <b>13</b>  |
| America, regional                            | UNALLOC    | 12         |            | 1         | 13         |
| <b>America (North &amp; Central America)</b> |            | <b>209</b> | <b>165</b> | <b>38</b> | <b>412</b> |

|                                   |         |            |          |           |            |
|-----------------------------------|---------|------------|----------|-----------|------------|
| Costa Rica                        | UMICS   | 10         |          |           | 10         |
| Cuba                              | UMICS   | 12         |          | 2         | 13         |
| Dominican Republic                | UMICS   | 5          | 23       | 3         | 31         |
| El Salvador                       | LMICS   | 14         |          | 1         | 15         |
| Guatemala                         | LMICS   | 18         |          | 4         | 22         |
| Haiti                             | LDCS    | 11         | 89       | 23        | 124        |
| Honduras                          | LMICS   | 42         |          | 0         | 42         |
| Belize                            | UMICS   | 7          | 3        |           | 10         |
| Jamaica                           | UMICS   | 12         | 14       | 0         | 27         |
| Mexico                            | UMICS   | 9          |          | 0         | 10         |
| Nicaragua                         | LMICS   | 40         |          | 1         | 40         |
| Panama                            | UMICS   | 3          |          |           | 3          |
| Antigua And Barbuda               | UMICS   |            | 0        | 0         | 0          |
| Dominica                          | UMICS   | 1          | 1        | 0         | 2          |
| West Indies, regional             | UNALLOC | 4          | 25       |           | 29         |
| Grenada                           | UMICS   |            | 0        | 0         | 0          |
| St. Lucia                         | UMICS   | 1          | 3        | 0         | 5          |
| St. Vincent & Grenadines          | UMICS   | 1          | 5        | 2         | 8          |
| Montserrat                        | UMICS   |            | 0        |           | 0          |
| North & Central America, regional | UNALLOC | 19         | 2        | 1         | 22         |
| <b>America (South America)</b>    |         | <b>198</b> | <b>2</b> | <b>31</b> | <b>230</b> |
| Argentina                         | UMICS   | 7          |          | 1         | 8          |
| Bolivia                           | LMICS   | 41         |          | 6         | 46         |
| Brazil                            | UMICS   | 17         |          | 1         | 18         |
| Chile                             | UMICS   | 6          |          | 0         | 6          |
| Colombia                          | UMICS   | 38         |          | 15        | 53         |
| Ecuador                           | UMICS   | 13         |          | 3         | 16         |
| Guyana                            | LMICS   | 1          | 0        |           | 1          |
| Paraguay                          | LMICS   | 17         |          | 2         | 19         |
| Peru                              | UMICS   | 23         |          | 2         | 25         |

|                                        |                          |            |            |          |            |            |             |
|----------------------------------------|--------------------------|------------|------------|----------|------------|------------|-------------|
|                                        | Suriname                 | UMICS      | 0          | 2        |            | 0          | 2           |
|                                        | Uruguay                  | UMICS      | 5          |          |            |            | 5           |
|                                        | Venezuela                | UMICS      | 1          |          |            | 1          | 2           |
|                                        | South America, regional  | UNALLOC    | 29         |          |            | 0          | 29          |
| <b>Asia</b>                            |                          |            | <b>916</b> | <b>9</b> | <b>717</b> | <b>704</b> | <b>2347</b> |
| <b>Asia</b>                            |                          |            | <b>36</b>  |          | <b>0</b>   |            | <b>36</b>   |
|                                        | Asia, regional           | UNALLOC    | 36         |          | 0          |            | 36          |
| <b>Asia (Far East Asia)</b>            |                          |            | <b>252</b> | <b>9</b> |            | <b>17</b>  | <b>278</b>  |
|                                        | Cambodia                 | LDCS       | 40         |          |            | 1          | 41          |
|                                        | China                    | UMICS      | 29         |          |            | 1          | 30          |
|                                        | Indonesia                | LMICS      | 45         | 0        |            |            | 45          |
|                                        | Korea, Dem. Rep.         | OTHER_LICS | 8          |          |            |            | 8           |
|                                        | Laos                     | LDCS       | 10         |          |            | 0          | 10          |
|                                        | Malaysia                 | UMICS      | 2          |          |            |            | 2           |
|                                        | Mongolia                 | LMICS      | 6          |          |            |            | 6           |
|                                        | Philippines              | LMICS      | 41         |          |            | 11         | 52          |
|                                        | Thailand                 | UMICS      | 9          |          |            | 3          | 12          |
|                                        | Timor-Leste              | LDCS       | 2          | 9        |            |            | 11          |
|                                        | Viet Nam                 | LMICS      | 47         |          |            | 1          | 48          |
|                                        | Far East Asia, regional  | UNALLOC    | 15         |          |            | 1          | 16          |
| <b>Asia (Middle East Asia)</b>         |                          |            | <b>60</b>  |          | <b>571</b> | <b>451</b> | <b>1082</b> |
|                                        | Iran                     | UMICS      | 1          |          |            | 1          | 2           |
|                                        | Iraq                     | UMICS      | 16         |          |            | 86         | 102         |
|                                        | Jordan                   | UMICS      | 2          |          | 102        | 53         | 157         |
|                                        | West Bank And Gaza Strip | LMICS      | 10         |          | 321        | 39         | 370         |
|                                        | Lebanon                  | UMICS      | 2          |          | 70         | 78         | 150         |
|                                        | Syria                    | LMICS      | 3          |          | 35         | 163        | 200         |
|                                        | Yemen                    | LDCS       | 17         |          |            | 31         | 48          |
|                                        | Middle East, regional    | UNALLOC    | 9          |          | 43         | 1          | 53          |
| <b>Asia (South &amp; Central Asia)</b> |                          |            | <b>568</b> |          | <b>146</b> | <b>236</b> | <b>950</b>  |

|                |                                |            |           |           |    |          |            |
|----------------|--------------------------------|------------|-----------|-----------|----|----------|------------|
|                | Armenia                        | LMICS      | 6         |           | 47 |          | 53         |
|                | Azerbaijan                     | UMICS      | 1         |           | 23 |          | 24         |
|                | Georgia                        | LMICS      | 3         |           | 74 | 42       | 118        |
|                | Kazakhstan                     | UMICS      | 13        |           |    | 0        | 13         |
|                | Kyrgyz Republic                | LMICS      | 19        |           |    | 12       | 30         |
|                | Tajikistan                     | OTHER_LICS | 25        |           |    | 0        | 26         |
|                | Turkmenistan                   | UMICS      | 4         |           |    | 0        | 4          |
|                | Uzbekistan                     | LMICS      | 9         |           |    | 2        | 11         |
|                | Central Asia, regional         | UNALLOC    | 38        |           | 2  | 1        | 41         |
|                | Afghanistan                    | LDCS       | 85        |           |    | 88       | 173        |
|                | Bhutan                         | LDCS       | 1         |           |    | 0        | 2          |
|                | Myanmar                        | LDCS       | 87        |           |    | 21       | 108        |
|                | Sri Lanka                      | LMICS      | 29        |           |    | 3        | 32         |
|                | India                          | LMICS      | 66        |           |    | 5        | 72         |
|                | Maldives                       | UMICS      | 1         |           |    | 0        | 1          |
|                | Nepal                          | LDCS       | 29        |           |    | 14       | 43         |
|                | Pakistan                       | LMICS      | 80        |           |    | 30       | 110        |
|                | Bangladesh                     | LDCS       | 56        |           |    | 16       | 72         |
|                | South Asia, regional           | UNALLOC    | 9         |           |    | 1        | 10         |
|                | South & Central Asia, regional | UNALLOC    | 6         |           | 1  |          | 7          |
| <b>Oceania</b> |                                |            | <b>22</b> | <b>76</b> |    | <b>4</b> | <b>101</b> |
| <b>Oceania</b> |                                |            | <b>22</b> | <b>76</b> |    | <b>4</b> | <b>101</b> |
|                | Cook Islands                   | UMICS      |           | 3         |    | 0        | 3          |
|                | Fiji                           | UMICS      | 11        | 5         |    | 1        | 17         |
|                | Kiribati                       | LDCS       | 0         | 3         |    |          | 3          |
|                | Nauru                          | UMICS      |           | 0         |    |          | 0          |
|                | Vanuatu                        | LDCS       | 1         | 6         |    | 2        | 9          |
|                | Niue                           | UMICS      |           | 0         |    |          | 0          |
|                | Micronesia, Fed. States        | LMICS      |           | 0         |    |          | 0          |
|                | Papua New Guinea               | LMICS      | 3         | 17        |    | 0        | 20         |

|                                                                                      |                                                     |         |            |           |            |            |            |
|--------------------------------------------------------------------------------------|-----------------------------------------------------|---------|------------|-----------|------------|------------|------------|
|                                                                                      | Solomon Islands                                     | LDCS    | 2          | 3         |            | 0          | 5          |
|                                                                                      | Tonga                                               | UMICS   | 0          | 4         |            |            | 4          |
|                                                                                      | Tuvalu                                              | LDCS    |            | 0         |            |            | 0          |
|                                                                                      | Wallis & Futuna                                     | UMICS   |            | 0         |            |            | 0          |
|                                                                                      | Samoa                                               | LMICS   | 1          | 11        |            |            | 12         |
|                                                                                      | Oceania, regional                                   | UNALLOC | 4          | 24        |            |            | 28         |
| <b>Developing countries, unspecified</b>                                             |                                                     |         | <b>457</b> | <b>53</b> | <b>213</b> | <b>270</b> | <b>993</b> |
| <b>Developing countries, unspecified</b>                                             |                                                     |         | <b>457</b> | <b>53</b> | <b>213</b> | <b>270</b> | <b>993</b> |
|                                                                                      | Developing countries, unspecified                   | UNALLOC | 457        | 53        | 213        | 270        | 993        |
| <b>Bilateral, core contributions to NGOs, PPPs</b>                                   |                                                     |         | <b>3</b>   |           | <b>1</b>   | <b>4</b>   | <b>7</b>   |
| <b>Bilateral, core contributions to NGOs, PPPs</b>                                   |                                                     |         | <b>3</b>   |           | <b>1</b>   | <b>4</b>   | <b>7</b>   |
| <b>Bilateral, core contributions to NGOs, PPPs</b>                                   |                                                     |         | <b>3</b>   |           | <b>1</b>   | <b>4</b>   | <b>7</b>   |
|                                                                                      | Bilateral, core contributions to NGOs, PPPs         |         | 3          |           | 1          | 4          | 7          |
|                                                                                      |                                                     |         |            |           |            |            |            |
| <b>Multilateral</b>                                                                  |                                                     |         | <b>107</b> |           | <b>2</b>   | <b>1</b>   | <b>111</b> |
| <b>Global Fund to Fight AIDS, Tuberculosis and Malaria</b>                           |                                                     |         | <b>102</b> |           |            |            | <b>102</b> |
| <b>Global Fund to Fight AIDS, Tuberculosis and Malaria</b>                           |                                                     |         | <b>102</b> |           |            |            | <b>102</b> |
|                                                                                      | Global Fund to Fight AIDS, Tuberculosis and Malaria |         | 102        |           |            |            | 102        |
| <b>Other</b>                                                                         |                                                     |         | <b>0</b>   |           | <b>2</b>   | <b>1</b>   | <b>4</b>   |
| <b>Other</b>                                                                         |                                                     |         | <b>0</b>   |           | <b>2</b>   | <b>1</b>   | <b>4</b>   |
|                                                                                      | Other                                               |         | 0          |           | 2          | 1          | 4          |
| <b>United Nations</b>                                                                |                                                     |         | <b>5</b>   |           |            | <b>0</b>   | <b>5</b>   |
| <b>United Nations</b>                                                                |                                                     |         | <b>5</b>   |           |            | <b>0</b>   | <b>5</b>   |
|                                                                                      | FAO                                                 |         | 0          |           |            |            | 0          |
|                                                                                      | OHCHR                                               |         | 3          |           |            |            | 3          |
|                                                                                      | UNFCCC                                              |         | 2          |           |            | 0          | 2          |
| <b>Part II: Countries and Territories in Transition (NON-ODA eligible countries)</b> |                                                     |         | <b>64</b>  | <b>23</b> | <b>69</b>  | <b>140</b> | <b>297</b> |
| <b>Bilateral</b>                                                                     |                                                     |         | <b>64</b>  | <b>23</b> | <b>69</b>  | <b>140</b> | <b>297</b> |
| <b>Europe</b>                                                                        |                                                     |         | <b>34</b>  | <b>0</b>  | <b>60</b>  | <b>68</b>  | <b>162</b> |
| <b>Europe</b>                                                                        |                                                     |         | <b>34</b>  | <b>0</b>  | <b>60</b>  | <b>68</b>  | <b>162</b> |
|                                                                                      | Greenland                                           | MADCTS  | 30         | 0         |            |            | 30         |

|                                              |                           |           |           |           |           |           |           |
|----------------------------------------------|---------------------------|-----------|-----------|-----------|-----------|-----------|-----------|
|                                              | Cyprus                    | MADCTS    |           |           | 18        |           | 18        |
|                                              | Slovenia                  | CEECs/NIS |           |           |           | 0         | 0         |
|                                              | Croatia                   | CEECs/NIS | 0         |           | 37        | 6         | 43        |
|                                              | Slovak Republic           | CEECs/NIS |           |           |           | 0         | 0         |
|                                              | Bulgaria                  | CEECs/NIS |           |           |           | 14        | 14        |
|                                              | Hungary                   | CEECs/NIS |           |           |           | 0         | 0         |
|                                              | Poland                    | CEECs/NIS |           |           |           | 24        | 24        |
|                                              | Romania                   | CEECs/NIS |           |           |           | 22        | 22        |
|                                              | Lithuania                 | CEECs/NIS |           |           |           | 0         | 0         |
|                                              | Russia                    | CEECs/NIS | 4         |           | 5         | 2         | 10        |
|                                              | Iceland                   | CEECs/NIS |           |           | 0         |           | 0         |
| <b>Africa</b>                                |                           |           |           | <b>0</b>  |           |           | <b>0</b>  |
| <b>Africa (South of Sahara)</b>              |                           |           |           | <b>0</b>  |           |           | <b>0</b>  |
|                                              | Mayotte                   | MADCTS    |           |           | 0         |           | 0         |
| <b>America</b>                               |                           |           | <b>24</b> | <b>22</b> |           | <b>0</b>  | <b>46</b> |
| <b>America (North &amp; Central America)</b> |                           |           | <b>24</b> | <b>21</b> |           | <b>0</b>  | <b>45</b> |
|                                              | Saint Pierre And Miquelon | MADCTS    |           |           | 2         |           | 2         |
|                                              | Barbados                  | MADCTS    | 24        |           | 0         | 0         | 24        |
|                                              | Netherlands Antilles      | MADCTS    |           |           | 0         |           | 0         |
|                                              | Aruba                     | MADCTS    | 0         |           | 3         |           | 3         |
|                                              | Trinidad And Tobago       | MADCTS    | 0         |           | 8         | 0         | 8         |
|                                              | St. Kitts-Nevis           | MADCTS    | 0         |           | 2         |           | 2         |
|                                              | Turks & Caicos Islands    | MADCTS    |           |           | 5         |           | 5         |
| <b>America (South America)</b>               |                           |           |           | <b>1</b>  |           |           | <b>1</b>  |
|                                              | Falkland Islands          | MADCTS    |           |           | 1         |           | 1         |
| <b>Asia</b>                                  |                           |           | <b>6</b>  |           | <b>10</b> | <b>10</b> | <b>25</b> |
| <b>Asia (Far East Asia)</b>                  |                           |           | <b>0</b>  |           |           | <b>4</b>  | <b>4</b>  |
|                                              | Taiwan                    | MADCTS    | 0         |           |           | 1         | 1         |
|                                              | Hong Kong, China          | MADCTS    |           |           |           | 0         | 0         |
|                                              | Korea                     | MADCTS    |           |           |           | 1         | 1         |

|                                      |                      |        |             |             |             |             |              |
|--------------------------------------|----------------------|--------|-------------|-------------|-------------|-------------|--------------|
|                                      | Macau, China         | MADCTS |             |             |             | 0           | 0            |
|                                      | Singapore            | MADCTS |             |             |             | 1           | 1            |
| <b>Asia (Middle East Asia)</b>       |                      |        | <b>5</b>    |             | <b>10</b>   | <b>6</b>    | <b>22</b>    |
|                                      | Israel               | MADCTS | 5           |             | 10          | 6           | 21           |
|                                      | Saudi Arabia         | MADCTS |             |             |             | 0           | 0            |
|                                      | United Arab Emirates | MADCTS | 0           |             |             | 0           | 0            |
| <b>Oceania</b>                       |                      |        |             | <b>1</b>    |             | <b>1</b>    | <b>2</b>     |
| <b>Oceania</b>                       |                      |        |             | <b>1</b>    |             | <b>1</b>    | <b>2</b>     |
|                                      | Pitcairn Islands     | MADCTS |             | 1           |             | 1           | 2            |
|                                      | French Polynesia     | MADCTS |             | 1           |             |             | 1            |
|                                      | New Caledonia        | MADCTS |             | 0           |             |             | 0            |
| <b>Other</b>                         |                      |        | <b>0</b>    | <b>0</b>    |             | <b>61</b>   | <b>61</b>    |
| <b>Other</b>                         |                      |        | <b>0</b>    | <b>0</b>    |             | <b>61</b>   | <b>61</b>    |
|                                      | MADCT Unallocated    | MADCTS | 0           | 0           |             | 61          | 61           |
| <b>Part II: Other Unallocated</b>    |                      |        | <b>0</b>    |             | <b>14</b>   | <b>9</b>    | <b>23</b>    |
| Part II: Other Unallocated           |                      |        | 0           |             | 14          | 9           | 23           |
| <b>Sub Total PI+PII</b>              |                      |        | <b>2660</b> | <b>2923</b> | <b>2502</b> | <b>2590</b> | <b>10675</b> |
| Sub Total PI+PII                     |                      |        | 2660        | 2923        | 2502        | 2590        | 10675        |
| <b>ODA Countries Other Flows</b>     |                      |        | <b>45</b>   | <b>287</b>  | <b>53</b>   | <b>211</b>  | <b>595</b>   |
| ODA Countries Other Flows            |                      |        | 45          | 287         | 53          | 211         | 595          |
| <b>NON-ODA Countries Other Flows</b> |                      |        |             |             |             |             |              |
| NON-ODA Countries Other Flows        |                      |        |             |             |             |             |              |
| <b>TOTAL PAID AMOUNT</b>             |                      |        | <b>2704</b> | <b>3210</b> | <b>2555</b> | <b>2801</b> | <b>11270</b> |

\*DG NEAR = Directorate General for Neighbourhood and Enlargement Negotiations

| C D                  | ODA | No |
|----------------------|-----|----|
| Budget EuropeAid     | Y   |    |
| EDF                  | Y   |    |
| Budget Non EuropeAid | Y   |    |

## Annex 7.8 Distribution of ODA by OECD Sector and Country Grouping in 2015

### Commitments

| Income Group                                  | ODA per Capita (Euro / Capita) | Action relating to debt | Budget support, food aid, food security | Economic infrastructures and services | Humanitarian aid | Multisector/ Crosscutting |
|-----------------------------------------------|--------------------------------|-------------------------|-----------------------------------------|---------------------------------------|------------------|---------------------------|
| Least Developed Countries                     | 4.2                            |                         | 1084                                    | 368                                   | 525              |                           |
| Other Low Income Countries                    | 3.42                           |                         | 15                                      | 40                                    | 49               |                           |
| Lower Middle Income Countries and Territories | 1.05                           |                         | 5                                       | 137                                   | 403              |                           |
| Upper Middle Income Countries and Territories | 1.02                           |                         | 70                                      | 338                                   | 476              |                           |
| <b>LDC + OLIC + LMIC +UMIC</b>                |                                |                         | <b>1174</b>                             | <b>884</b>                            | <b>1454</b>      | <b>974</b>                |
| Other                                         | N/A                            |                         | 68                                      | 177                                   | 434              |                           |
| <b>Other</b>                                  |                                |                         | <b>68</b>                               | <b>177</b>                            | <b>434</b>       | <b>2303</b>               |
|                                               |                                |                         | <b>1242</b>                             | <b>1061</b>                           | <b>1887</b>      | <b>3278</b>               |

### Disbursements

| Income Group              | ODA per Capita (Euro / Capita) | Action relating to debt | Budget support, food aid, food security | Economic infrastructures and services | Humanitarian aid | Multisector/ Crosscutting |
|---------------------------|--------------------------------|-------------------------|-----------------------------------------|---------------------------------------|------------------|---------------------------|
| Least Developed Countries | 3.71                           |                         | 619                                     | 391                                   | 647              |                           |

|                                               |      |  |            |            |             |            |
|-----------------------------------------------|------|--|------------|------------|-------------|------------|
| Other Low Income Countries                    | 2.49 |  | 12         | 47         | 23          |            |
| Lower Middle Income Countries and Territories | 1.02 |  | 165        | 163        | 419         |            |
| Upper Middle Income Countries and Territories | 1.02 |  | 167        | 291        | 305         |            |
| <b>LDC + OLIC + LMIC +UMIC</b>                |      |  | <b>962</b> | <b>893</b> | <b>1395</b> | <b>643</b> |

|              |     |          |           |            |            |            |
|--------------|-----|----------|-----------|------------|------------|------------|
| Other        | N/A | 0        | 42        | 139        | 117        |            |
| <b>Other</b> |     | <b>0</b> | <b>42</b> | <b>139</b> | <b>117</b> | <b>214</b> |

|          |             |             |             |            |
|----------|-------------|-------------|-------------|------------|
| <b>0</b> | <b>1005</b> | <b>1032</b> | <b>1512</b> | <b>857</b> |
|----------|-------------|-------------|-------------|------------|

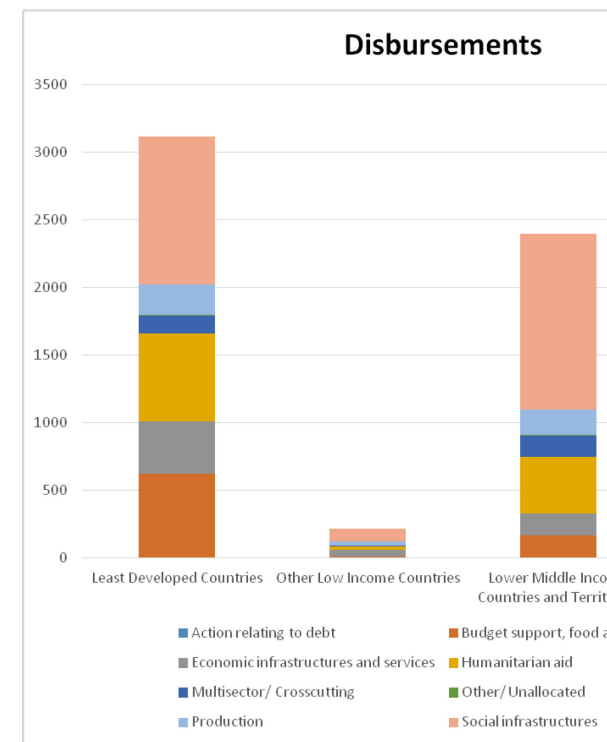
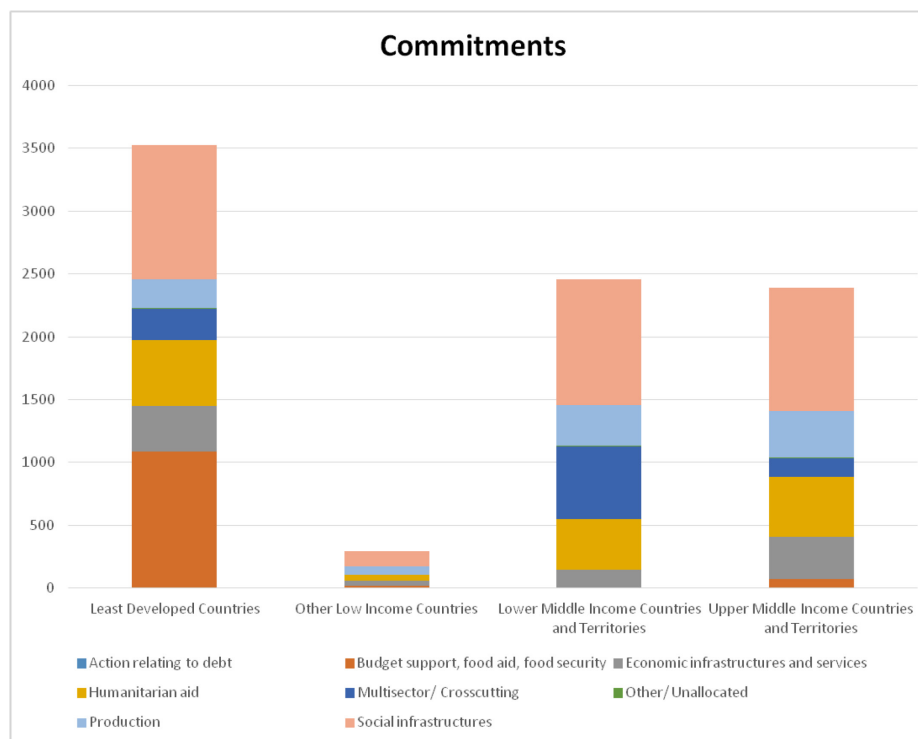
### Commitments

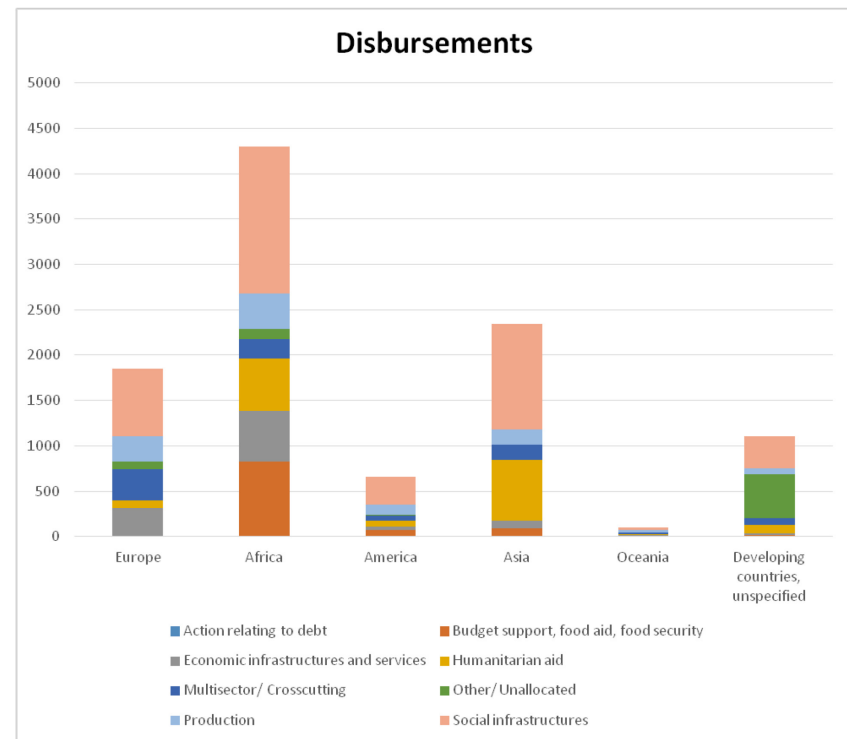
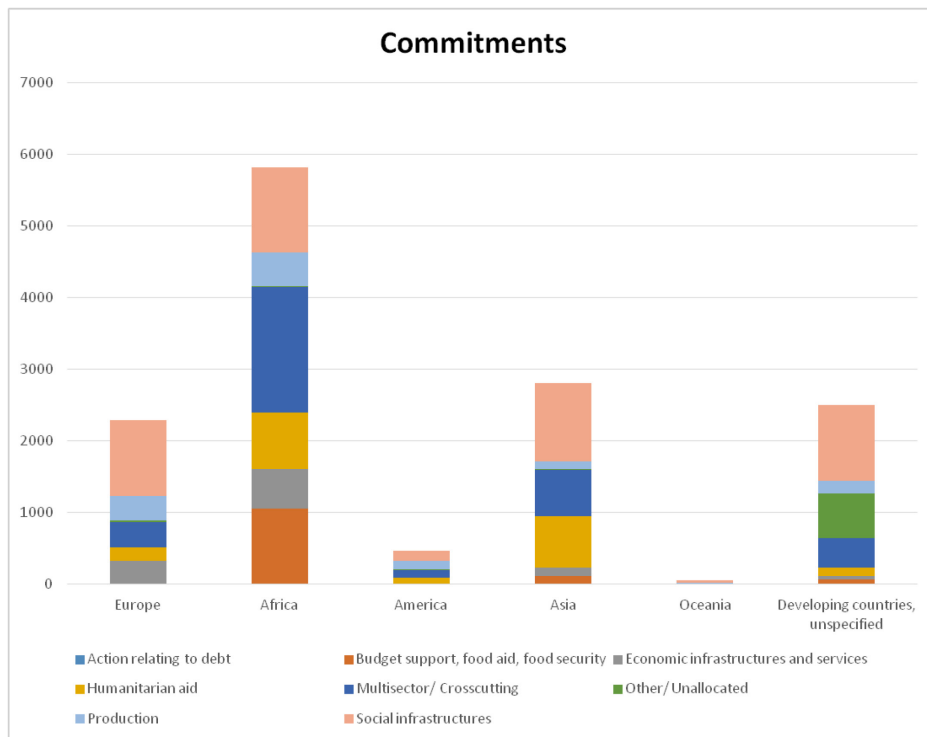
| Region                            | ODA per Capita (Euro / Capita) | Action relating to debt | Budget support, food aid, food security | Economic infrastructures and services | Humanitarian aid | Multisector/ Crosscutting |
|-----------------------------------|--------------------------------|-------------------------|-----------------------------------------|---------------------------------------|------------------|---------------------------|
| Europe                            | 15.02                          |                         | 0                                       | 333                                   | 181              |                           |
| Africa                            | 5.65                           |                         | 1054                                    | 553                                   | 785              |                           |
| America                           | 0.79                           |                         |                                         |                                       | 89               |                           |
| Asia                              | 0.73                           |                         | 117                                     | 122                                   | 709              |                           |
| Oceania                           | 5.99                           |                         | 3                                       | 10                                    | 3                |                           |
| Developing countries, unspecified |                                |                         | 68                                      | 42                                    | 119              |                           |
|                                   |                                |                         | <b>1242</b>                             | <b>1061</b>                           | <b>1887</b>      | <b>3278</b>               |

### Disbursements

| Region | ODA per Capita (Euro / Capita) | Action relating to debt | Budget support, food aid, food security | Economic infrastructures and services | Humanitarian aid | Multisector/ Crosscutting |
|--------|--------------------------------|-------------------------|-----------------------------------------|---------------------------------------|------------------|---------------------------|
| Europe | 12.13                          |                         | 1                                       | 314                                   | 87               |                           |
| Africa | 4.18                           | 0                       | 825                                     | 556                                   | 581              |                           |

|                                   |       |          |             |             |             |
|-----------------------------------|-------|----------|-------------|-------------|-------------|
| America                           | 1.11  |          | 69          | 43          | 64          |
| Asia                              | 0.61  |          | 88          | 84          | 676         |
| Oceania                           | 11.23 |          | 5           | 14          | 10          |
| Developing countries, unspecified |       |          | 16          | 20          | 93          |
|                                   |       | <b>0</b> | <b>1005</b> | <b>1032</b> | <b>1512</b> |
|                                   |       |          |             |             | <b>857</b>  |





Annex 7.9A ODA Recipient Country by main OECD sector in 2015 – Commitments

| C                    | ODA | Non-ODA |
|----------------------|-----|---------|
| Budget EuropeAid     | Y   | N       |
| EDF                  | Y   | N       |
| Budget Non EuropeAid | Y   | N       |

Commitments

|                           | Country                          | ODA per Capita (Euro/Capita) | Budget support, food aid, food security | Economic infrastructures and services | Humanitarian aid | Multisector/ Crosscutting | Other/ Unallocated | Production | Social infrastructures |     |
|---------------------------|----------------------------------|------------------------------|-----------------------------------------|---------------------------------------|------------------|---------------------------|--------------------|------------|------------------------|-----|
| Least Developed Countries | Afghanistan                      | 9.67                         |                                         |                                       | 17               |                           | 4                  | 5          | 249                    | 275 |
|                           | Bangladesh                       | 0.73                         | 8                                       |                                       | 12               | 8                         |                    |            | 83                     | 111 |
|                           | Benin                            | 3.31                         |                                         | 18                                    |                  |                           |                    |            | 14                     | 32  |
|                           | Bhutan                           | 3.37                         |                                         |                                       |                  | 2                         |                    |            |                        | 2   |
|                           | Burkina Faso                     | 8.08                         | 120                                     |                                       |                  |                           |                    |            | 6                      | 126 |
|                           | Burundi                          | 1.45                         |                                         |                                       |                  | 9                         |                    |            | 4                      | 13  |
|                           | Cambodia                         | 2.79                         |                                         |                                       |                  | 0                         |                    |            | 40                     | 40  |
|                           | Central African Rep.             | 20.49                        | 40                                      |                                       |                  | 35                        |                    | 0          | 14                     | 89  |
|                           | Chad                             | 13.46                        | 22                                      | 20                                    |                  | 37                        |                    | 20         | 59                     | 158 |
|                           | Comoros                          | 11.86                        |                                         |                                       |                  |                           |                    |            | 8                      | 8   |
|                           | Democratic Republic of the Congo | 2.92                         |                                         |                                       |                  | 24                        | 120                | 0          | 37                     | 181 |
|                           | Djibouti                         | 22.60                        |                                         |                                       |                  | 2                         |                    |            | 17                     | 19  |
|                           | Equatorial Guinea                | 0.01                         |                                         |                                       |                  | 0                         |                    |            |                        | 0   |
|                           | Eritrea                          | 0.00                         |                                         |                                       |                  | 0                         |                    |            |                        | 0   |
|                           | Ethiopia                         | 3.55                         | 50                                      | 170                                   |                  | 24                        |                    | 65         | 0                      | 310 |
|                           | Guinea                           | 5.15                         | 30                                      |                                       |                  |                           |                    |            | 26                     | 56  |
|                           | Guinea-Bissau                    | 15.16                        | 8                                       |                                       |                  |                           | 15                 |            | 1                      | 24  |
|                           | Haiti                            | 0.92                         |                                         |                                       |                  | 9                         |                    |            | 0                      | 9   |
| Laos                      | 6.96                             |                              |                                         |                                       | 0                |                           |                    | 45         | 45                     |     |
| Lesotho                   | 7.47                             |                              |                                         |                                       |                  |                           |                    | 15         | 15                     |     |

|                       |        |             |            |            |            |          |            |             |             |
|-----------------------|--------|-------------|------------|------------|------------|----------|------------|-------------|-------------|
| Liberia               | 37.23  | 65          | 55         |            |            |          |            | 27          | 147         |
| Madagascar            | 1.22   | 13          |            | 3          | 8          |          |            | 2           | 26          |
| Malawi                | 7.08   |             |            | 3          | 35         |          |            | 69          | 106         |
| Mali                  | 23.38  | 250         | 20         | 9          |            | 0        |            | 48          | 327         |
| Mauritania            | 10.25  |             |            |            | 25         |          |            | 12          | 37          |
| Mozambique            | 9.52   | 200         | 16         | 3          | 1          |          |            | 8           | 228         |
| Myanmar               | 1.64   |             |            | 15         | 0          |          | 20         | 50          | 85          |
| Nepal                 | 5.63   | 105         |            | 26         |            |          |            | 20          | 151         |
| Niger                 | 7.76   | 75          |            |            |            | 0        |            | 48          | 123         |
| Rwanda                | 3.36   |             | 23         | 9          |            |          |            | 4           | 36          |
| Sao Tome and Principe | 116.45 |             |            | 0          |            |          |            | 21          | 21          |
| Senegal               | 5.17   |             |            |            |            |          | 60         | 7           | 67          |
| Sierra Leone          | 22.79  | 85          | 46         |            |            |          |            |             | 131         |
| Solomon Islands       | 19.00  |             |            |            |            |          | 10         |             | 10          |
| Somalia               | 15.95  |             |            | 57         | 34         |          |            | 63          | 154         |
| South Sudan           | 8.00   |             |            | 80         |            |          |            |             | 80          |
| Sudan                 | 2.23   |             |            | 80         |            |          |            |             | 80          |
| Tanzania              | 1.35   | 10          |            | 9          |            |          | 15         | 26          | 61          |
| Togo                  | 4.76   |             |            |            |            |          |            | 30          | 30          |
| Uganda                | 0.59   |             |            | 7          |            |          | 13         | 0           | 20          |
| Vanuatu               | 21.88  | 3           |            | 3          |            |          |            |             | 5           |
| Yemen                 | 2.20   |             |            | 50         |            | 0        |            |             | 50          |
| Zambia                | 2.80   |             |            |            |            |          | 23         | 14          | 37          |
|                       |        | <b>1084</b> | <b>368</b> | <b>525</b> | <b>246</b> | <b>4</b> | <b>231</b> | <b>1066</b> | <b>3524</b> |

|                            |                  |           |           |           |          |   |           |            |            |     |
|----------------------------|------------------|-----------|-----------|-----------|----------|---|-----------|------------|------------|-----|
| Other Low Income Countries | Kenya            | 2.81      |           | 40        | 49       |   |           | 16         | 10         | 115 |
|                            | Korea, Dem. Rep. | 0.00      |           |           | 0        |   |           |            |            | 0   |
|                            | Tajikistan       | 2.16      |           |           |          | 2 |           |            | 15         | 17  |
|                            | Zimbabwe         | 12.49     | 15        |           |          |   |           | 53         | 95         | 163 |
|                            |                  | <b>15</b> | <b>40</b> | <b>49</b> | <b>2</b> |   | <b>69</b> | <b>120</b> | <b>295</b> |     |

|                                                        |                  |       |   |     |     |    |    |     |     |     |
|--------------------------------------------------------|------------------|-------|---|-----|-----|----|----|-----|-----|-----|
| Lower Middle<br>Income<br>Countries and<br>Territories | Armenia          | 10.47 |   | 1   |     |    | 0  | 0   | 30  | 31  |
|                                                        | Bolivia          | 1.97  |   |     |     |    |    | 20  |     | 20  |
|                                                        | Cameroon         | 1.52  |   |     | 23  |    |    |     | 8   | 31  |
|                                                        | Cape Verde       | 2.56  | 1 |     |     |    |    |     |     | 1   |
|                                                        | Congo            | 3.02  |   |     | 9   |    |    |     | 3   | 12  |
|                                                        | Egypt            | 1.15  |   | 8   | 31  | 26 |    | 15  | 10  | 90  |
|                                                        | El Salvador      | 0.80  |   |     |     | 5  |    |     |     | 5   |
|                                                        | Georgia          | 28.52 |   |     |     | 50 | 0  | 0   | 75  | 125 |
|                                                        | Ghana            | 2.44  |   |     |     |    | 3  |     | 57  | 59  |
|                                                        | Guatemala        | 0.52  |   |     | 2   |    |    |     | 5   | 7   |
|                                                        | Honduras         | 4.15  |   |     | 2   |    |    | 30  |     | 32  |
|                                                        | India            | 0.00  |   |     | 3   |    |    |     | 2   | 5   |
|                                                        | Indonesia        | 0.00  |   |     | 0   |    |    | 0   |     | 0   |
|                                                        | Ivory Coast      | 6.21  |   | 71  | 6   | 41 |    |     |     | 118 |
|                                                        | Kosovo           | 92.46 |   | 21  | 0   | 9  | 2  | 14  | 121 | 167 |
|                                                        | Kyrgyz Republic  | 9.40  |   |     |     | 1  |    |     | 49  | 50  |
|                                                        | Moldova          | 25.22 | 0 | 0   |     | 0  |    | 0   | 90  | 90  |
|                                                        | Mongolia         | 0.99  |   |     | 0   |    |    | 3   |     | 3   |
|                                                        | Morocco          | 5.75  |   | 2   | 0   |    |    | 105 | 75  | 182 |
|                                                        | Nicaragua        | 3.44  |   |     |     |    |    | 20  | 0   | 20  |
|                                                        | Nigeria          | 0.15  |   |     |     | 5  |    |     | 18  | 23  |
|                                                        | Pakistan         | 0.97  | 4 |     | 55  | 45 |    | 12  | 52  | 168 |
|                                                        | Papua New Guinea | 0.10  |   |     | 1   |    |    |     |     | 1   |
|                                                        | Paraguay         | 0.31  |   |     |     | 2  |    |     |     | 2   |
| Philippines                                            | 0.06             |       |   | 0   |     |    |    | 6   | 6   |     |
| Samoa                                                  | 108.59           |       |   |     |     |    |    | 20  | 20  |     |
| Sri Lanka                                              | 2.01             |       |   | 2   | 30  |    | 8  | 1   | 42  |     |
| Swaziland                                              | 29.04            |       |   |     | 0   |    | 29 | 6   | 35  |     |
| Syria                                                  | 23.65            |       |   | 111 | 361 | 5  |    | 32  | 509 |     |

|  |                          |       |          |            |            |            |          |            |             |             |
|--|--------------------------|-------|----------|------------|------------|------------|----------|------------|-------------|-------------|
|  | Ukraine                  | 5.25  |          | 35         | 30         |            | 0        | 55         | 122         | 242         |
|  | Uzbekistan               | 0.12  |          |            |            | 1          |          |            | 3           | 3           |
|  | Viet Nam                 | 0.01  |          |            | 0          |            |          |            | 1           | 1           |
|  | West Bank And Gaza Strip | 89.29 |          | 0          | 127        | 2          |          | 12         | 218         | 358         |
|  |                          |       | <b>5</b> | <b>137</b> | <b>403</b> | <b>578</b> | <b>9</b> | <b>322</b> | <b>1004</b> | <b>2459</b> |

|                                               |                                           |       |   |    |     |    |   |    |    |     |
|-----------------------------------------------|-------------------------------------------|-------|---|----|-----|----|---|----|----|-----|
| Upper Middle Income Countries and Territories | Albania                                   | 29.20 |   |    | 0   | 1  |   |    | 91 | 92  |
|                                               | Algeria                                   | 0.94  |   |    | 10  | 17 | 0 | 0  | 8  | 35  |
|                                               | Azerbaijan                                | 1.59  |   |    |     |    |   | 14 | 1  | 15  |
|                                               | Belarus                                   | 1.63  |   | 1  |     | 15 |   |    | 0  | 16  |
|                                               | Belize                                    | 3.48  |   |    |     |    |   |    | 1  | 1   |
|                                               | Bosnia-Herzegovina                        | 13.65 |   |    | 0   | 9  |   | 0  | 43 | 52  |
|                                               | Brazil                                    | 0.02  |   |    |     |    |   | 4  | 0  | 4   |
|                                               | China                                     | 0.00  |   | 3  |     | 0  |   |    |    | 3   |
|                                               | Colombia                                  | 1.58  |   |    |     | 24 | 0 | 32 | 18 | 74  |
|                                               | Cuba                                      | 0.68  |   |    |     |    |   |    | 8  | 8   |
|                                               | Dominican Republic                        | 3.15  |   |    |     | 2  |   | 11 | 19 | 32  |
|                                               | Fiji                                      | 9.33  |   |    | 0   |    |   |    | 8  | 8   |
|                                               | Gabon                                     | 0.32  |   |    | 0   |    |   |    | 1  | 1   |
|                                               | Iran                                      | 0.22  |   |    | 16  |    |   |    |    | 16  |
|                                               | Iraq                                      | 5.56  |   |    | 107 |    |   |    | 65 | 172 |
|                                               | Jamaica                                   | 8.75  |   |    |     |    |   |    | 24 | 24  |
|                                               | Jordan                                    | 27.92 |   | 90 | 70  |    |   |    | 20 | 180 |
|                                               | Lebanon                                   | 27.93 |   |    | 76  |    |   | 15 | 30 | 121 |
|                                               | Libya                                     | 3.26  |   |    | 17  |    |   | 3  | 0  | 20  |
|                                               | The former Yugoslav Republic of Macedonia | 35.43 |   | 15 | 1   | 16 |   | 23 | 20 | 74  |
| Malaysia                                      | 0.00                                      |       |   |    |     |    | 0 |    | 0  |     |
| Maldives                                      | 0.01                                      |       |   | 0  |     |    |   |    | 0  |     |
| Montenegro                                    | 58.81                                     |       | 0 | 0  | 4   | 0  | 5 | 27 | 36 |     |

|  |                                    |       |           |            |            |            |          |            |            |             |
|--|------------------------------------|-------|-----------|------------|------------|------------|----------|------------|------------|-------------|
|  | <b>Namibia</b>                     | 19.28 |           |            |            | 2          | 5        |            | 36         | <b>42</b>   |
|  | <b>Peru</b>                        | 1.48  |           |            |            | 3          |          |            | 40         | <b>43</b>   |
|  | <b>Serbia</b>                      | 22.46 | 65        | 1          | 23         | 0          | 15       | 113        | <b>217</b> |             |
|  | <b>Seychelles</b>                  | 24.12 |           |            |            |            |          | 2          | <b>2</b>   |             |
|  | <b>South Africa</b>                | 0.54  |           |            | 5          |            | 1        | 21         | <b>28</b>  |             |
|  | <b>St. Lucia</b>                   | 34.81 |           | 6          |            |            |          |            | <b>6</b>   |             |
|  | <b>St.Vincent &amp; Grenadines</b> | 59.46 |           | 7          |            |            |          |            | <b>7</b>   |             |
|  | <b>Suriname</b>                    | 5.71  |           |            | 3          |            |          |            | <b>3</b>   |             |
|  | <b>Thailand</b>                    | 0.27  |           | 18         | 0          |            |          | 1          | <b>18</b>  |             |
|  | <b>Tonga</b>                       | 96.06 | 10        |            |            |            |          |            | <b>10</b>  |             |
|  | <b>Tunisia</b>                     | 17.96 | 70        | 2          |            |            | 32       | 87         | <b>191</b> |             |
|  | <b>Turkey</b>                      | 11.66 | 155       | 146        | 25         |            | 216      | 299        | <b>841</b> |             |
|  | <b>Turkmenistan</b>                | 0.08  |           |            | 0          |            |          |            | <b>0</b>   |             |
|  |                                    |       | <b>70</b> | <b>338</b> | <b>476</b> | <b>149</b> | <b>8</b> | <b>368</b> | <b>982</b> | <b>2392</b> |

|                    |  |  |           |            |            |             |            |            |             |             |
|--------------------|--|--|-----------|------------|------------|-------------|------------|------------|-------------|-------------|
| <b>Unallocated</b> |  |  | 68        | 177        | 434        | 2303        | 670        | 224        | 1396        | <b>5272</b> |
|                    |  |  | <b>68</b> | <b>177</b> | <b>434</b> | <b>2303</b> | <b>670</b> | <b>224</b> | <b>1396</b> | <b>5272</b> |

|             |             |             |             |            |             |             |              |
|-------------|-------------|-------------|-------------|------------|-------------|-------------|--------------|
| <b>1242</b> | <b>1061</b> | <b>1887</b> | <b>3278</b> | <b>690</b> | <b>1214</b> | <b>4569</b> | <b>13941</b> |
|-------------|-------------|-------------|-------------|------------|-------------|-------------|--------------|

Annex 7.9B ODA Recipient Country by main OECD sector in 2015 - Disbursements

| D                    | ODA | Non-ODA |
|----------------------|-----|---------|
| Budget EuropeAid     | Y   | N       |
| EDF                  | Y   | N       |
| Budget Non EuropeAid | Y   | N       |

Disbursements

|                           | Country                          | ODA per Capita (Euro/Capita) | Action relating to debt | Budget support, food aid, food security | Economic infrastructures and services | Humanitarian aid | Multisector/ Crosscutting | Other/ Unallocated | Production | Social infrastructures |     |     |
|---------------------------|----------------------------------|------------------------------|-------------------------|-----------------------------------------|---------------------------------------|------------------|---------------------------|--------------------|------------|------------------------|-----|-----|
| Least Developed Countries | Afghanistan                      | 6.10                         |                         | 4                                       |                                       | 34               | 12                        | 4                  | 16         | 103                    | 173 |     |
|                           | Angola                           | 1.25                         |                         |                                         |                                       | 1                | 2                         | 0                  | 2          | 19                     | 24  |     |
|                           | Bangladesh                       | 0.47                         |                         | 3                                       | 1                                     | 16               | 9                         | 0                  | 3          | 39                     | 72  |     |
|                           | Benin                            | 3.75                         |                         | 1                                       | 24                                    | 2                | 0                         | 0                  | 1          | 8                      | 36  |     |
|                           | Bhutan                           | 2.32                         |                         |                                         |                                       | 0                | 1                         |                    | 0          | 0                      | 2   |     |
|                           | Burkina Faso                     | 11.42                        |                         |                                         | 85                                    | 24               | 29                        | 1                  | 2          | 37                     | 177 |     |
|                           | Burundi                          | 4.78                         |                         |                                         | 3                                     | 10               | 6                         | 0                  | 6          | 20                     | 44  |     |
|                           | Cambodia                         | 2.84                         |                         |                                         | 6                                     | 0                | 1                         | 2                  | 4          | 27                     | 41  |     |
|                           | Central African Rep.             | 25.52                        |                         |                                         | 17                                    | 3                | 27                        | 13                 | 3          | 49                     | 111 |     |
|                           | Chad                             | 13.87                        |                         |                                         | 28                                    | 42               | 41                        | 8                  | 1          | 42                     | 163 |     |
|                           | Comoros                          | 14.48                        |                         |                                         |                                       | 3                | 0                         | 0                  |            | 7                      | 10  |     |
|                           | Democratic Republic of the Congo | 2.96                         |                         |                                         |                                       | 32               | 58                        | 7                  | 0          | 13                     | 74  | 184 |
|                           | Djibouti                         | 12.43                        |                         |                                         | 1                                     | 1                | 2                         | 0                  | 4          | 3                      | 10  |     |
|                           | Eritrea                          | 2.14                         |                         |                                         | 0                                     |                  |                           |                    | 9          | 3                      | 12  |     |
|                           | Ethiopia                         | 1.66                         |                         |                                         | 43                                    | 15               | 28                        | 4                  | 5          | 49                     | 144 |     |
|                           | Gambia                           | 5.00                         |                         |                                         |                                       | 0                | 0                         | 1                  | 3          | 3                      | 8   |     |
|                           | Guinea                           | 7.63                         |                         |                                         | 12                                    | 12               | 11                        | 0                  | 2          | 46                     | 83  |     |
| Guinea-Bissau             | 16.49                            |                              |                         | 8                                       | 1                                     | 0                | 2                         | 0                  | 3          | 11                     | 26  |     |
| Haiti                     | 12.55                            |                              |                         | 37                                      | 16                                    | 25               | 9                         | 0                  | 8          | 28                     | 124 |     |

|                  |                              |       |    |            |            |            |            |          |   |            |  |             |             |
|------------------|------------------------------|-------|----|------------|------------|------------|------------|----------|---|------------|--|-------------|-------------|
|                  | <b>Kiribati</b>              | 33.62 |    |            | 0          |            |            |          |   |            |  | 3           | <b>3</b>    |
|                  | <b>Laos</b>                  | 1.52  | 0  |            |            |            |            | 1        | 0 | 4          |  | 4           | <b>10</b>   |
|                  | <b>Lesotho</b>               | 5.02  | 1  |            |            |            |            | 0        |   | 0          |  | 8           | <b>10</b>   |
|                  | <b>Liberia</b>               | 12.84 | 30 | 3          | 5          |            |            | 0        | 0 | 1          |  | 11          | <b>51</b>   |
|                  | <b>Madagascar</b>            | 3.61  | 12 | 18         | 1          |            |            | 1        | 0 | 18         |  | 27          | <b>76</b>   |
|                  | <b>Malawi</b>                | 4.28  | 0  | 2          | 4          |            |            | 5        |   | 19         |  | 34          | <b>64</b>   |
|                  | <b>Mali</b>                  | 10.28 | 45 | 21         | 39         |            |            | 0        | 0 | 1          |  | 38          | <b>144</b>  |
|                  | <b>Mauritania</b>            | 11.96 | 15 | 6          | 9          |            |            | 2        |   | 1          |  | 10          | <b>43</b>   |
|                  | <b>Mozambique</b>            | 3.18  | 12 | 31         | 2          |            |            | 5        | 0 | 14         |  | 13          | <b>76</b>   |
|                  | <b>Myanmar</b>               | 2.08  | 28 | 0          | 16         |            |            | 7        |   | 6          |  | 51          | <b>108</b>  |
|                  | <b>Nepal</b>                 | 1.61  | 1  | 0          | 14         |            |            | 3        | 0 | 1          |  | 23          | <b>43</b>   |
|                  | <b>Niger</b>                 | 13.75 | 91 | 19         | 43         |            |            | 6        |   | 1          |  | 58          | <b>218</b>  |
|                  | <b>Rwanda</b>                | 1.51  |    | 12         | 0          |            |            | 0        |   | 0          |  | 3           | <b>16</b>   |
|                  | <b>Sao Tome and Principe</b> | 30.40 |    | 1          |            |            |            | 0        |   | 0          |  | 4           | <b>5</b>    |
|                  | <b>Senegal</b>               | 3.52  | 2  | 5          | 4          |            |            | 3        |   | 15         |  | 16          | <b>46</b>   |
|                  | <b>Sierra Leone</b>          | 11.63 | 26 | 11         | 12         |            |            | 3        |   | 4          |  | 12          | <b>67</b>   |
|                  | <b>Solomon Islands</b>       | 9.68  | 1  | 0          |            |            |            | 0        | 0 | 0          |  | 4           | <b>5</b>    |
|                  | <b>Somalia</b>               | 16.20 | 0  | 28         | 38         |            |            | 9        | 0 | 9          |  | 72          | <b>156</b>  |
|                  | <b>South Sudan</b>           | 12.34 | 2  | 0          | 99         |            |            | 0        |   | 7          |  | 15          | <b>123</b>  |
|                  | <b>Sudan</b>                 | 1.63  | 9  | 0          | 27         |            |            | 6        |   | 2          |  | 14          | <b>58</b>   |
|                  | <b>Tanzania</b>              | 2.40  | 54 | 6          | 10         |            |            | 5        | 0 | 7          |  | 26          | <b>108</b>  |
|                  | <b>Timor-Leste</b>           | 9.89  | 0  | 1          |            |            |            | 1        | 0 |            |  | 8           | <b>11</b>   |
|                  | <b>Togo</b>                  | 3.45  | 15 |            |            |            |            | 1        | 0 | 0          |  | 6           | <b>22</b>   |
|                  | <b>Tuvalu</b>                | 41.67 |    | 0          |            |            |            |          |   |            |  | 0           | <b>0</b>    |
|                  | <b>Uganda</b>                | 2.59  | 22 | 32         | 9          |            |            | 0        | 0 | 4          |  | 21          | <b>88</b>   |
|                  | <b>Vanuatu</b>               | 38.73 | 4  | 1          | 2          |            |            | 1        | 0 | 0          |  | 0           | <b>9</b>    |
|                  | <b>Yemen</b>                 | 2.13  |    |            | 31         |            |            | 2        | 0 | 6          |  | 9           | <b>48</b>   |
|                  | <b>Zambia</b>                | 4.57  | 0  | 9          |            |            |            | 0        | 0 | 17         |  | 35          | <b>60</b>   |
|                  |                              |       |    | <b>619</b> | <b>391</b> | <b>647</b> | <b>134</b> | <b>6</b> |   | <b>223</b> |  | <b>1094</b> | <b>3115</b> |
| <b>Other Low</b> | <b>Kenya</b>                 | 2.66  | 0  | 46         | 23         |            |            | 3        |   | 15         |  | 21          | <b>109</b>  |

|                                                      |                         |       |     |           |           |           |          |          |           |           |            |
|------------------------------------------------------|-------------------------|-------|-----|-----------|-----------|-----------|----------|----------|-----------|-----------|------------|
| <b>Income Countries</b>                              | Korea, Dem. Rep.        | 0.31  |     | 7         |           |           |          |          |           | 1         | 8          |
|                                                      | Tajikistan              | 3.35  |     |           | 0         | 0         | 0        | 0        | 7         | 19        | 26         |
|                                                      | Zimbabwe                | 5.55  |     | 5         | 1         | 0         | 2        |          | 10        | 55        | 73         |
|                                                      |                         |       |     | <b>12</b> | <b>47</b> | <b>23</b> | <b>5</b> | <b>0</b> | <b>32</b> | <b>95</b> | <b>215</b> |
| <b>Lower Middle Income Countries and Territories</b> | Armenia                 | 17.95 |     |           | 16        |           | 5        | 0        | 8         | 24        | 53         |
|                                                      | Bolivia                 | 4.55  | 0   |           | 0         | 5         | 3        |          | 6         | 31        | 46         |
|                                                      | Cameroon                | 2.18  |     |           | 8         | 10        | 5        | 0        | 7         | 15        | 45         |
|                                                      | Cape Verde              | 23.59 | 9   |           |           |           | 0        | 0        | 1         | 1         | 12         |
|                                                      | Congo                   | 4.81  |     |           | 10        |           | 1        |          | 3         | 5         | 20         |
|                                                      | Egypt                   | 0.91  |     |           | 4         |           | 8        |          | 3         | 56        | 71         |
|                                                      | El Salvador             | 2.38  |     |           |           | 0         | 0        |          | 0         | 14        | 15         |
|                                                      | Georgia                 | 26.98 | 13  |           | 3         | 5         | 1        | 1        | 26        | 69        | 118        |
|                                                      | Ghana                   | 7.86  | 106 |           | 18        | 0         | 7        | 0        | 5         | 54        | 191        |
|                                                      | Guatemala               | 1.52  | 5   |           | 0         | 3         | 0        |          | 1         | 12        | 22         |
|                                                      | Guyana                  | 1.35  |     |           | 0         |           | 0        |          | 0         | 0         | 1          |
|                                                      | Honduras                | 5.53  | 3   |           | 0         | 0         | 9        |          | 5         | 24        | 42         |
|                                                      | India                   | 0.06  |     |           | 3         | 4         | 5        |          | 3         | 57        | 72         |
|                                                      | Indonesia               | 0.19  |     |           |           | 0         | 2        | 0        | 7         | 36        | 45         |
|                                                      | Ivory Coast             | 3.36  | 2   |           | 15        | 5         |          |          | 14        | 28        | 64         |
|                                                      | Kosovo                  | 98.06 |     |           | 7         | 2         | 11       | 2        | 11        | 144       | 177        |
|                                                      | Kyrgyz Republic         | 5.66  | 10  |           | 1         | 0         | 3        | 0        | 3         | 13        | 30         |
|                                                      | Micronesia, Fed. States | 0.49  |     |           |           |           |          |          |           | 0         | 0          |
|                                                      | Moldova                 | 12.49 |     |           | 15        |           | 5        | 0        | 3         | 21        | 45         |
|                                                      | Mongolia                | 2.30  |     |           | 0         | 0         | 0        |          | 4         | 2         | 6          |
| Morocco                                              | 4.88                    | 0     |     | 17        |           | 9         | 0        | 9        | 119       | 154       |            |
| Nicaragua                                            | 6.97                    | 2     |     | 0         | 0         | 1         | 0        | 13       | 25        | 41        |            |
| Nigeria                                              | 0.58                    |       |     | 6         | 17        | 8         | 0        | 6        | 56        | 92        |            |
| Pakistan                                             | 0.64                    | 10    |     | 2         | 30        | 32        | 0        | 3        | 34        | 110       |            |
| Papua New Guinea                                     | 2.87                    |       |     | 0         | 0         | 6         |          | 3        | 10        | 20        |            |

|                                               |                          |        |   |            |            |            |            |          |            |             |             |
|-----------------------------------------------|--------------------------|--------|---|------------|------------|------------|------------|----------|------------|-------------|-------------|
|                                               | Paraguay                 | 2.96   |   | 0          | 2          | 0          | 0          | 2        | 15         | 19          |             |
|                                               | Philippines              | 0.55   |   | 1          | 12         | 3          | 0          | 1        | 34         | 52          |             |
|                                               | Samoa                    | 63.26  |   | 3          |            | 0          |            |          | 9          | 12          |             |
|                                               | Sri Lanka                | 1.55   |   | 0          | 4          | 1          | 0          | 5        | 22         | 32          |             |
|                                               | Swaziland                | 27.34  | 0 | 3          |            | 1          |            | 15       | 14         | 33          |             |
|                                               | Syria                    | 9.31   |   |            | 158        | 4          |            |          | 38         | 200         |             |
|                                               | Ukraine                  | 2.84   |   | 28         | 25         | 5          | 2          | 9        | 61         | 131         |             |
|                                               | Uzbekistan               | 0.38   |   | 0          | 0          | 5          | 0          | 1        | 4          | 11          |             |
|                                               | Viet Nam                 | 0.54   |   | 1          | 0          | 4          | 0          | 8        | 35         | 48          |             |
|                                               | West Bank And Gaza Strip | 92.13  | 4 | 1          | 134        | 8          |            | 4        | 218        | 370         |             |
|                                               |                          |        |   | <b>165</b> | <b>163</b> | <b>419</b> | <b>154</b> | <b>7</b> | <b>190</b> | <b>1301</b> | <b>2399</b> |
| Upper Middle Income Countries and Territories | Albania                  | 27.60  |   | 8          | 4          | 10         | 0          | 10       | 53         | 87          |             |
|                                               | Algeria                  | 1.18   |   | 2          | 9          | 1          | 0          | 3        | 28         | 44          |             |
|                                               | Antigua And Barbuda      | 1.20   |   |            | 0          |            |            |          | 0          | 0           |             |
|                                               | Argentina                | 0.20   |   |            | 1          |            |            | 3        | 4          | 8           |             |
|                                               | Azerbaijan               | 2.59   |   | 0          |            | 6          | 0          | 4        | 13         | 24          |             |
|                                               | Belarus                  | 2.40   |   | 5          | 0          | 2          | 0          | 2        | 14         | 23          |             |
|                                               | Belize                   | 33.50  |   | 0          | 0          | 2          |            | 7        | 1          | 10          |             |
|                                               | Bosnia-Herzegovina       | 24.95  | 0 | 7          | 1          | 2          | 4          | 13       | 70         | 96          |             |
|                                               | Botswana                 | 4.82   |   |            |            | 1          |            | 0        | 9          | 9           |             |
|                                               | Brazil                   | 0.09   |   | 2          |            | 3          | 0          | 1        | 12         | 18          |             |
|                                               | Chile                    | 0.34   | 0 | 2          | 0          |            |            | 3        | 1          | 6           |             |
|                                               | China                    | 0.02   | 0 | 4          | 2          | 8          | 0          | 1        | 15         | 30          |             |
|                                               | Colombia                 | 1.14   |   | 0          | 11         | 12         | 0          | 9        | 20         | 53          |             |
|                                               | Cook Islands             | 134.10 |   | 3          | 0          |            |            |          |            |             | 3           |
|                                               | Costa Rica               | 2.11   |   |            |            |            |            | 1        | 9          | 10          |             |
|                                               | Cuba                     | 1.18   | 4 | 0          | 2          | 2          |            | 2        | 4          | 13          |             |
| Dominica                                      | 29.34                    | 0      | 1 | 1          |            |            | 0          | 1        | 2          |             |             |
| Dominican Republic                            | 3.05                     | 1      | 1 | 3          | 1          | 1          | 5          | 18       | 31         |             |             |

|                                           |        |    |    |    |    |    |    |    |     |
|-------------------------------------------|--------|----|----|----|----|----|----|----|-----|
| Ecuador                                   | 1.06   | 0  | 10 | 3  | 1  |    | 1  | 2  | 16  |
| Fiji                                      | 20.04  |    | 1  | 1  |    |    | 14 | 2  | 17  |
| Gabon                                     | 4.67   |    | 1  |    | 1  |    | 1  | 4  | 7   |
| Grenada                                   | 2.18   |    |    | 0  |    |    |    | 0  | 0   |
| Iran                                      | 0.02   |    |    | 1  |    |    |    | 1  | 2   |
| Iraq                                      | 3.29   |    | 0  | 83 | 0  |    |    | 18 | 102 |
| Jamaica                                   | 9.75   | 8  | 0  | 1  | 0  |    | 13 | 5  | 27  |
| Jordan                                    | 24.30  |    | 23 | 55 | 2  |    | 10 | 66 | 157 |
| Kazakhstan                                | 0.81   |    | 0  | 0  | 2  |    | 1  | 9  | 13  |
| Lebanon                                   | 34.52  |    | 4  | 68 | 6  | 0  | 7  | 65 | 150 |
| Libya                                     | 4.18   |    |    | 6  |    | 0  |    | 19 | 25  |
| The former Yugoslav Republic of Macedonia | 25.29  | 0  | 14 | 1  | 12 | 0  | 0  | 25 | 53  |
| Malaysia                                  | 0.06   |    | 0  |    | 1  |    | 0  | 0  | 2   |
| Maldives                                  | 3.28   |    |    |    | 1  | 0  |    | 0  | 1   |
| Mauritius                                 | 21.91  | 24 |    |    | 0  | 0  | 0  | 2  | 27  |
| Mexico                                    | 0.08   |    | 1  | 0  |    |    | 1  | 8  | 10  |
| Montenegro                                | 38.82  |    | 3  | 0  | 2  | 1  | 4  | 14 | 24  |
| Montserrat                                | 0.81   |    |    |    |    |    |    | 0  | 0   |
| Namibia                                   | 9.01   |    | 1  |    | 5  | 1  | 0  | 13 | 20  |
| Nauru                                     | 9.36   |    | 0  | 0  |    |    |    |    | 0   |
| Niue                                      | 118.85 |    | 0  |    |    |    |    | 0  | 0   |
| Panama                                    | 0.81   |    |    |    | 0  |    |    | 3  | 3   |
| Peru                                      | 0.84   | 0  |    | 2  | 3  | 0  | 6  | 13 | 25  |
| Serbia                                    | 13.34  |    | 11 | 5  | 23 | 25 | 6  | 58 | 129 |
| Seychelles                                | 4.42   |    |    |    | 0  |    | 0  | 0  | 0   |
| South Africa                              | 2.73   | 52 | 0  |    | 6  |    | 0  | 81 | 141 |
| St. Helena                                | 20.93  |    |    |    |    |    |    | 0  | 0   |
| St. Lucia                                 | 26.46  |    |    | 1  |    |    | 1  | 3  | 5   |

|                    |                                    |       |          |             |             |             |            |            |             |             |              |             |
|--------------------|------------------------------------|-------|----------|-------------|-------------|-------------|------------|------------|-------------|-------------|--------------|-------------|
|                    | <b>St.Vincent &amp; Grenadines</b> | 71.94 |          |             | 1           | 2           |            |            | 0           | 5           | <b>8</b>     |             |
|                    | <b>Suriname</b>                    | 3.65  |          |             | 1           | 0           |            |            | 0           | 0           | <b>2</b>     |             |
|                    | <b>Thailand</b>                    | 0.17  |          |             |             | 3           | 1          | 0          | 0           | 7           | <b>12</b>    |             |
|                    | <b>Tonga</b>                       | 37.41 |          |             | 4           |             |            |            |             | 0           | <b>4</b>     |             |
|                    | <b>Tunisia</b>                     | 14.74 | 75       |             | 2           |             | 21         | 0          | 10          | 49          | <b>157</b>   |             |
|                    | <b>Turkey</b>                      | 10.67 |          |             | 178         | 41          | 209        | 0          | 196         | 146         | <b>770</b>   |             |
|                    | <b>Turkmenistan</b>                | 0.82  |          |             | 2           |             | 1          |            | 1           | 1           | <b>4</b>     |             |
|                    | <b>Uruguay</b>                     | 1.59  |          |             |             |             | 0          |            | 0           | 5           | <b>5</b>     |             |
|                    | <b>Venezuela</b>                   | 0.07  |          |             |             |             | 1          |            | 0           | 1           | <b>2</b>     |             |
|                    | <b>Wallis &amp; Futuna</b>         | 13.94 |          |             | 0           | 0           | 0          |            |             |             | <b>0</b>     |             |
|                    |                                    |       |          |             | <b>167</b>  | <b>291</b>  | <b>305</b> | <b>348</b> | <b>33</b>   | <b>338</b>  | <b>900</b>   | <b>2383</b> |
| <b>Unallocated</b> |                                    |       | 0        | 42          | 139         | 117         | 214        | 651        | 256         | 824         | <b>2244</b>  |             |
|                    |                                    |       | <b>0</b> | <b>42</b>   | <b>139</b>  | <b>117</b>  | <b>214</b> | <b>651</b> | <b>256</b>  | <b>824</b>  | <b>2244</b>  |             |
|                    |                                    |       | <b>0</b> | <b>1005</b> | <b>1032</b> | <b>1512</b> | <b>857</b> | <b>697</b> | <b>1039</b> | <b>4214</b> | <b>10356</b> |             |

**Annex 7.10A EuropeAid in 2015: A closer look. Sectoral breakdown per region - Commitments**

| <b>C</b>             | <b>ODA</b> | <b>Non-ODA</b> |
|----------------------|------------|----------------|
| Budget EuropeAid     | Y          | N              |
| EDF                  | Y          | N              |
| Budget Non EuropeAid | N          | N              |

**Commitments**

| <b>Sector of Destination</b>                                                                     | <b>Europe</b> | <b>Africa</b> | <b>America</b> | <b>Asia</b> | <b>Oceania</b> | <b>Unallocated, unspecified</b> | <b>Total</b> |
|--------------------------------------------------------------------------------------------------|---------------|---------------|----------------|-------------|----------------|---------------------------------|--------------|
| <b>Social infrastructures: education, health, water, government and civil society, other</b>     | <b>0</b>      | <b>868</b>    | <b>134</b>     | <b>599</b>  | <b>28</b>      | <b>752</b>                      | <b>2382</b>  |
| Education                                                                                        |               | <b>168</b>    | <b>0</b>       | <b>247</b>  |                | <b>20</b>                       | <b>434</b>   |
| Education, Level Unspecified                                                                     |               | 11            | 0              | 51          |                |                                 | 62           |
| Basic Education                                                                                  |               | 59            |                | 101         |                | 20                              | 180          |
| Secondary Education                                                                              |               | 78            |                | 95          |                |                                 | 173          |
| Post-Secondary Education                                                                         |               | 20            | 0              |             |                |                                 | 20           |
| Health                                                                                           |               | <b>118</b>    | <b>0</b>       | <b>62</b>   |                | <b>284</b>                      | <b>464</b>   |
| Health, General                                                                                  |               |               |                |             |                | 30                              | 30           |
| Basic Health                                                                                     |               | 118           | 0              | 62          |                | 255                             | 435          |
| Population Policies/Programmes And Reproductive Health                                           |               | <b>29</b>     |                |             |                | <b>26</b>                       | <b>54</b>    |
| Population Policies/Programmes And Reproductive Health                                           |               | 29            |                |             |                | 26                              | 54           |
| Water And Sanitation                                                                             |               | <b>77</b>     |                | <b>2</b>    | <b>20</b>      | <b>5</b>                        | <b>104</b>   |
| Water And Sanitation                                                                             |               | 77            |                | 2           | 20             | 5                               | 104          |
| Government And Civil Society                                                                     | <b>0</b>      | <b>413</b>    | <b>114</b>     | <b>289</b>  | <b>8</b>       | <b>399</b>                      | <b>1223</b>  |
| Government And Civil Society, General                                                            | 0             | 403           | 102            | 204         | 8              | 394                             | 1111         |
| Conflict Prevention And Resolution, Peace And Security                                           |               | 10            | 13             | 84          |                | 5                               | 112          |
| Other Social Infrastructure And Services                                                         |               | <b>64</b>     | <b>20</b>      |             |                | <b>18</b>                       | <b>102</b>   |
| Other Social Infrastructure And Services                                                         |               | 64            | 20             |             |                | 18                              | 102          |
| <b>Economic infrastructures and services : transport, communications, energy, other services</b> | <b>36</b>     | <b>545</b>    |                | <b>32</b>   | <b>10</b>      | <b>32</b>                       | <b>655</b>   |
| Transport And Storage                                                                            |               | <b>288</b>    |                |             |                |                                 | <b>288</b>   |

|                                                                                                             |           |             |            |            |           |            |             |
|-------------------------------------------------------------------------------------------------------------|-----------|-------------|------------|------------|-----------|------------|-------------|
| Transport And Storage                                                                                       |           | 288         |            |            |           |            | 288         |
| Communication                                                                                               |           |             |            |            |           |            |             |
| Communication                                                                                               |           |             |            |            |           |            |             |
| <b>Energy Generation And Supply</b>                                                                         | <b>36</b> | <b>257</b>  |            | <b>32</b>  | <b>10</b> | <b>20</b>  | <b>354</b>  |
| Energy generation, distribution and efficiency – general                                                    |           | 89          |            | 20         |           | 10         | 119         |
| Energy generation, renewable sources                                                                        |           | 88          |            |            | 10        |            | 98          |
| Energy generation, non-renewable sources                                                                    |           |             |            |            |           |            |             |
| Nuclear energy electric power plants                                                                        | 36        | 2           |            | 12         |           | 10         | 60          |
| Heating, cooling and energy distribution                                                                    |           | 78          |            |            |           |            | 78          |
| <b>Banking And Financial Services</b>                                                                       |           |             |            |            |           | <b>10</b>  | <b>10</b>   |
| Banking And Financial Services                                                                              |           |             |            |            |           | 10         | 10          |
| <b>Business And Other Services</b>                                                                          |           | <b>1</b>    |            |            |           | <b>2</b>   | <b>3</b>    |
| Business And Other Services                                                                                 |           | 1           |            |            |           | 2          | 3           |
| <b>Production : agriculture, forestry and fishing, industry, mining and construction, trade and tourism</b> |           | <b>327</b>  | <b>118</b> | <b>57</b>  | <b>10</b> | <b>165</b> | <b>677</b>  |
| <b>Agriculture, Forestry And Fishing</b>                                                                    |           | <b>295</b>  | <b>74</b>  | <b>20</b>  | <b>10</b> | <b>141</b> | <b>540</b>  |
| Agriculture                                                                                                 |           | 282         | 74         | 0          | 10        | 110        | 476         |
| Forestry                                                                                                    |           | 13          |            |            |           | 31         | 44          |
| Fishing                                                                                                     |           |             |            | 20         |           |            | 20          |
| <b>Industry, Mining And Construction</b>                                                                    |           | <b>10</b>   | <b>44</b>  | <b>10</b>  |           | <b>18</b>  | <b>82</b>   |
| Industry                                                                                                    |           |             | 44         | 10         |           | 18         | 72          |
| Mineral Resources And Mining                                                                                |           | 10          |            |            |           |            | 10          |
| Construction                                                                                                |           |             |            |            |           |            |             |
| <b>Trade And Tourism</b>                                                                                    |           | <b>22</b>   |            | <b>27</b>  |           | <b>6</b>   | <b>55</b>   |
| Trade Policy And Regulations And Trade-Related Adjustment                                                   |           | 22          |            | 27         |           | 6          | 55          |
| Tourism                                                                                                     |           |             |            |            |           |            |             |
| <b>Multisector/Crosscutting : environment, other</b>                                                        |           | <b>1694</b> | <b>105</b> | <b>236</b> |           | <b>97</b>  | <b>2133</b> |
| <b>General Environmental Protection</b>                                                                     |           | <b>165</b>  | <b>32</b>  | <b>43</b>  |           | <b>64</b>  | <b>303</b>  |
| General Environmental Protection                                                                            |           | 165         | 32         | 43         |           | 64         | 303         |
| <b>Other Multisector</b>                                                                                    |           | <b>1530</b> | <b>73</b>  | <b>193</b> |           | <b>33</b>  | <b>1829</b> |

|                                                                                                                              |          |            |           |            |          |            |             |
|------------------------------------------------------------------------------------------------------------------------------|----------|------------|-----------|------------|----------|------------|-------------|
| Other Multisector                                                                                                            |          | 1530       | 73        | 193        |          | 33         | 1829        |
| <b>Budget support, food aid, food security</b>                                                                               |          | <b>984</b> |           | <b>117</b> | <b>3</b> | <b>68</b>  | <b>1172</b> |
| General Budget Support                                                                                                       |          | <b>860</b> |           | <b>105</b> | <b>3</b> |            | <b>968</b>  |
| General Budget Support                                                                                                       |          | 860        |           | 105        | 3        |            | 968         |
| Developmental Food Aid/Food Security Assistance                                                                              |          | <b>124</b> |           | <b>12</b>  |          | <b>68</b>  | <b>204</b>  |
| Developmental Food Aid/Food Security Assistance                                                                              |          | 124        |           | 12         |          | 68         | 204         |
| <b>Action relating to debt</b>                                                                                               |          |            |           |            |          |            |             |
| Action Relating To Debt                                                                                                      |          |            |           |            |          |            |             |
| Action Relating To Debt                                                                                                      |          |            |           |            |          |            |             |
| <b>Humanitarian aid : Emergency response, reconstruction relief and rehabilitation, disaster prevention and preparedness</b> |          | <b>185</b> | <b>36</b> | <b>34</b>  |          | <b>12</b>  | <b>267</b>  |
| Emergency Response                                                                                                           |          | <b>155</b> | <b>9</b>  | <b>34</b>  |          |            | <b>198</b>  |
| Emergency Response                                                                                                           |          | 155        | 9         | 34         |          |            | 198         |
| Reconstruction Relief And Rehabilitation                                                                                     |          |            | <b>13</b> |            |          |            | <b>13</b>   |
| Reconstruction Relief And Rehabilitation                                                                                     |          |            | 13        |            |          |            | 13          |
| Disaster Prevention And Preparedness                                                                                         |          | <b>30</b>  | <b>14</b> |            |          | <b>12</b>  | <b>56</b>   |
| Disaster Prevention And Preparedness                                                                                         |          | 30         | 14        |            |          | 12         | 56          |
| <b>Other/Unallocated: admin. costs, unspecified</b>                                                                          | <b>0</b> | <b>7</b>   | <b>12</b> | <b>0</b>   |          | <b>434</b> | <b>453</b>  |
| Administrative Costs Of Donors                                                                                               |          |            | <b>0</b>  |            |          | <b>402</b> | <b>402</b>  |
| Administrative Costs Of Donors                                                                                               |          |            | 0         |            |          | 402        | 402         |
| Unallocated                                                                                                                  | <b>0</b> | <b>7</b>   | <b>12</b> | <b>0</b>   |          | <b>32</b>  | <b>52</b>   |
| Unallocated                                                                                                                  | 0        | 7          | 12        | 0          |          | 32         | 52          |

|    |      |     |      |    |      |      |
|----|------|-----|------|----|------|------|
| 36 | 4612 | 405 | 1076 | 51 | 1561 | 7739 |
|----|------|-----|------|----|------|------|

**Annex 7.10B EuropeAid in 2015: A closer look. Sectoral breakdown per region - Disbursements**

| <b>D</b>             | <b>ODA</b> | <b>Non-ODA</b> |
|----------------------|------------|----------------|
| Budget EuropeAid     | Y          | N              |
| EDF                  | Y          | N              |
| Budget Non EuropeAid | N          | N              |

**Disbursements**

| <b>Sector of Destination</b>                                                                     | <b>Europe</b> | <b>Africa</b> | <b>America</b> | <b>Asia</b> | <b>Oceania</b> | <b>Unallocated, unspecified</b> | <b>Total</b> |
|--------------------------------------------------------------------------------------------------|---------------|---------------|----------------|-------------|----------------|---------------------------------|--------------|
| <b>Social infrastructures: education, health, water, government and civil society, other</b>     | <b>36</b>     | <b>1212</b>   | <b>291</b>     | <b>563</b>  | <b>31</b>      | <b>182</b>                      | <b>2315</b>  |
| Education                                                                                        | <b>0</b>      | <b>128</b>    | <b>49</b>      | <b>161</b>  | <b>7</b>       | <b>13</b>                       | <b>358</b>   |
| Education, Level Unspecified                                                                     | 0             | 51            | 12             | 56          | 7              | 1                               | 126          |
| Basic Education                                                                                  | 0             | 47            | 11             | 57          | 0              | 0                               | 115          |
| Secondary Education                                                                              |               | 24            | 10             | 24          | 0              | 1                               | 59           |
| Post-Secondary Education                                                                         |               | 7             | 16             | 24          |                | 11                              | 58           |
| Health                                                                                           | <b>1</b>      | <b>277</b>    | <b>9</b>       | <b>95</b>   | <b>0</b>       | <b>116</b>                      | <b>497</b>   |
| Health, General                                                                                  | 1             | 39            | 7              | 39          |                | 12                              | 97           |
| Basic Health                                                                                     | 0             | 238           | 2              | 56          | 0              | 103                             | 399          |
| Population Policies/Programmes And Reproductive Health                                           | <b>2</b>      | <b>59</b>     | <b>2</b>       | <b>12</b>   | <b>0</b>       | <b>13</b>                       | <b>89</b>    |
| Population Policies/Programmes And Reproductive Health                                           | 2             | 59            | 2              | 12          | 0              | 13                              | 89           |
| Water And Sanitation                                                                             | <b>0</b>      | <b>141</b>    | <b>56</b>      | <b>20</b>   | <b>16</b>      | <b>1</b>                        | <b>234</b>   |
| Water And Sanitation                                                                             | 0             | 141           | 56             | 20          | 16             | 1                               | 234          |
| Government And Civil Society                                                                     | <b>32</b>     | <b>496</b>    | <b>106</b>     | <b>234</b>  | <b>8</b>       | <b>35</b>                       | <b>910</b>   |
| Government And Civil Society, General                                                            | 29            | 414           | 86             | 170         | 8              | 23                              | 730          |
| Conflict Prevention And Resolution, Peace And Security                                           | 3             | 82            | 20             | 64          |                | 12                              | 180          |
| Other Social Infrastructure And Services                                                         | <b>1</b>      | <b>111</b>    | <b>70</b>      | <b>41</b>   | <b>0</b>       | <b>5</b>                        | <b>228</b>   |
| Other Social Infrastructure And Services                                                         | 1             | 111           | 70             | 41          | 0              | 5                               | 228          |
| <b>Economic infrastructures and services : transport, communications, energy, other services</b> | <b>24</b>     | <b>517</b>    | <b>43</b>      | <b>40</b>   | <b>14</b>      | <b>17</b>                       | <b>656</b>   |
| Transport And Storage                                                                            |               | <b>432</b>    | <b>19</b>      | <b>2</b>    |                | <b>2</b>                        | <b>455</b>   |

|                                                                                                             |           |            |            |            |           |           |            |
|-------------------------------------------------------------------------------------------------------------|-----------|------------|------------|------------|-----------|-----------|------------|
| Transport And Storage                                                                                       |           | 432        | 19         | 2          |           | 2         | 455        |
| Communication                                                                                               | <b>0</b>  | <b>10</b>  | <b>0</b>   | <b>3</b>   |           | <b>0</b>  | <b>14</b>  |
| Communication                                                                                               |           | 10         | 0          | 3          |           | 0         | 14         |
| Energy Generation And Supply                                                                                | <b>23</b> | <b>68</b>  | <b>8</b>   | <b>30</b>  | <b>13</b> | <b>12</b> | <b>153</b> |
| Energy generation, distribution and efficiency – general                                                    |           | 31         | 2          | 4          | 2         | 7         | 46         |
| Energy generation, renewable sources                                                                        |           | 25         | 3          | 4          | 11        |           | 43         |
| Energy generation, non-renewable sources                                                                    |           | 4          |            | 14         |           |           | 18         |
| Nuclear energy electric power plants                                                                        | 23        | 0          | 2          | 8          |           | 5         | 38         |
| Heating, cooling and energy distribution                                                                    |           | 7          | 1          |            | 0         |           | 8          |
| Banking And Financial Services                                                                              | <b>0</b>  | <b>3</b>   | <b>10</b>  | <b>0</b>   | <b>0</b>  | <b>0</b>  | <b>13</b>  |
| Banking And Financial Services                                                                              |           | 3          | 10         | 0          | 0         | 0         | 13         |
| Business And Other Services                                                                                 |           | <b>6</b>   | <b>6</b>   | <b>5</b>   | <b>1</b>  | <b>4</b>  | <b>22</b>  |
| Business And Other Services                                                                                 |           | 6          | 6          | 5          | 1         | 4         | 22         |
| <b>Production : agriculture, forestry and fishing, industry, mining and construction, trade and tourism</b> | <b>1</b>  | <b>362</b> | <b>115</b> | <b>102</b> | <b>25</b> | <b>56</b> | <b>662</b> |
| Agriculture, Forestry And Fishing                                                                           | <b>0</b>  | <b>280</b> | <b>49</b>  | <b>50</b>  | <b>18</b> | <b>48</b> | <b>445</b> |
| Agriculture                                                                                                 |           | 243        | 39         | 43         | 11        | 37        | 373        |
| Forestry                                                                                                    |           | 22         | 8          | 5          | 5         | 8         | 48         |
| Fishing                                                                                                     |           | 15         | 1          | 2          | 2         | 4         | 24         |
| Industry, Mining And Construction                                                                           | <b>1</b>  | <b>32</b>  | <b>22</b>  | <b>23</b>  | <b>0</b>  | <b>0</b>  | <b>77</b>  |
| Industry                                                                                                    |           | 30         | 22         | 22         |           | 0         | 74         |
| Mineral Resources And Mining                                                                                |           | 2          | 0          | 1          | 0         |           | 2          |
| Construction                                                                                                |           |            |            | 0          |           |           | 0          |
| Trade And Tourism                                                                                           |           | <b>51</b>  | <b>45</b>  | <b>29</b>  | <b>7</b>  | <b>8</b>  | <b>140</b> |
| Trade Policy And Regulations And Trade-Related Adjustment                                                   |           | 50         | 42         | 27         | 7         | 8         | 134        |
| Tourism                                                                                                     |           | 1          | 3          | 2          | 1         |           | 7          |
| <b>Multisector/Crosscutting : environment, other</b>                                                        | <b>3</b>  | <b>160</b> | <b>59</b>  | <b>127</b> | <b>15</b> | <b>44</b> | <b>407</b> |
| General Environmental Protection                                                                            | <b>0</b>  | <b>87</b>  | <b>23</b>  | <b>39</b>  | <b>8</b>  | <b>39</b> | <b>196</b> |
| General Environmental Protection                                                                            |           | 87         | 23         | 39         | 8         | 39        | 196        |
| Other Multisector                                                                                           | <b>2</b>  | <b>73</b>  | <b>36</b>  | <b>88</b>  | <b>7</b>  | <b>5</b>  | <b>211</b> |

|                                                                                                                              |           |            |           |           |          |            |            |
|------------------------------------------------------------------------------------------------------------------------------|-----------|------------|-----------|-----------|----------|------------|------------|
| Other Multisector                                                                                                            | 2         | 73         | 36        | 88        | 7        | 5          | 211        |
| <b>Budget support, food aid, food security</b>                                                                               | <b>1</b>  | <b>750</b> | <b>69</b> | <b>65</b> | <b>5</b> | <b>16</b>  | <b>906</b> |
| General Budget Support                                                                                                       |           | <b>627</b> | <b>48</b> | <b>5</b>  | <b>5</b> |            | <b>685</b> |
| General Budget Support                                                                                                       |           | 627        | 48        | 5         | 5        |            | 685        |
| Developmental Food Aid/Food Security Assistance                                                                              | <b>1</b>  | <b>123</b> | <b>21</b> | <b>60</b> |          | <b>16</b>  | <b>221</b> |
| Developmental Food Aid/Food Security Assistance                                                                              | 1         | 123        | 21        | 60        |          | 16         | 221        |
| <b>Action relating to debt</b>                                                                                               |           | <b>0</b>   |           |           |          |            | <b>0</b>   |
| Action Relating To Debt                                                                                                      |           | <b>0</b>   |           |           |          |            | <b>0</b>   |
| Action Relating To Debt                                                                                                      |           | 0          |           |           |          |            | 0          |
| <b>Humanitarian aid : Emergency response, reconstruction relief and rehabilitation, disaster prevention and preparedness</b> |           | <b>43</b>  | <b>7</b>  | <b>26</b> | <b>7</b> | <b>5</b>   | <b>88</b>  |
| Emergency Response                                                                                                           |           | <b>34</b>  | <b>0</b>  | <b>2</b>  |          | <b>0</b>   | <b>37</b>  |
| Emergency Response                                                                                                           |           | 34         | 0         | 2         |          | 0          | 37         |
| Reconstruction Relief And Rehabilitation                                                                                     |           | <b>5</b>   | <b>5</b>  | <b>17</b> | <b>0</b> |            | <b>27</b>  |
| Reconstruction Relief And Rehabilitation                                                                                     |           | 5          | 5         | 17        | 0        |            | 27         |
| Disaster Prevention And Preparedness                                                                                         |           | <b>4</b>   | <b>1</b>  | <b>7</b>  | <b>7</b> | <b>5</b>   | <b>24</b>  |
| Disaster Prevention And Preparedness                                                                                         |           | 4          | 1         | 7         | 7        | 5          | 24         |
| <b>Other/Unallocated: admin. costs, unspecified</b>                                                                          | <b>49</b> | <b>109</b> | <b>3</b>  | <b>2</b>  | <b>0</b> | <b>298</b> | <b>461</b> |
| Administrative Costs Of Donors                                                                                               | <b>2</b>  | <b>101</b> | <b>0</b>  | <b>0</b>  | <b>0</b> | <b>284</b> | <b>388</b> |
| Administrative Costs Of Donors                                                                                               | 2         | 101        | 0         | 0         | 0        | 284        | 388        |
| Unallocated/ Unspecified                                                                                                     | <b>47</b> | <b>8</b>   | <b>3</b>  | <b>2</b>  | <b>0</b> | <b>14</b>  | <b>73</b>  |
| Unallocated/ Unspecified                                                                                                     | 47        | 8          | 3         | 2         | 0        | 14         | 73         |

|     |      |     |     |    |     |      |
|-----|------|-----|-----|----|-----|------|
| 113 | 3154 | 586 | 926 | 98 | 619 | 5495 |
|-----|------|-----|-----|----|-----|------|

**Annex 7.11A Budget Non-EuropeAid in 2015: A closer look. Sectoral breakdown per region - Commitments**

| <b>C</b>             | <b>ODA</b> | <b>Non-ODA</b> |
|----------------------|------------|----------------|
| Budget EuropeAid     | N          | N              |
| EDF                  | N          | N              |
| Budget Non EuropeAid | Y          | N              |

**Commitments**

| <b>Sector of Destination</b>                                                                     | <b>Europe</b> | <b>Africa</b> | <b>America</b> | <b>Asia</b> | <b>Oceania</b> | <b>Unallocated, unspecified</b> | <b>Total</b> |
|--------------------------------------------------------------------------------------------------|---------------|---------------|----------------|-------------|----------------|---------------------------------|--------------|
| <b>Social infrastructures: education, health, water, government and civil society, other</b>     | <b>1061</b>   | <b>315</b>    | <b>6</b>       | <b>496</b>  |                | <b>308</b>                      | <b>2187</b>  |
| Education                                                                                        | <b>18</b>     | <b>45</b>     |                | <b>18</b>   |                | <b>206</b>                      | <b>287</b>   |
| Education, Level Unspecified                                                                     | 4             |               |                | 10          |                | 52                              | 67           |
| Basic Education                                                                                  |               |               |                | 8           |                | 6                               | 14           |
| Secondary Education                                                                              |               | 45            |                |             |                | 20                              | 65           |
| Post-Secondary Education                                                                         | 13            | 0             |                | 0           |                | 127                             | 141          |
| Health                                                                                           |               | <b>10</b>     |                | <b>15</b>   |                |                                 | <b>25</b>    |
| Health, General                                                                                  |               | 10            |                | 8           |                |                                 | 18           |
| Basic Health                                                                                     |               |               |                | 7           |                |                                 | 7            |
| Population Policies/Programmes And Reproductive Health                                           |               |               |                |             |                |                                 |              |
| Population Policies/Programmes And Reproductive Health                                           |               |               |                |             |                |                                 |              |
| Water And Sanitation                                                                             | <b>67</b>     | <b>0</b>      |                | <b>10</b>   |                | <b>10</b>                       | <b>87</b>    |
| Water And Sanitation                                                                             | 67            | 0             |                | 10          |                | 10                              | 87           |
| Government And Civil Society                                                                     | <b>860</b>    | <b>251</b>    | <b>6</b>       | <b>238</b>  |                | <b>92</b>                       | <b>1448</b>  |
| Government And Civil Society, General                                                            | 804           | 105           | 0              | 95          |                | 36                              | 1040         |
| Conflict Prevention And Resolution, Peace And Security                                           | 56            | 146           | 6              | 144         |                | 56                              | 408          |
| Other Social Infrastructure And Services                                                         | <b>116</b>    | <b>9</b>      |                | <b>215</b>  |                |                                 | <b>339</b>   |
| Other Social Infrastructure And Services                                                         | 116           | 9             |                | 215         |                |                                 | 339          |
| <b>Economic infrastructures and services : transport, communications, energy, other services</b> | <b>298</b>    | <b>8</b>      |                | <b>90</b>   |                | <b>10</b>                       | <b>406</b>   |
| Transport And Storage                                                                            | <b>208</b>    |               |                |             |                |                                 | <b>208</b>   |
| Transport And Storage                                                                            | 208           |               |                |             |                |                                 | 208          |

|                                                                                                             |            |            |          |            |            |             |
|-------------------------------------------------------------------------------------------------------------|------------|------------|----------|------------|------------|-------------|
| Communication                                                                                               | <b>13</b>  |            |          | <b>0</b>   |            | <b>13</b>   |
| Communication                                                                                               | 13         |            |          | 0          |            | 13          |
| <b>Energy Generation And Supply</b>                                                                         | <b>76</b>  | <b>8</b>   |          | <b>45</b>  |            | <b>129</b>  |
| Energy generation, distribution and efficiency – general                                                    | 55         | 8          |          |            |            | 63          |
| Energy generation, renewable sources                                                                        | 21         |            |          | 45         |            | 66          |
| Energy generation, non-renewable sources                                                                    |            |            |          |            |            |             |
| Nuclear energy electric power plants                                                                        |            |            |          |            |            |             |
| Heating, cooling and energy distribution                                                                    | 0          |            |          | 0          |            | 0           |
| <b>Banking And Financial Services</b>                                                                       |            |            |          |            |            |             |
| Banking And Financial Services                                                                              |            |            |          |            |            |             |
| <b>Business And Other Services</b>                                                                          |            |            |          | <b>45</b>  | <b>10</b>  | <b>55</b>   |
| Business And Other Services                                                                                 |            |            |          | 45         | 10         | 55          |
| <b>Production : agriculture, forestry and fishing, industry, mining and construction, trade and tourism</b> | <b>335</b> | <b>152</b> | <b>0</b> | <b>42</b>  | <b>7</b>   | <b>537</b>  |
| <b>Agriculture, Forestry And Fishing</b>                                                                    | <b>227</b> | <b>0</b>   |          | <b>14</b>  |            | <b>241</b>  |
| Agriculture                                                                                                 | 227        | 0          |          | 14         |            | 241         |
| Forestry                                                                                                    |            |            |          |            |            |             |
| Fishing                                                                                                     |            |            |          |            |            |             |
| <b>Industry, Mining And Construction</b>                                                                    | <b>108</b> | <b>47</b>  |          | <b>27</b>  | <b>2</b>   | <b>184</b>  |
| Industry                                                                                                    | 108        | 47         |          | 27         |            | 182         |
| Mineral Resources And Mining                                                                                |            |            |          |            | 2          | 2           |
| Construction                                                                                                |            |            |          |            |            |             |
| <b>Trade And Tourism</b>                                                                                    | <b>0</b>   | <b>105</b> | <b>0</b> | <b>2</b>   | <b>5</b>   | <b>112</b>  |
| Trade Policy And Regulations And Trade-Related Adjustment                                                   | 0          | 105        | 0        | 2          | 5          | 112         |
| Tourism                                                                                                     |            |            |          |            |            |             |
| <b>Multisector/Crosscutting : environment, other</b>                                                        | <b>353</b> | <b>60</b>  |          | <b>417</b> | <b>315</b> | <b>1145</b> |
| <b>General Environmental Protection</b>                                                                     | <b>43</b>  | <b>17</b>  |          |            | <b>1</b>   | <b>61</b>   |
| General Environmental Protection                                                                            | 43         | 17         |          |            | 1          | 61          |
| <b>Other Multisector</b>                                                                                    | <b>310</b> | <b>43</b>  |          | <b>417</b> | <b>314</b> | <b>1084</b> |
| Other Multisector                                                                                           | 310        | 43         |          | 417        | 314        | 1084        |

|                                                                                                                              |             |             |           |             |          |            |             |
|------------------------------------------------------------------------------------------------------------------------------|-------------|-------------|-----------|-------------|----------|------------|-------------|
| <b>Budget support, food aid, food security</b>                                                                               | <b>0</b>    | <b>70</b>   |           |             |          |            | <b>70</b>   |
| General Budget Support                                                                                                       | <b>0</b>    | <b>70</b>   |           |             |          |            | <b>70</b>   |
| General Budget Support                                                                                                       | 0           | 70          |           |             |          |            | 70          |
| Developmental Food Aid/Food Security Assistance                                                                              |             |             |           |             |          |            |             |
| Developmental Food Aid/Food Security Assistance                                                                              |             |             |           |             |          |            |             |
| <b>Humanitarian aid : Emergency response, reconstruction relief and rehabilitation, disaster prevention and preparedness</b> | <b>181</b>  | <b>599</b>  | <b>54</b> | <b>675</b>  | <b>3</b> | <b>107</b> | <b>1620</b> |
| Emergency Response                                                                                                           | <b>178</b>  | <b>587</b>  | <b>31</b> | <b>633</b>  | <b>0</b> | <b>107</b> | <b>1536</b> |
| Emergency Response                                                                                                           | 178         | 587         | 31        | 633         | 0        | 107        | 1536        |
| Reconstruction Relief And Rehabilitation                                                                                     |             |             |           | <b>31</b>   |          |            | <b>31</b>   |
| Reconstruction Relief And Rehabilitation                                                                                     |             |             |           | 31          |          |            | 31          |
| Disaster Prevention And Preparedness                                                                                         | <b>3</b>    | <b>13</b>   | <b>23</b> | <b>12</b>   | <b>3</b> |            | <b>53</b>   |
| Disaster Prevention And Preparedness                                                                                         | 3           | 13          | 23        | 12          | 3        |            | 53          |
| <b>Other/Unallocated: admin. costs, unspecified</b>                                                                          | <b>27</b>   | <b>3</b>    |           | <b>10</b>   |          | <b>197</b> | <b>237</b>  |
| Administrative Costs Of Donors                                                                                               | <b>2</b>    | <b>0</b>    |           | <b>4</b>    |          | <b>188</b> | <b>193</b>  |
| Administrative Costs Of Donors                                                                                               | 2           | 0           |           | 4           |          | 188        | 193         |
| Unallocated/ Unspecified                                                                                                     | <b>25</b>   | <b>3</b>    |           | <b>6</b>    |          | <b>10</b>  | <b>43</b>   |
| Unallocated/ Unspecified                                                                                                     | 25          | 3           |           | 6           |          | 10         | 43          |
|                                                                                                                              | <b>2254</b> | <b>1208</b> | <b>60</b> | <b>1730</b> | <b>3</b> | <b>946</b> | <b>6202</b> |

**Annex 7.11B Budget Non-EuropeAid in 2015: A closer look. Sectoral breakdown per region - Disbursements**

| <b>D</b>             | <b>ODA</b> | <b>Non-ODA</b> |
|----------------------|------------|----------------|
| Budget EuropeAid     | N          | N              |
| EDF                  | N          | N              |
| Budget Non EuropeAid | Y          | N              |

**Disbursements**

| <b>Sector of Destination</b>                                                                     | <b>Europe</b> | <b>Africa</b> | <b>America</b> | <b>Asia</b> | <b>Oceania</b> | <b>Unallocated, unspecified</b> | <b>Total</b> |
|--------------------------------------------------------------------------------------------------|---------------|---------------|----------------|-------------|----------------|---------------------------------|--------------|
| <b>Social infrastructures: education, health, water, government and civil society, other</b>     | <b>705</b>    | <b>407</b>    | <b>11</b>      | <b>603</b>  | <b>0</b>       | <b>172</b>                      | <b>1899</b>  |
| Education                                                                                        | <b>50</b>     | <b>64</b>     | <b>1</b>       | <b>101</b>  |                | <b>114</b>                      | <b>330</b>   |
| Education, Level Unspecified                                                                     | 11            | 21            |                | 19          |                | 48                              | 99           |
| Basic Education                                                                                  | 2             | 15            |                | 59          |                | 2                               | 79           |
| Secondary Education                                                                              | 2             | 2             |                | 8           |                | 21                              | 33           |
| Post-Secondary Education                                                                         | 35            | 24            | 1              | 15          |                | 43                              | 119          |
| Health                                                                                           | <b>5</b>      | <b>37</b>     |                | <b>6</b>    |                |                                 | <b>47</b>    |
| Health, General                                                                                  | 2             | 34            |                | 1           |                |                                 | 37           |
| Basic Health                                                                                     | 3             | 3             |                | 4           |                |                                 | 10           |
| Population Policies/Programmes And Reproductive Health                                           |               | <b>2</b>      |                | <b>0</b>    |                |                                 | <b>2</b>     |
| Population Policies/Programmes And Reproductive Health                                           |               | 2             |                | 0           |                |                                 | 2            |
| Water And Sanitation                                                                             | <b>160</b>    | <b>33</b>     |                | <b>36</b>   |                |                                 | <b>229</b>   |
| Water And Sanitation                                                                             | 160           | 33            |                | 36          |                |                                 | 229          |
| Government And Civil Society                                                                     | <b>396</b>    | <b>198</b>    | <b>9</b>       | <b>249</b>  | <b>0</b>       | <b>54</b>                       | <b>906</b>   |
| Government And Civil Society, General                                                            | 336           | 112           | 4              | 122         |                | 17                              | 591          |
| Conflict Prevention And Resolution, Peace And Security                                           | 61            | 85            | 5              | 127         | 0              | 36                              | 315          |
| Other Social Infrastructure And Services                                                         | <b>95</b>     | <b>74</b>     | <b>1</b>       | <b>211</b>  |                | <b>4</b>                        | <b>384</b>   |
| Other Social Infrastructure And Services                                                         | 95            | 74            | 1              | 211         |                | 4                               | 384          |
| <b>Economic infrastructures and services : transport, communications, energy, other services</b> | <b>290</b>    | <b>38</b>     |                | <b>44</b>   |                | <b>3</b>                        | <b>376</b>   |
| Transport And Storage                                                                            | <b>134</b>    | <b>12</b>     |                | <b>13</b>   |                | <b>2</b>                        | <b>162</b>   |

|                                                                                                             |            |     |           |    |          |           |           |            |
|-------------------------------------------------------------------------------------------------------------|------------|-----|-----------|----|----------|-----------|-----------|------------|
| Transport And Storage                                                                                       |            |     |           |    |          |           |           |            |
| Communication                                                                                               | <b>16</b>  | 134 | <b>1</b>  | 12 |          | 13        | 2         | 162        |
| Communication                                                                                               |            |     |           |    |          | 1         |           | 18         |
| Energy Generation And Supply                                                                                | <b>46</b>  |     | <b>20</b> |    |          | <b>20</b> | <b>1</b>  | <b>87</b>  |
| Energy generation, distribution and efficiency – general                                                    |            | 36  |           | 2  |          | 1         | 1         | 40         |
| Energy generation, renewable sources                                                                        |            | 5   |           | 17 |          | 18        |           | 40         |
| Energy generation, non-renewable sources                                                                    |            | 0   |           |    |          |           |           | 0          |
| Nuclear energy electric power plants                                                                        |            | 1   |           |    |          |           |           | 1          |
| Heating, cooling and energy distribution                                                                    |            | 5   |           | 1  |          | 1         |           | 6          |
| Banking And Financial Services                                                                              | <b>5</b>   |     | <b>0</b>  |    |          | <b>7</b>  |           | <b>12</b>  |
| Banking And Financial Services                                                                              |            | 5   |           | 0  |          | 7         |           | 12         |
| Business And Other Services                                                                                 | <b>89</b>  |     | <b>5</b>  |    |          | <b>2</b>  |           | <b>97</b>  |
| Business And Other Services                                                                                 |            | 89  |           | 5  |          | 2         |           | 97         |
| <b>Production : agriculture, forestry and fishing, industry, mining and construction, trade and tourism</b> | <b>280</b> |     | <b>31</b> |    | <b>0</b> | <b>61</b> |           | <b>377</b> |
| Agriculture, Forestry And Fishing                                                                           | <b>224</b> |     | <b>11</b> |    |          | <b>35</b> |           | <b>270</b> |
| Agriculture                                                                                                 |            | 224 |           | 4  |          | 35        |           | 263        |
| Forestry                                                                                                    |            |     |           | 5  |          |           |           | 5          |
| Fishing                                                                                                     |            | 0   |           | 1  |          |           |           | 1          |
| Industry, Mining And Construction                                                                           | <b>36</b>  |     | <b>13</b> |    |          | <b>13</b> |           | <b>62</b>  |
| Industry                                                                                                    |            | 34  |           | 12 |          | 13        |           | 59         |
| Mineral Resources And Mining                                                                                |            | 1   |           | 1  |          | 0         |           | 3          |
| Construction                                                                                                |            | 1   |           |    |          |           |           | 1          |
| Trade And Tourism                                                                                           | <b>20</b>  |     | <b>7</b>  |    | <b>0</b> | <b>13</b> | <b>5</b>  | <b>45</b>  |
| Trade Policy And Regulations And Trade-Related Adjustment                                                   |            | 18  |           | 6  | 0        | 13        | 5         | 42         |
| Tourism                                                                                                     |            | 2   |           | 1  |          |           |           | 3          |
| <b>Multisector/Crosscutting : environment, other</b>                                                        | <b>333</b> |     | <b>54</b> |    |          | <b>35</b> |           | <b>449</b> |
| General Environmental Protection                                                                            | <b>21</b>  |     | <b>13</b> |    |          | <b>4</b>  | <b>4</b>  | <b>42</b>  |
| General Environmental Protection                                                                            |            | 21  |           | 13 |          | 4         | 4         | 42         |
| Other Multisector                                                                                           | <b>312</b> |     | <b>41</b> |    |          | <b>31</b> | <b>23</b> | <b>407</b> |

|                                                                                                                              |             |             |           |             |          |            |             |
|------------------------------------------------------------------------------------------------------------------------------|-------------|-------------|-----------|-------------|----------|------------|-------------|
| Other Multisector                                                                                                            | 312         | 41          |           | 31          |          | 23         | 407         |
| <b>Budget support, food aid, food security</b>                                                                               | <b>0</b>    | <b>76</b>   |           | <b>23</b>   |          |            | <b>99</b>   |
| General Budget Support                                                                                                       | <b>0</b>    | <b>75</b>   |           | <b>23</b>   |          |            | <b>99</b>   |
| General Budget Support                                                                                                       | 0           | 75          |           | 23          |          |            | 99          |
| Developmental Food Aid/Food Security Assistance                                                                              |             | <b>0</b>    |           | <b>0</b>    |          |            | <b>0</b>    |
| Developmental Food Aid/Food Security Assistance                                                                              |             | 0           |           | 0           |          |            | 0           |
| <b>Humanitarian aid : Emergency response, reconstruction relief and rehabilitation, disaster prevention and preparedness</b> | <b>87</b>   | <b>538</b>  | <b>58</b> | <b>651</b>  | <b>3</b> | <b>88</b>  | <b>1424</b> |
| Emergency Response                                                                                                           | <b>69</b>   | <b>533</b>  | <b>38</b> | <b>625</b>  | <b>1</b> | <b>88</b>  | <b>1353</b> |
| Emergency Response                                                                                                           | 69          | 533         | 38        | 625         | 1        | 88         | 1353        |
| Reconstruction Relief And Rehabilitation                                                                                     | <b>12</b>   |             |           | <b>12</b>   |          |            | <b>24</b>   |
| Reconstruction Relief And Rehabilitation                                                                                     | 12          |             |           | 12          |          |            | 24          |
| Disaster Prevention And Preparedness                                                                                         | <b>6</b>    | <b>5</b>    | <b>20</b> | <b>14</b>   | <b>3</b> | <b>0</b>   | <b>47</b>   |
| Disaster Prevention And Preparedness                                                                                         | 6           | 5           | 20        | 14          | 3        | 0          | 47          |
| <b>Other/Unallocated: admin. costs, unspecified</b>                                                                          | <b>40</b>   | <b>2</b>    | <b>0</b>  | <b>5</b>    |          | <b>188</b> | <b>236</b>  |
| Administrative Costs Of Donors                                                                                               | <b>2</b>    | <b>0</b>    |           | <b>4</b>    |          | <b>183</b> | <b>189</b>  |
| Administrative Costs Of Donors                                                                                               | 2           | 0           |           | 4           |          | 183        | 189         |
| Unallocated/ Unspecified                                                                                                     | <b>39</b>   | <b>2</b>    | <b>0</b>  | <b>1</b>    |          | <b>5</b>   | <b>47</b>   |
| Unallocated/ Unspecified                                                                                                     | 39          | 2           | 0         | 1           |          | 5          | 47          |
|                                                                                                                              | <b>1736</b> | <b>1146</b> | <b>70</b> | <b>1421</b> | <b>4</b> | <b>484</b> | <b>4860</b> |

## Annex 7.12A Sectoral breakdown per instrument in 2015 - Commitments

| <b>C</b>                    | <b>ODA</b> | <b>Non-ODA</b> |
|-----------------------------|------------|----------------|
| <b>Budget EuropeAid</b>     | Y          | N              |
| <b>EDF</b>                  | Y          | N              |
| <b>Budget Non EuropeAid</b> | Y          | N              |

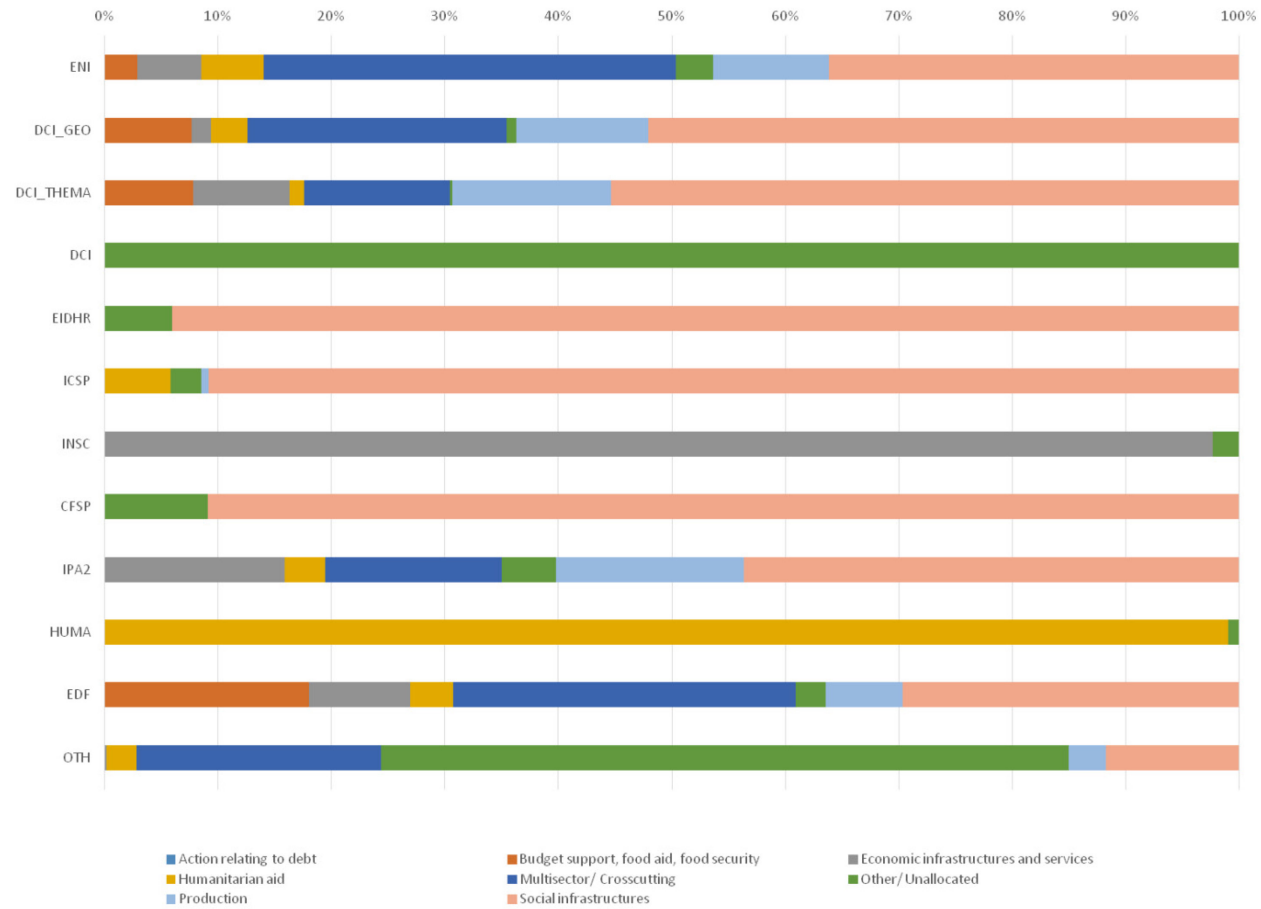
### Commitments

| Sector of Destination                                                                        | ENI        | DCI_GEO    | DCI_THEMA  | DCI | EIDHR      | ICSP       | INSC | CFSP       | IPA2       | HUMA |
|----------------------------------------------------------------------------------------------|------------|------------|------------|-----|------------|------------|------|------------|------------|------|
| <b>Social infrastructures: education, health, water, government and civil society, other</b> | <b>851</b> | <b>767</b> | <b>507</b> |     | <b>163</b> | <b>212</b> |      | <b>243</b> | <b>730</b> |      |
| Education                                                                                    | <b>136</b> | <b>267</b> | <b>107</b> |     |            |            |      |            | <b>27</b>  |      |
| Education, Level Unspecified                                                                 | 34         | 51         | 12         |     |            |            |      |            | 14         |      |
| Basic Education                                                                              | 8          | 101        | 20         |     |            |            |      |            |            |      |
| Secondary Education                                                                          | 45         | 95         |            |     |            |            |      |            |            |      |
| Post-Secondary Education                                                                     | 48         | 20         | 75         |     |            |            |      |            | 13         |      |
| Health                                                                                       | <b>17</b>  | <b>62</b>  | <b>78</b>  |     |            | <b>8</b>   |      |            |            |      |
| Health, General                                                                              | 10         |            | 28         |     |            | 8          |      |            |            |      |
| Basic Health                                                                                 | 7          | 62         | 50         |     |            |            |      |            |            |      |
| Population Policies/Programmes And Reproductive Health                                       |            | <b>10</b>  | <b>42</b>  |     |            |            |      |            |            |      |
| Population Policies/Programmes And Reproductive Health                                       |            | 10         | 42         |     |            |            |      |            |            |      |
| Water And Sanitation                                                                         | <b>21</b>  | <b>2</b>   | <b>18</b>  |     |            | <b>0</b>   |      |            | <b>66</b>  |      |
| Water And Sanitation                                                                         | 21         | 2          | 18         |     |            | 0          |      |            | 66         |      |
| Government And Civil Society                                                                 | <b>454</b> | <b>400</b> | <b>244</b> |     | <b>163</b> | <b>204</b> |      | <b>243</b> | <b>521</b> |      |
| Government And Civil Society, General                                                        | 398        | 305        | 244        |     | 163        | 22         |      | 77         | 511        |      |
| Conflict Prevention And Resolution, Peace And Security                                       | 56         | 95         |            |     |            | 182        |      | 166        | 9          |      |
| Other Social Infrastructure And Services                                                     | <b>224</b> | <b>27</b>  | <b>18</b>  |     |            |            |      |            | <b>116</b> |      |
| Other Social Infrastructure And Services                                                     | 224        | 27         | 18         |     |            |            |      |            | 116        |      |

|                                                                                                             |            |            |            |  |  |  |           |  |            |
|-------------------------------------------------------------------------------------------------------------|------------|------------|------------|--|--|--|-----------|--|------------|
| <b>Economic infrastructures and services : transport, communications, energy, other services</b>            | <b>138</b> | <b>25</b>  | <b>80</b>  |  |  |  | <b>60</b> |  | <b>268</b> |
| Transport And Storage                                                                                       | <b>0</b>   | <b>5</b>   |            |  |  |  |           |  | <b>208</b> |
| Transport And Storage                                                                                       | 0          | 5          |            |  |  |  |           |  | 208        |
| Communication                                                                                               | <b>13</b>  |            |            |  |  |  |           |  | <b>0</b>   |
| Communication                                                                                               | 13         |            |            |  |  |  |           |  | 0          |
| Energy Generation And Supply                                                                                | <b>70</b>  | <b>20</b>  | <b>68</b>  |  |  |  | <b>60</b> |  | <b>60</b>  |
| Energy generation, distribution and efficiency – general                                                    | 25         | 20         | 10         |  |  |  |           |  | 39         |
| Energy generation, renewable sources                                                                        | 45         |            | 58         |  |  |  |           |  | 21         |
| Energy generation, non-renewable sources                                                                    |            |            |            |  |  |  | 60        |  |            |
| Nuclear energy electric power plants                                                                        |            |            |            |  |  |  |           |  |            |
| Heating, cooling and energy distribution                                                                    | 0          |            |            |  |  |  |           |  | 0          |
| Banking And Financial Services                                                                              |            |            | <b>10</b>  |  |  |  |           |  |            |
| Banking And Financial Services                                                                              |            |            | 10         |  |  |  |           |  |            |
| Business And Other Services                                                                                 | <b>55</b>  |            | <b>2</b>   |  |  |  |           |  |            |
| Business And Other Services                                                                                 | 55         |            | 2          |  |  |  |           |  |            |
| <b>Production : agriculture, forestry and fishing, industry, mining and construction, trade and tourism</b> | <b>249</b> | <b>172</b> | <b>132</b> |  |  |  | <b>2</b>  |  | <b>280</b> |
| Agriculture, Forestry And Fishing                                                                           | <b>14</b>  | <b>90</b>  | <b>129</b> |  |  |  |           |  | <b>227</b> |
| Agriculture                                                                                                 | 14         | 70         | 98         |  |  |  |           |  | 227        |
| Forestry                                                                                                    |            |            | 31         |  |  |  |           |  |            |
| Fishing                                                                                                     |            | 20         |            |  |  |  |           |  |            |
| Industry, Mining And Construction                                                                           | <b>129</b> | <b>53</b>  | <b>0</b>   |  |  |  | <b>2</b>  |  | <b>53</b>  |
| Industry                                                                                                    | 129        | 43         | 0          |  |  |  |           |  | 53         |
| Mineral Resources And Mining                                                                                |            | 10         |            |  |  |  | 2         |  |            |
| Construction                                                                                                |            |            |            |  |  |  |           |  |            |
| Trade And Tourism                                                                                           | <b>107</b> | <b>29</b>  | <b>3</b>   |  |  |  |           |  |            |
| Trade Policy And Regulations And Trade-Related Adjustment                                                   | 107        | 29         | 3          |  |  |  |           |  |            |
| Tourism                                                                                                     |            |            |            |  |  |  |           |  |            |
| <b>Multisector/Crosscutting : environment, other</b>                                                        | <b>879</b> | <b>337</b> | <b>120</b> |  |  |  |           |  | <b>264</b> |

|                                                                                                                              |             |             |            |           |            |            |           |            |             |             |
|------------------------------------------------------------------------------------------------------------------------------|-------------|-------------|------------|-----------|------------|------------|-----------|------------|-------------|-------------|
| General Environmental Protection                                                                                             | 32          | 67          | 116        |           |            |            |           |            | 28          |             |
| General Environmental Protection                                                                                             | 32          | 67          | 116        |           |            |            |           |            | 28          |             |
| Other Multisector                                                                                                            | 847         | 270         | 4          |           |            |            |           |            | 236         |             |
| Other Multisector                                                                                                            | 847         | 270         | 4          |           |            |            |           |            | 236         |             |
| <b>Budget support, food aid, food security</b>                                                                               | <b>70</b>   | <b>113</b>  | <b>73</b>  |           |            |            |           |            |             |             |
| General Budget Support                                                                                                       | 70          | 105         | 1          |           |            |            |           |            |             |             |
| General Budget Support                                                                                                       | 70          | 105         | 1          |           |            |            |           |            |             |             |
| Developmental Food Aid/Food Security Assistance                                                                              |             | 8           | 72         |           |            |            |           |            |             |             |
| Developmental Food Aid/Food Security Assistance                                                                              |             | 8           | 72         |           |            |            |           |            |             |             |
| <b>Action relating to debt</b>                                                                                               |             |             |            |           |            |            |           |            |             |             |
| Action Relating To Debt                                                                                                      |             |             |            |           |            |            |           |            |             |             |
| Action Relating To Debt                                                                                                      |             |             |            |           |            |            |           |            |             |             |
| <b>Humanitarian aid : Emergency response, reconstruction relief and rehabilitation, disaster prevention and preparedness</b> | <b>133</b>  | <b>48</b>   | <b>12</b>  |           |            | <b>20</b>  |           |            | <b>61</b>   | <b>1387</b> |
| Emergency Response                                                                                                           | 102         | 34          |            |           |            | 7          |           |            | 58          | 1350        |
| Emergency Response                                                                                                           | 102         | 34          |            |           |            | 7          |           |            | 58          | 1350        |
| Reconstruction Relief And Rehabilitation                                                                                     | 31          |             |            |           |            | 0          |           |            |             |             |
| Reconstruction Relief And Rehabilitation                                                                                     | 31          |             |            |           |            | 0          |           |            |             |             |
| Disaster Prevention And Preparedness                                                                                         |             | 14          | 12         |           |            | 13         |           |            | 3           | 38          |
| Disaster Prevention And Preparedness                                                                                         |             | 14          | 12         |           |            | 13         |           |            | 3           | 38          |
| <b>Other/Unallocated: admin. costs, unspecified</b>                                                                          | <b>77</b>   | <b>12</b>   | <b>2</b>   | <b>77</b> | <b>10</b>  | <b>7</b>   | <b>1</b>  | <b>17</b>  | <b>44</b>   | <b>13</b>   |
| Administrative Costs Of Donors                                                                                               | 47          | 0           | 2          | 77        | 10         | 7          | 1         | 12         | 40          | 11          |
| Administrative Costs Of Donors                                                                                               | 47          | 0           | 2          | 77        | 10         | 7          | 1         | 12         | 40          | 11          |
| Unallocated/ Unspecified                                                                                                     | 30          | 12          | 0          |           |            | 0          |           | 6          | 4           | 2           |
| Unallocated/ Unspecified                                                                                                     | 30          | 12          | 0          |           |            | 0          |           | 6          | 4           | 2           |
|                                                                                                                              | <b>2397</b> | <b>1473</b> | <b>927</b> | <b>77</b> | <b>173</b> | <b>240</b> | <b>61</b> | <b>260</b> | <b>1647</b> | <b>1401</b> |

### Commitments



## Annex 7.12B Sectoral breakdown per instrument in 2015 - Disbursements

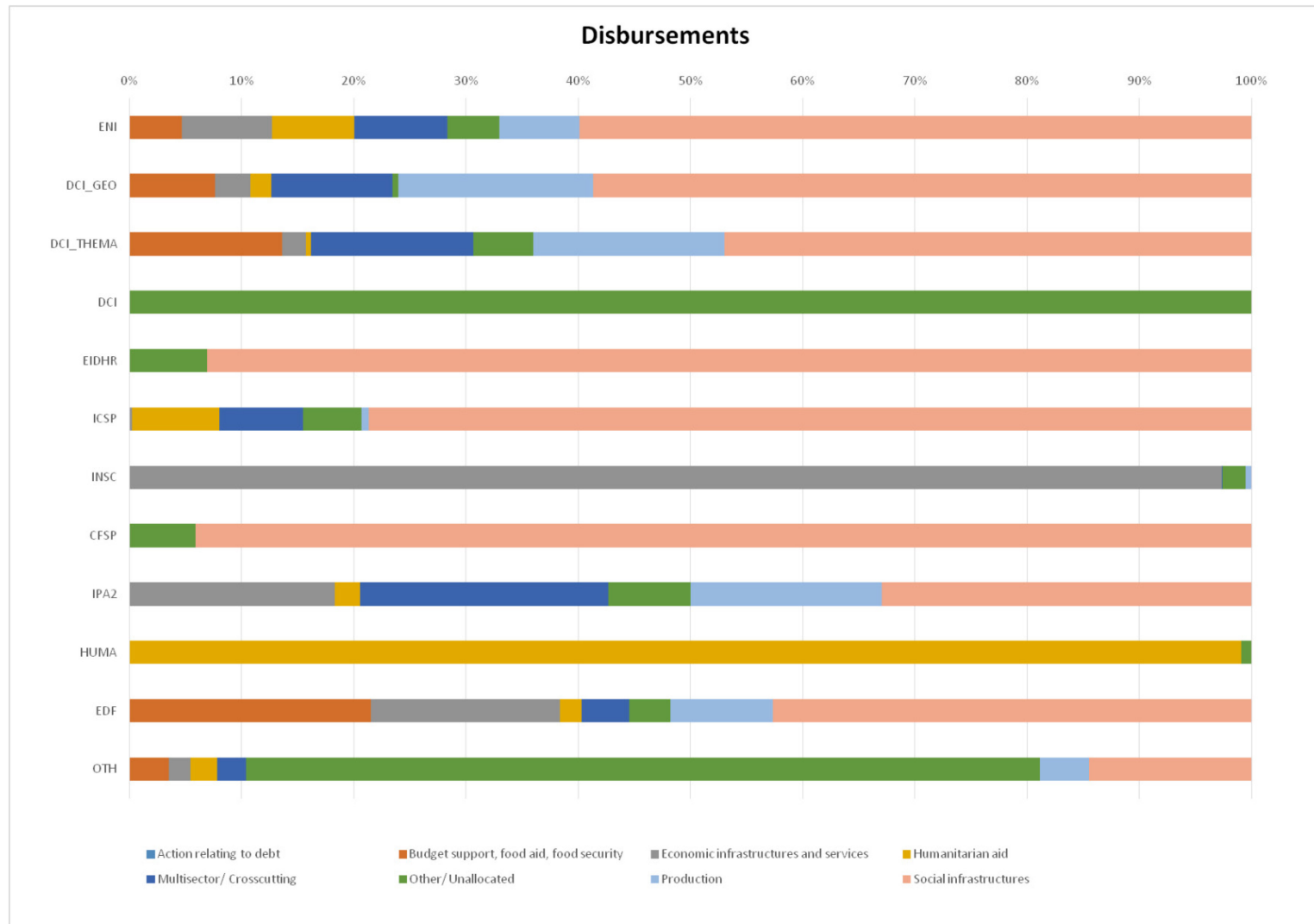
| D                    | ODA | Non-ODA |
|----------------------|-----|---------|
| Budget EuropeAid     | Y   | N       |
| EDF                  | Y   | N       |
| Budget Non EuropeAid | Y   | N       |

### Disbursements

| Sector of Destination                                                                            | ENI        | DCI_GEO    | DCI_THEMA  | DCI | EIDHR      | ICSP       | INSC      | CFSP       | IPA2       | HUMA       |
|--------------------------------------------------------------------------------------------------|------------|------------|------------|-----|------------|------------|-----------|------------|------------|------------|
| <b>Social infrastructures: education, health, water, government and civil society, other</b>     | <b>935</b> | <b>710</b> | <b>415</b> |     | <b>132</b> | <b>184</b> |           | <b>266</b> | <b>457</b> |            |
| Education                                                                                        | <b>229</b> | <b>232</b> | <b>60</b>  |     | <b>1</b>   | <b>1</b>   |           |            | <b>40</b>  |            |
| Education, Level Unspecified                                                                     | 67         | 63         | 16         |     | 0          |            |           |            |            | 15         |
| Basic Education                                                                                  | 75         | 95         | 7          |     | 1          | 1          |           |            |            | 2          |
| Secondary Education                                                                              | 12         | 30         | 17         |     | 0          |            |           |            |            | 1          |
| Post-Secondary Education                                                                         | 76         | 44         | 20         |     |            |            |           |            |            | 22         |
| Health                                                                                           | <b>34</b>  | <b>81</b>  | <b>144</b> |     |            | <b>11</b>  |           |            | <b>4</b>   |            |
| Health, General                                                                                  | 30         | 36         | 18         |     |            | 5          |           |            |            | 2          |
| Basic Health                                                                                     | 4          | 45         | 126        |     |            | 6          |           |            |            | 2          |
| Population Policies/Programmes And Reproductive Health                                           | <b>2</b>   | <b>4</b>   | <b>37</b>  |     | <b>0</b>   |            |           |            |            |            |
| Population Policies/Programmes And Reproductive Health                                           | 2          | 4          | 37         |     | 0          |            |           |            |            |            |
| Water And Sanitation                                                                             | <b>67</b>  | <b>67</b>  | <b>9</b>   |     |            | <b>6</b>   |           |            |            | <b>156</b> |
| Water And Sanitation                                                                             | 67         | 67         | 9          |     |            | 6          |           |            |            | 156        |
| Government And Civil Society                                                                     | <b>312</b> | <b>211</b> | <b>138</b> |     | <b>130</b> | <b>164</b> |           | <b>266</b> | <b>165</b> |            |
| Government And Civil Society, General                                                            | 272        | 137        | 134        |     | 130        | 35         |           | 105        | 154        |            |
| Conflict Prevention And Resolution, Peace And Security                                           | 40         | 74         | 5          |     | 0          | 130        |           | 161        | 11         |            |
| Other Social Infrastructure And Services                                                         | <b>290</b> | <b>115</b> | <b>26</b>  |     |            | <b>2</b>   |           |            | <b>92</b>  |            |
| Other Social Infrastructure And Services                                                         | 290        | 115        | 26         |     |            | 2          |           |            | 92         |            |
| <b>Economic infrastructures and services : transport, communications, energy, other services</b> | <b>130</b> | <b>40</b>  | <b>19</b>  |     | <b>0</b>   | <b>0</b>   | <b>51</b> |            | <b>246</b> |            |

|                                                                                                             |            |            |            |          |          |           |          |            |
|-------------------------------------------------------------------------------------------------------------|------------|------------|------------|----------|----------|-----------|----------|------------|
| Transport And Storage                                                                                       | <b>39</b>  | <b>6</b>   |            |          |          |           |          | <b>123</b> |
| Transport And Storage                                                                                       | 39         | 6          |            |          |          |           |          | 123        |
| Communication                                                                                               | <b>12</b>  | <b>11</b>  | <b>1</b>   | <b>0</b> | <b>0</b> |           |          | <b>6</b>   |
| Communication                                                                                               | 12         | 11         | 1          | 0        | 0        |           |          | 6          |
| Energy Generation And Supply                                                                                | <b>61</b>  | <b>11</b>  | <b>17</b>  |          |          | <b>51</b> |          | <b>26</b>  |
| Energy generation, distribution and efficiency – general                                                    | 21         | 4          | 12         |          |          | 0         |          | 19         |
| Energy generation, renewable sources                                                                        | 38         | 5          | 5          |          |          |           |          | 2          |
| Energy generation, non-renewable sources                                                                    |            | 1          | 0          |          |          |           | 13       | 0          |
| Nuclear energy electric power plants                                                                        |            |            |            |          |          |           | 38       | 1          |
| Heating, cooling and energy distribution                                                                    | 2          |            |            |          |          |           |          | 4          |
| Banking And Financial Services                                                                              | <b>11</b>  | <b>10</b>  | <b>0</b>   |          |          |           |          | <b>1</b>   |
| Banking And Financial Services                                                                              | 11         | 10         | 0          |          |          |           |          | 1          |
| Business And Other Services                                                                                 | <b>8</b>   | <b>2</b>   | <b>1</b>   |          |          |           |          | <b>89</b>  |
| Business And Other Services                                                                                 | 8          | 2          | 1          |          |          |           |          | 89         |
| <b>Production : agriculture, forestry and fishing, industry, mining and construction, trade and tourism</b> | <b>115</b> | <b>218</b> | <b>155</b> |          |          | <b>2</b>  | <b>0</b> | <b>254</b> |
| Agriculture, Forestry And Fishing                                                                           | <b>48</b>  | <b>117</b> | <b>147</b> |          |          |           |          | <b>222</b> |
| Agriculture                                                                                                 | 41         | 104        | 106        |          |          |           |          | 222        |
| Forestry                                                                                                    | 5          | 11         | 29         |          |          |           |          | 0          |
| Fishing                                                                                                     | 1          | 2          | 11         |          |          |           |          | 0          |
| Industry, Mining And Construction                                                                           | <b>38</b>  | <b>46</b>  | <b>2</b>   |          |          | <b>2</b>  | <b>0</b> | <b>23</b>  |
| Industry                                                                                                    | 37         | 45         | 2          |          |          |           | 0        | 22         |
| Mineral Resources And Mining                                                                                | 1          | 1          | 1          |          |          | 2         |          | 0          |
| Construction                                                                                                |            | 0          |            |          |          |           |          | 1          |
| Trade And Tourism                                                                                           | <b>30</b>  | <b>55</b>  | <b>6</b>   |          |          |           |          | <b>9</b>   |
| Trade Policy And Regulations And Trade-Related Adjustment                                                   | 28         | 51         | 5          |          |          |           |          | 8          |
| Tourism                                                                                                     | 1          | 4          | 2          |          |          |           |          | 1          |
| <b>Multisector/Crosscutting : environment, other</b>                                                        | <b>126</b> | <b>135</b> | <b>130</b> |          | <b>0</b> | <b>20</b> | <b>0</b> | <b>301</b> |
| General Environmental Protection                                                                            | <b>21</b>  | <b>41</b>  | <b>96</b>  |          |          | <b>2</b>  |          | <b>17</b>  |
| General Environmental Protection                                                                            | 21         | 41         | 96         |          |          | 2         |          | 17         |

|                                                                                                                              |             |             |            |           |            |            |           |            |             |           |
|------------------------------------------------------------------------------------------------------------------------------|-------------|-------------|------------|-----------|------------|------------|-----------|------------|-------------|-----------|
| Other Multisector                                                                                                            | 105         | 94          | 34         |           | 0          | 18         | 0         |            | 284         |           |
| Other Multisector                                                                                                            | 105         | 94          | 34         |           | 0          | 18         | 0         |            | 284         |           |
| <b>Budget support, food aid, food security</b>                                                                               | <b>76</b>   | <b>95</b>   | <b>124</b> |           |            | <b>0</b>   |           |            | <b>0</b>    |           |
| General Budget Support                                                                                                       | 75          | 85          | 3          |           |            |            |           |            | 0           |           |
| General Budget Support                                                                                                       | 75          | 85          | 3          |           |            |            |           |            | 0           |           |
| Developmental Food Aid/Food Security Assistance                                                                              | 0           | 10          | 121        |           |            | 0          |           |            |             |           |
| Developmental Food Aid/Food Security Assistance                                                                              | 0           | 10          | 121        |           |            | 0          |           |            |             |           |
| <b>Action relating to debt</b>                                                                                               |             |             |            |           |            |            |           |            |             |           |
| Action Relating To Debt                                                                                                      |             |             |            |           |            |            |           |            |             |           |
| Action Relating To Debt                                                                                                      |             |             |            |           |            |            |           |            |             |           |
| <b>Humanitarian aid : Emergency response, reconstruction relief and rehabilitation, disaster prevention and preparedness</b> | <b>120</b>  | <b>23</b>   | <b>4</b>   |           |            | <b>20</b>  |           |            | <b>34</b>   | <b>12</b> |
| Emergency Response                                                                                                           | 109         | 1           | 1          |           |            | 10         |           |            | 19          | 12        |
| Emergency Response                                                                                                           | 109         | 1           | 1          |           |            | 10         |           |            | 19          | 12        |
| Reconstruction Relief And Rehabilitation                                                                                     | 9           | 17          | 1          |           |            | 4          |           |            | 11          |           |
| Reconstruction Relief And Rehabilitation                                                                                     | 9           | 17          | 1          |           |            | 4          |           |            | 11          |           |
| Disaster Prevention And Preparedness                                                                                         | 2           | 5           | 2          |           |            | 6          |           |            | 4           | 3         |
| Disaster Prevention And Preparedness                                                                                         | 2           | 5           | 2          |           |            | 6          |           |            | 4           | 3         |
| <b>Other/Unallocated: admin. costs, unspecified</b>                                                                          | <b>58</b>   | <b>6</b>    | <b>48</b>  | <b>75</b> | <b>10</b>  | <b>7</b>   | <b>1</b>  | <b>10</b>  | <b>71</b>   | <b>1</b>  |
| Administrative Costs Of Donors                                                                                               | 48          | 0           | 2          | 75        | 10         | 6          | 1         | 10         | 38          | 1         |
| Administrative Costs Of Donors                                                                                               | 48          | 0           | 2          | 75        | 10         | 6          | 1         | 10         | 38          | 1         |
| Unallocated/ Unspecified                                                                                                     | 10          | 6           | 46         |           | 0          | 1          |           | 1          | 33          |           |
| Unallocated/ Unspecified                                                                                                     | 10          | 6           | 46         |           | 0          | 1          |           | 1          | 33          |           |
|                                                                                                                              | <b>1560</b> | <b>1226</b> | <b>896</b> | <b>75</b> | <b>142</b> | <b>233</b> | <b>53</b> | <b>277</b> | <b>1364</b> | <b>12</b> |



**Annex 7.13A Breakdown by country and instrument for 2015 - Commitments**

|   |     |         |
|---|-----|---------|
| C | ODA | Non-ODA |
|---|-----|---------|

|                      |   |   |
|----------------------|---|---|
| Budget EuropeAid     | Y | Y |
| EDF                  | Y | Y |
| Budget Non EuropeAid | Y | Y |

**Commitments**

| Country / Region                                                                      | ENI         | DCI_GEO     | DCI_THEMA  | DCI | EIDHR      | ICSP       | INSC      | CFSP       | IPA2        | HUMA        | EDF         | O        |
|---------------------------------------------------------------------------------------|-------------|-------------|------------|-----|------------|------------|-----------|------------|-------------|-------------|-------------|----------|
| <b>Part I: Developing Countries and Territories (Official Development Assistance)</b> | <b>2351</b> | <b>1473</b> | <b>925</b> |     | <b>163</b> | <b>233</b> | <b>60</b> | <b>260</b> | <b>1607</b> | <b>1389</b> | <b>4893</b> | <b>1</b> |
| <b>Bilateral</b>                                                                      | <b>2347</b> | <b>1473</b> | <b>885</b> |     | <b>163</b> | <b>233</b> | <b>60</b> | <b>260</b> | <b>1607</b> | <b>1389</b> | <b>4678</b> | <b>1</b> |
| <b>Europe</b>                                                                         | <b>413</b>  |             | <b>0</b>   |     | <b>0</b>   | <b>15</b>  | <b>36</b> | <b>104</b> | <b>1598</b> | <b>120</b>  |             |          |
| <b>Europe</b>                                                                         | <b>413</b>  |             | <b>0</b>   |     | <b>0</b>   | <b>15</b>  | <b>36</b> | <b>104</b> | <b>1598</b> | <b>120</b>  |             |          |
| Turkey                                                                                | 0           |             | 0          |     | 0          |            |           |            | 753         | 88          |             |          |
| Kosovo                                                                                |             |             |            |     |            | 3          |           | 80         | 83          | 0           |             |          |
| Serbia                                                                                |             |             |            |     |            |            |           |            | 216         | 1           |             |          |
| Bosnia-Herzegovina                                                                    |             |             |            |     | 0          |            |           | 9          | 43          | 0           |             |          |
| Montenegro                                                                            |             |             |            |     | 0          |            |           |            | 36          | 0           |             |          |
| The former Yugoslav Republic of Macedonia                                             | 0           |             | 0          |     |            |            |           |            | 74          | 1           |             |          |
| Albania                                                                               |             |             |            |     |            |            |           |            | 92          | 0           |             |          |
| Ukraine                                                                               | 160         |             | 0          |     | 0          | 3          | 35        | 14         |             | 30          |             |          |
| Belarus                                                                               | 15          |             | 0          |     |            |            | 1         |            |             |             |             |          |
| States Ex-Yugoslavia                                                                  |             |             |            |     |            |            |           |            | 3           |             |             |          |
| Europe, regional                                                                      | 149         |             | 0          |     |            | 9          |           |            | 297         |             |             |          |
| Moldova                                                                               | 90          |             |            |     | 0          |            |           |            |             |             |             |          |
| <b>Africa</b>                                                                         | <b>484</b>  | <b>129</b>  | <b>123</b> |     | <b>1</b>   | <b>103</b> | <b>2</b>  | <b>33</b>  |             | <b>587</b>  | <b>4344</b> | <b>1</b> |
| <b>Africa</b>                                                                         | <b>3</b>    | <b>101</b>  | <b>100</b> |     |            |            |           |            |             | <b>136</b>  | <b>1446</b> |          |
| Africa, regional                                                                      | 3           | 101         | 100        |     |            |            |           |            |             | 136         | 1446        |          |
| <b>Africa (North of Sahara)</b>                                                       | <b>481</b>  |             | <b>0</b>   |     |            | <b>17</b>  | <b>2</b>  |            |             | <b>47</b>   |             |          |
| Algeria                                                                               | 25          |             | 0          |     |            |            |           |            |             | 10          |             |          |
| Libya                                                                                 | 3           |             | 0          |     |            | 11         |           |            |             | 6           |             |          |
| Morocco                                                                               | 180         |             |            |     |            |            |           | 2          |             | 0           |             |          |

|                                  |     |           |           |          |           |  |           |                 |
|----------------------------------|-----|-----------|-----------|----------|-----------|--|-----------|-----------------|
| Tunisia                          | 187 |           |           |          | 4         |  |           | 0               |
| Egypt                            | 59  |           | 0         |          |           |  |           | 31              |
| North of Sahara, regional        | 27  |           |           |          | 3         |  |           |                 |
| <b>Africa (South of Sahara)</b>  |     | <b>28</b> | <b>23</b> | <b>1</b> | <b>86</b> |  | <b>33</b> | <b>404 2898</b> |
| South Africa                     |     | 28        |           |          |           |  |           |                 |
| Burundi                          |     |           |           | 0        | 4         |  |           | 9               |
| Cameroon                         |     |           |           |          | 4         |  |           | 20 7            |
| Cape Verde                       |     |           | 1         |          |           |  |           |                 |
| Central African Rep.             |     |           |           |          | 14        |  | 0         | 15 60           |
| Chad                             |     |           |           |          | 8         |  |           | 37 113          |
| Comoros                          |     |           |           |          |           |  |           | 8               |
| Congo                            |     |           |           |          |           |  |           | 9 3             |
| Democratic Republic of the Congo |     |           |           |          |           |  | 3         | 24 150          |
| Benin                            |     |           |           |          |           |  |           | 32              |
| Ethiopia                         |     |           |           |          |           |  |           | 24 285          |
| Gabon                            |     |           |           |          |           |  |           | 0 1             |
| Ghana                            |     |           |           |          |           |  |           | 59              |
| Guinea                           |     |           |           | 0        | 4         |  |           | 52              |
| Guinea-Bissau                    |     |           | 4         |          |           |  |           | 20              |
| Equatorial Guinea                |     |           |           |          |           |  |           | 0               |
| Ivory Coast                      |     |           |           |          |           |  |           | 6 112           |
| Kenya                            |     |           |           |          |           |  |           | 19 96           |
| Lesotho                          |     |           |           |          |           |  |           | 15              |
| Liberia                          |     |           |           |          |           |  |           | 147             |
| Madagascar                       |     |           | 8         |          |           |  |           | 3 15            |
| Malawi                           |     |           |           |          |           |  |           | 3 104           |
| Mali                             |     |           |           |          | 12        |  | 11        | 4 300           |
| Mauritania                       |     |           |           |          |           |  |           | 37              |
| Mozambique                       |     |           | 0         | 1        |           |  |           | 3 225           |
| Niger                            |     |           |           |          | 17        |  | 18        | 83              |

|                                              |  |            |           |  |          |          |  |           |           |
|----------------------------------------------|--|------------|-----------|--|----------|----------|--|-----------|-----------|
| Nigeria                                      |  |            |           |  | 9        |          |  |           | 14        |
| Zimbabwe                                     |  |            |           |  |          |          |  |           | 163       |
| Rwanda                                       |  |            |           |  |          |          |  | 9         | 27        |
| Sao Tome and Principe                        |  |            |           |  |          |          |  | 0         | 21        |
| Senegal                                      |  |            |           |  | 2        |          |  |           | 65        |
| Seychelles                                   |  |            |           |  |          |          |  |           | 2         |
| Eritrea                                      |  |            |           |  |          |          |  | 0         |           |
| Sierra Leone                                 |  |            |           |  |          |          |  |           | 131       |
| Somalia                                      |  |            |           |  | 7        |          |  | 41        | 106       |
| Djibouti                                     |  |            |           |  |          |          |  | 2         | 17        |
| Namibia                                      |  |            |           |  |          |          |  |           | 42        |
| Sudan                                        |  |            |           |  |          |          |  | 80        |           |
| South Sudan                                  |  |            |           |  |          |          |  | 80        |           |
| Swaziland                                    |  | 0          |           |  |          |          |  |           | 35        |
| Tanzania                                     |  |            |           |  | 0        |          |  | 9         | 51        |
| Togo                                         |  |            |           |  |          |          |  |           | 30        |
| Uganda                                       |  |            |           |  | 0        |          |  | 7         | 13        |
| Burkina Faso                                 |  |            |           |  | 0        | 6        |  |           | 120       |
| Zambia                                       |  |            |           |  |          |          |  |           | 37        |
| South of Sahara, regional                    |  | 10         |           |  |          |          |  |           | 101       |
| <b>America</b>                               |  | <b>310</b> | <b>16</b> |  | <b>0</b> | <b>6</b> |  | <b>54</b> | <b>78</b> |
| <b>America</b>                               |  | <b>62</b>  | <b>9</b>  |  |          |          |  |           |           |
| America, regional                            |  | 62         | 9         |  |          |          |  |           |           |
| <b>America (North &amp; Central America)</b> |  | <b>102</b> | <b>0</b>  |  | <b>0</b> | <b>1</b> |  | <b>29</b> | <b>78</b> |
| Cuba                                         |  | 8          |           |  |          |          |  |           |           |
| Dominican Republic                           |  |            |           |  |          | 0        |  |           | 32        |
| El Salvador                                  |  | 5          |           |  |          |          |  |           |           |
| Guatemala                                    |  | 5          |           |  |          |          |  | 2         |           |
| Haiti                                        |  |            |           |  | 0        |          |  |           | 9         |
| Honduras                                     |  | 30         |           |  |          |          |  | 2         |           |

|                                   |             |             |           |  |          |           |           |           |            |    |
|-----------------------------------|-------------|-------------|-----------|--|----------|-----------|-----------|-----------|------------|----|
| Belize                            |             |             |           |  |          |           |           |           |            | 1  |
| Jamaica                           |             |             |           |  |          |           |           |           |            | 24 |
| Nicaragua                         |             | 20          | 0         |  |          |           |           |           |            | 6  |
| St. Lucia                         |             |             |           |  |          |           |           |           |            | 7  |
| St. Vincent & Grenadines          |             |             |           |  |          |           |           |           |            |    |
| North & Central America, regional |             | 34          |           |  |          | 1         |           |           | 25         |    |
| <b>America (South America)</b>    |             | <b>146</b>  | <b>7</b>  |  |          | <b>5</b>  |           |           | <b>25</b>  |    |
| Bolivia                           |             | 20          |           |  |          |           |           |           |            |    |
| Brazil                            |             | 0           | 4         |  |          |           |           |           |            |    |
| Colombia                          |             | 67          |           |  |          | 5         |           |           |            |    |
| Paraguay                          |             | 2           |           |  |          |           |           |           |            |    |
| Peru                              |             | 43          |           |  |          |           |           |           |            |    |
| Suriname                          |             |             | 3         |  |          |           |           |           |            |    |
| South America, regional           |             | 13          |           |  |          |           |           |           | 25         |    |
| <b>Asia</b>                       | <b>1034</b> | <b>1035</b> | <b>29</b> |  | <b>0</b> | <b>83</b> | <b>12</b> | <b>77</b> | <b>536</b> |    |
| <b>Asia</b>                       | <b>2</b>    | <b>74</b>   | <b>5</b>  |  |          |           |           |           |            |    |
| Asia, regional                    | 2           | 74          | 5         |  |          |           |           |           |            |    |
| <b>Asia (Far East Asia)</b>       |             | <b>98</b>   | <b>10</b> |  |          | <b>6</b>  | <b>3</b>  |           | <b>8</b>   |    |
| Cambodia                          |             | 40          |           |  |          |           |           |           | 0          |    |
| China                             |             | 0           |           |  |          |           | 3         |           |            |    |
| Indonesia                         |             | 0           |           |  |          |           |           |           | 0          |    |
| Korea, Dem. Rep.                  |             |             |           |  |          |           |           |           | 0          |    |
| Laos                              |             | 45          |           |  |          |           |           |           | 0          |    |
| Malaysia                          |             |             |           |  |          |           |           |           |            |    |
| Mongolia                          |             | 3           |           |  |          |           |           |           | 0          |    |
| Philippines                       |             |             |           |  |          | 6         |           |           | 0          |    |
| Thailand                          |             | 10          |           |  |          | 1         |           |           | 8          |    |
| Viet Nam                          |             | 1           |           |  |          |           |           |           | 0          |    |
| Far East Asia, regional           |             |             | 10        |  |          |           |           |           |            |    |
| <b>Asia (Middle East Asia)</b>    | <b>887</b>  | <b>50</b>   | <b>2</b>  |  | <b>0</b> | <b>50</b> |           | <b>5</b>  | <b>426</b> |    |

|                                        |            |            |           |          |           |          |           |            |           |
|----------------------------------------|------------|------------|-----------|----------|-----------|----------|-----------|------------|-----------|
| Iran                                   |            |            |           |          |           |          |           |            | 16        |
| Iraq                                   |            | 50         |           |          |           | 15       |           |            | 107       |
| Jordan                                 | 100        |            |           |          |           | 10       |           |            | 70        |
| West Bank And Gaza Strip               | 325        |            |           |          | 0         | 8        |           |            | 25        |
| Lebanon                                | 43         |            | 0         |          | 0         | 10       |           |            | 68        |
| Syria                                  | 409        |            |           |          |           | 7        | 5         |            | 88        |
| Yemen                                  |            |            |           |          |           | 0        |           |            | 50        |
| Middle East, regional                  | 10         |            | 2         |          |           |          |           |            |           |
| <b>Asia (South &amp; Central Asia)</b> | <b>145</b> | <b>813</b> | <b>12</b> | <b>0</b> | <b>27</b> | <b>9</b> | <b>73</b> | <b>102</b> |           |
| Armenia                                | 30         |            | 0         | 0        |           | 1        |           |            |           |
| Azerbaijan                             | 15         |            |           |          |           |          |           |            |           |
| Georgia                                | 100        |            | 0         | 0        | 8         |          | 18        |            |           |
| Kyrgyz Republic                        |            | 50         |           |          |           |          |           |            |           |
| Tajikistan                             |            | 17         |           |          |           |          |           |            |           |
| Turkmenistan                           |            | 0          |           |          |           |          |           |            |           |
| Uzbekistan                             |            | 1          |           |          | 3         |          |           |            |           |
| Central Asia, regional                 | 0          | 73         | 0         |          |           | 8        |           |            |           |
| Afghanistan                            |            | 202        |           |          |           |          | 55        |            | 17        |
| Bhutan                                 |            |            |           |          |           |          |           |            | 2         |
| Myanmar                                |            | 70         | 0         | 0        |           |          |           |            | 15        |
| Sri Lanka                              |            | 38         |           | 0        | 1         |          |           |            | 2         |
| India                                  |            |            |           | 0        | 2         |          |           |            | 3         |
| Maldives                               |            |            |           |          |           |          |           |            | 0         |
| Nepal                                  |            | 127        |           |          | 7         |          |           |            | 17        |
| Pakistan                               |            | 124        | 4         |          | 7         |          |           |            | 33        |
| Bangladesh                             |            | 91         | 8         |          |           |          |           |            | 12        |
| South Asia, regional                   |            | 20         |           |          |           |          |           |            | 0         |
| <b>Oceania</b>                         |            |            | <b>3</b>  |          |           |          |           | <b>3</b>   | <b>48</b> |
| <b>Oceania</b>                         |            |            | <b>3</b>  |          |           |          |           | <b>3</b>   | <b>48</b> |
| Fiji                                   |            |            |           |          |           |          |           | 0          | 8         |

|  |                                                                                      |            |          |            |  |            |           |           |           |           |           |            |
|--|--------------------------------------------------------------------------------------|------------|----------|------------|--|------------|-----------|-----------|-----------|-----------|-----------|------------|
|  | Vanuatu                                                                              |            |          |            |  |            |           |           |           |           | 3         | 3          |
|  | Papua New Guinea                                                                     |            |          |            |  |            |           |           |           |           | 1         |            |
|  | Solomon Islands                                                                      |            |          |            |  |            |           |           |           |           |           | 10         |
|  | Tonga                                                                                |            |          |            |  |            |           |           |           |           |           | 10         |
|  | Samoa                                                                                |            |          | 3          |  |            |           |           |           |           |           | 17         |
|  | <b>Developing countries, unspecified</b>                                             | <b>415</b> |          | <b>714</b> |  | <b>162</b> | <b>26</b> | <b>10</b> | <b>45</b> | <b>10</b> | <b>90</b> | <b>208</b> |
|  | <b>Developing countries, unspecified</b>                                             | <b>415</b> |          | <b>714</b> |  | <b>162</b> | <b>26</b> | <b>10</b> | <b>45</b> | <b>10</b> | <b>90</b> | <b>208</b> |
|  | Developing countries, unspecified                                                    | 415        |          | 714        |  | 162        | 26        | 10        | 45        | 10        | 90        | 208        |
|  | <b>Multilateral</b>                                                                  |            |          | <b>40</b>  |  |            |           |           |           |           |           | <b>215</b> |
|  | <b>Global Fund to Fight AIDS, Tuberculosis and Malaria</b>                           |            |          | <b>40</b>  |  |            |           |           |           |           |           | <b>215</b> |
|  | <b>Global Fund to Fight AIDS, Tuberculosis and Malaria</b>                           |            |          | <b>40</b>  |  |            |           |           |           |           |           | <b>215</b> |
|  | Global Fund to Fight AIDS, Tuberculosis and Malaria                                  |            |          | 40         |  |            |           |           |           |           |           | 215        |
|  | <b>Other</b>                                                                         |            |          |            |  |            |           |           |           |           |           |            |
|  | <b>Other</b>                                                                         |            |          |            |  |            |           |           |           |           |           |            |
|  | Other                                                                                |            |          |            |  |            |           |           |           |           |           |            |
|  | <b>United Nations</b>                                                                |            |          |            |  |            |           |           |           |           |           |            |
|  | <b>United Nations</b>                                                                |            |          |            |  |            |           |           |           |           |           |            |
|  | FAO                                                                                  |            |          |            |  |            |           |           |           |           |           |            |
|  | UNCTAD                                                                               |            |          |            |  |            |           |           |           |           |           |            |
|  | UNFCCC                                                                               |            |          |            |  |            |           |           |           |           |           |            |
|  | <b>Bilateral, core contributions to NGOs, PPPs</b>                                   | <b>4</b>   |          |            |  |            |           |           |           |           |           |            |
|  | <b>Bilateral, core contributions to NGOs, PPPs</b>                                   | <b>4</b>   |          |            |  |            |           |           |           |           |           |            |
|  | <b>Bilateral, core contributions to NGOs, PPPs</b>                                   | <b>4</b>   |          |            |  |            |           |           |           |           |           |            |
|  | Bilateral, core contributions to NGOs, PPPs                                          | 4          |          |            |  |            |           |           |           |           |           |            |
|  | <b>Part II: Countries and Territories in Transition (NON-ODA eligible countries)</b> | <b>3</b>   | <b>0</b> | <b>0</b>   |  | <b>0</b>   |           |           | <b>7</b>  | <b>23</b> |           | <b>2</b>   |
|  | <b>Bilateral</b>                                                                     | <b>3</b>   | <b>0</b> | <b>0</b>   |  | <b>0</b>   |           |           | <b>7</b>  | <b>23</b> |           | <b>2</b>   |
|  | <b>Europe</b>                                                                        |            |          | <b>0</b>   |  | <b>0</b>   |           |           |           | <b>2</b>  |           | <b>0</b>   |
|  | <b>Europe</b>                                                                        |            |          | <b>0</b>   |  | <b>0</b>   |           |           |           | <b>2</b>  |           | <b>0</b>   |
|  | Greenland                                                                            |            |          |            |  |            |           |           |           |           |           |            |



**TOTAL COMMITTED AMOUNT**

**2432**

**1473**

**939**

**78**

**174**

**334**

**61**

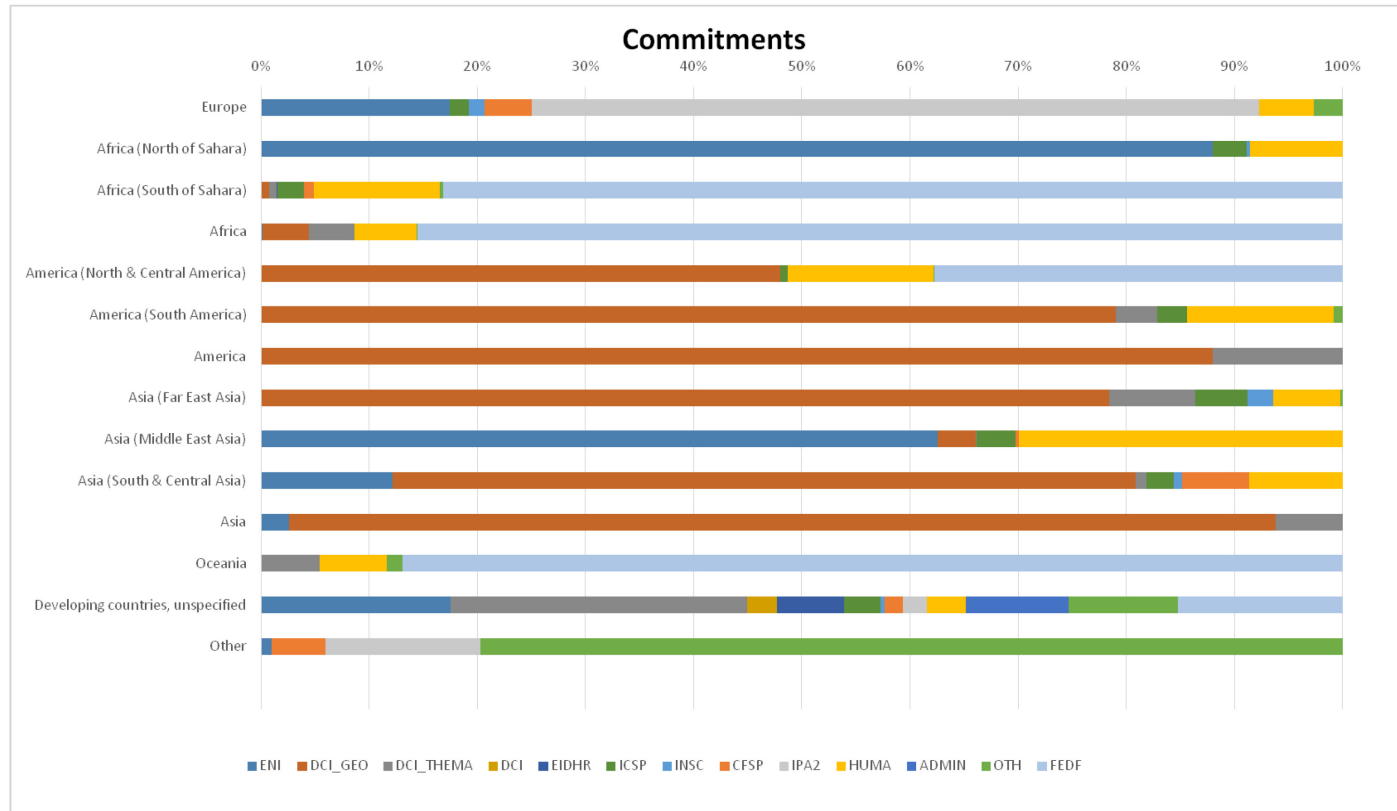
**267**

**1694**

**1401**

**5474**

**7**



### Annex 7.13B Breakdown by country and instrument for 2015 - Disbursements

| D                    | ODA | Non-ODA |
|----------------------|-----|---------|
| Budget EuropeAid     | Y   | Y       |
| EDF                  | Y   | Y       |
| Budget Non EuropeAid | Y   | Y       |

#### Disbursements

| Country / Region                                                                      | ENI         | DCI_GEO     | DCI_THEMA  | DCI | EIDHR      | ICSP       | INSC      | CFSP       | IPA2        | HUMA        | EDF         | OTH        | Total       |
|---------------------------------------------------------------------------------------|-------------|-------------|------------|-----|------------|------------|-----------|------------|-------------|-------------|-------------|------------|-------------|
| <b>Part I: Developing Countries and Territories (Official Development Assistance)</b> | <b>1513</b> | <b>1226</b> | <b>894</b> |     | <b>132</b> | <b>226</b> | <b>51</b> | <b>276</b> | <b>1326</b> | <b>1236</b> | <b>2900</b> | <b>123</b> | <b>9905</b> |
| <b>Bilateral</b>                                                                      | <b>1510</b> | <b>1226</b> | <b>788</b> |     | <b>129</b> | <b>223</b> | <b>51</b> | <b>276</b> | <b>1326</b> | <b>1236</b> | <b>2900</b> | <b>121</b> | <b>9786</b> |
| <b>Europe</b>                                                                         | <b>228</b>  | <b>0</b>    | <b>67</b>  |     | <b>13</b>  | <b>26</b>  | <b>23</b> | <b>125</b> | <b>1307</b> | <b>51</b>   | <b>1</b>    | <b>6</b>   | <b>1848</b> |
| <b>Europe</b>                                                                         | <b>228</b>  | <b>0</b>    | <b>67</b>  |     | <b>13</b>  | <b>26</b>  | <b>23</b> | <b>125</b> | <b>1307</b> | <b>51</b>   | <b>1</b>    | <b>6</b>   | <b>1848</b> |
| Turkey                                                                                | 1           |             | 0          |     | 1          | 9          |           |            | 735         | 23          |             | 0          | 770         |
| Kosovo                                                                                |             |             |            |     | 1          |            |           | 107        | 68          |             |             |            | 177         |
| Serbia                                                                                |             |             |            |     | 0          |            |           |            | 125         | 3           |             | 0          | 129         |
| Bosnia-Herzegovina                                                                    |             |             |            |     | 1          | 2          |           | 8          | 85          | 0           |             | 1          | 96          |
| Montenegro                                                                            |             |             |            |     | 0          |            |           |            | 24          |             |             |            | 24          |
| The former Yugoslav Republic of Macedonia                                             | 0           |             | 0          |     | 0          |            |           |            | 52          | 1           |             | 0          | 53          |
| Albania                                                                               |             |             |            |     | 0          |            |           |            | 87          |             |             | 0          | 87          |
| Ukraine                                                                               | 68          |             | 2          |     | 1          | 6          | 20        | 9          |             | 24          |             | 0          | 131         |
| Belarus                                                                               | 17          |             | 2          |     | 2          | 1          | 1         |            |             | 0           |             |            | 23          |
| States Ex-Yugoslavia                                                                  |             |             |            |     |            |            |           |            | 1           |             |             |            | 1           |
| Europe, regional                                                                      | 100         | 0           | 61         |     | 6          | 8          | 3         | 0          | 130         |             | 1           | 5          | 314         |
| Moldova                                                                               | 42          |             | 2          |     | 1          |            |           |            |             |             |             |            | 45          |
| <b>Africa</b>                                                                         | <b>473</b>  | <b>221</b>  | <b>293</b> |     | <b>43</b>  | <b>102</b> | <b>0</b>  | <b>27</b>  |             | <b>529</b>  | <b>2594</b> | <b>12</b>  | <b>4293</b> |
| <b>Africa</b>                                                                         | <b>3</b>    | <b>18</b>   | <b>40</b>  |     | <b>2</b>   | <b>9</b>   |           |            |             | <b>0</b>    | <b>209</b>  | <b>1</b>   | <b>282</b>  |
| Africa, regional                                                                      | 3           | 18          | 40         |     | 2          | 9          |           |            |             | 0           | 209         | 1          | 282         |
| <b>Africa (North of Sahara)</b>                                                       | <b>470</b>  |             | <b>10</b>  |     | <b>4</b>   | <b>9</b>   | <b>0</b>  |            |             | <b>15</b>   |             |            | <b>507</b>  |
| Algeria                                                                               | 33          |             | 1          |     | 1          |            |           |            |             | 9           |             |            | 44          |

|                                  |     |            |            |  |           |           |   |           |   |            |             |           |             |
|----------------------------------|-----|------------|------------|--|-----------|-----------|---|-----------|---|------------|-------------|-----------|-------------|
| Libya                            | 6   |            | 3          |  | 0         | 8         |   |           | 5 |            |             | 23        |             |
| Morocco                          | 152 |            | 1          |  | 1         |           | 0 |           |   |            |             | 154       |             |
| Tunisia                          | 154 |            | 1          |  | 1         | 0         |   |           |   |            |             | 157       |             |
| Egypt                            | 68  |            | 2          |  | 1         | 0         |   |           |   |            |             | 71        |             |
| North of Sahara, regional        | 56  |            | 1          |  | 0         | 0         |   |           |   |            |             | 58        |             |
| <b>Africa (South of Sahara)</b>  |     | <b>203</b> | <b>244</b> |  | <b>37</b> | <b>84</b> |   | <b>27</b> |   | <b>515</b> | <b>2384</b> | <b>11</b> | <b>3504</b> |
| South Africa                     |     | 138        | 1          |  | 1         |           |   |           |   |            |             | 0         | 141         |
| Angola                           |     |            | 4          |  | 1         |           |   |           |   | 20         |             |           | 24          |
| Botswana                         |     |            |            |  | 0         |           |   |           |   | 9          |             |           | 9           |
| Burundi                          |     |            | 6          |  | 2         | 0         |   |           | 5 | 30         | 1           |           | 44          |
| Cameroon                         |     | 2          | 8          |  | 0         | 5         |   |           | 7 | 23         |             |           | 45          |
| Cape Verde                       |     |            | 3          |  | 0         |           |   |           |   | 8          |             |           | 12          |
| Central African Rep.             |     |            | 10         |  | 0         | 21        |   | 0         |   | 25         | 55          |           | 111         |
| Chad                             |     |            | 10         |  | 1         | 7         |   |           |   | 36         | 109         | 0         | 163         |
| Comoros                          |     |            | 0          |  | 1         |           |   |           |   | 0          | 9           |           | 10          |
| Congo                            |     | 0          | 4          |  |           |           |   |           |   | 16         |             |           | 20          |
| Democratic Republic of the Congo |     |            | 26         |  | 2         | 3         |   | 4         |   | 57         | 90          | 2         | 184         |
| Benin                            |     |            | 1          |  | 1         |           |   |           |   | 2          | 32          |           | 36          |
| Ethiopia                         |     |            | 5          |  | 0         | 0         |   |           |   | 28         | 110         | 1         | 144         |
| Gabon                            |     |            | 1          |  | 0         |           |   |           |   | 6          |             |           | 7           |
| Gambia                           |     |            | 2          |  |           |           |   |           |   | 0          | 6           |           | 8           |
| Ghana                            |     | 0          | 2          |  | 1         |           |   |           |   | 0          | 187         |           | 191         |
| Guinea                           |     |            | 2          |  | 2         | 5         |   |           |   | 7          | 66          | 0         | 83          |
| Guinea-Bissau                    |     |            | 5          |  | 1         |           |   |           |   | 0          | 20          |           | 26          |
| Ivory Coast                      |     | 10         | 3          |  | 1         | 2         |   |           |   | 5          | 44          |           | 64          |
| Kenya                            |     | 1          | 18         |  | 2         | 2         |   |           |   | 19         | 66          | 1         | 109         |
| Lesotho                          |     |            | 0          |  | 0         |           |   |           |   |            | 10          | 0         | 10          |
| Liberia                          |     |            | 2          |  | 0         |           |   |           |   | 5          | 44          | 0         | 51          |
| Madagascar                       |     | 3          | 4          |  | 1         | 1         |   |           |   | 1          | 66          |           | 76          |
| Malawi                           |     | 1          | 5          |  | 1         |           |   |           |   | 4          | 53          |           | 64          |

|                                              |    |            |           |           |           |          |           |            |           |            |
|----------------------------------------------|----|------------|-----------|-----------|-----------|----------|-----------|------------|-----------|------------|
| Mali                                         |    | 3          | 0         | 0         | 10        | 37       | 94        | 144        |           |            |
| Mauritania                                   |    | 3          | 0         |           |           | 9        | 31        | 43         |           |            |
| Mauritius                                    | 24 | 1          |           |           |           |          | 2         | 27         |           |            |
| Mozambique                                   | 1  | 8          | 1         |           |           | 2        | 64        | 76         |           |            |
| Niger                                        |    | 4          | 0         | 10        | 13        | 35       | 156       | 218        |           |            |
| Nigeria                                      |    | 0          | 2         | 3         |           | 11       | 76        | 92         |           |            |
| Zimbabwe                                     | 2  | 5          | 1         | 0         |           | 0        | 65        | 73         |           |            |
| Rwanda                                       |    | 1          | 0         |           |           | 0        | 14        | 16         |           |            |
| Sao Tome and Principe                        |    | 1          |           |           |           |          | 5         | 5          |           |            |
| Senegal                                      |    | 6          | 0         | 0         |           | 4        | 35        | 46         |           |            |
| Seychelles                                   |    | 0          |           |           |           |          | 0         | 0          |           |            |
| Eritrea                                      |    | 0          | 1         |           |           |          | 11        | 12         |           |            |
| Sierra Leone                                 |    | 5          | 0         | 1         |           | 9        | 48        | 67         |           |            |
| Somalia                                      |    | 5          | 0         | 4         |           | 36       | 111       | 156        |           |            |
| Djibouti                                     |    | 5          | 0         |           |           | 2        | 4         | 10         |           |            |
| Namibia                                      | 0  | 1          | 0         |           |           |          | 18        | 20         |           |            |
| St. Helena                                   |    |            |           |           |           |          | 0         | 0          |           |            |
| Sudan                                        |    | 8          | 0         | 5         |           | 27       | 18        | 58         |           |            |
| South Sudan                                  |    | 3          | 0         | 3         |           | 95       | 21        | 123        |           |            |
| Swaziland                                    | 17 | 1          | 1         |           |           |          | 13        | 33         |           |            |
| Tanzania                                     | 2  | 8          | 3         | 1         |           | 8        | 86        | 108        |           |            |
| Togo                                         |    | 1          | 0         | 1         |           |          | 20        | 22         |           |            |
| Uganda                                       |    | 7          | 3         |           |           | 9        | 70        | 88         |           |            |
| Burkina Faso                                 |    | 8          | 2         |           |           | 28       | 137       | 174        |           |            |
| Zambia                                       |    | 3          | 0         |           |           |          | 57        | 60         |           |            |
| South of Sahara, regional                    | 0  | 37         | 1         | 10        |           |          | 149       | 201        |           |            |
| <b>America</b>                               |    | <b>305</b> | <b>85</b> | <b>20</b> | <b>12</b> | <b>2</b> | <b>54</b> | <b>167</b> | <b>10</b> | <b>655</b> |
| <b>America</b>                               |    | <b>8</b>   | <b>3</b>  | <b>1</b>  | <b>0</b>  |          |           |            | <b>2</b>  | <b>13</b>  |
| America, regional                            |    | 8          | 3         | 1         | 0         |          |           |            | 2         | 13         |
| <b>America (North &amp; Central America)</b> |    | <b>157</b> | <b>42</b> | <b>11</b> | <b>7</b>  | <b>1</b> | <b>29</b> | <b>165</b> | <b>0</b>  | <b>412</b> |

|                                   |            |           |          |          |          |  |  |           |          |          |            |
|-----------------------------------|------------|-----------|----------|----------|----------|--|--|-----------|----------|----------|------------|
| Costa Rica                        | 10         |           |          | 0        |          |  |  |           |          |          | 10         |
| Cuba                              | 7          | 5         |          |          |          |  |  | 2         |          |          | 13         |
| Dominican Republic                | 3          | 1         | 1        | 0        |          |  |  | 3         | 23       |          | 31         |
| El Salvador                       | 10         | 3         | 1        | 1        |          |  |  | 0         |          |          | 15         |
| Guatemala                         | 14         | 3         | 1        |          |          |  |  | 3         |          |          | 22         |
| Haiti                             |            | 10        | 4        | 4        |          |  |  | 17        | 89       | 0        | 124        |
| Honduras                          | 39         | 2         | 1        |          |          |  |  | 0         |          |          | 42         |
| Belize                            | 7          |           | 0        |          |          |  |  |           | 3        |          | 10         |
| Jamaica                           | 12         |           | 1        |          |          |  |  | 0         | 14       |          | 27         |
| Mexico                            | 6          | 1         | 1        |          | 1        |  |  | 0         |          | 0        | 10         |
| Nicaragua                         | 33         | 6         | 1        | 0        |          |  |  | 0         |          |          | 40         |
| Panama                            | 3          |           |          |          |          |  |  |           |          |          | 3          |
| Antigua And Barbuda               |            |           |          |          |          |  |  | 0         | 0        |          | 0          |
| Dominica                          | 1          |           |          |          |          |  |  | 0         | 1        |          | 2          |
| West Indies, regional             | 0          | 3         | 0        |          |          |  |  |           | 25       |          | 29         |
| Grenada                           |            |           |          |          |          |  |  | 0         | 0        |          | 0          |
| St. Lucia                         | 1          |           |          |          |          |  |  | 0         | 3        |          | 5          |
| St. Vincent & Grenadines          | 1          |           |          |          |          |  |  | 2         | 5        |          | 8          |
| Montserrat                        |            |           |          |          |          |  |  |           | 0        |          | 0          |
| North & Central America, regional | 11         | 7         |          |          | 2        |  |  |           | 2        | 0        | 22         |
| <b>America (South America)</b>    | <b>140</b> | <b>41</b> | <b>8</b> | <b>5</b> | <b>2</b> |  |  | <b>25</b> | <b>2</b> | <b>8</b> | <b>230</b> |
| Argentina                         | 5          | 1         | 1        |          |          |  |  | 1         |          |          | 8          |
| Bolivia                           | 36         | 4         | 0        | 0        |          |  |  | 5         |          | 0        | 46         |
| Brazil                            | 2          | 11        | 1        | 0        | 2        |  |  |           |          | 1        | 18         |
| Chile                             |            | 2         | 0        |          |          |  |  | 0         |          | 4        | 6          |
| Colombia                          | 32         | 4         | 2        | 3        |          |  |  | 11        |          | 1        | 53         |
| Ecuador                           | 10         | 3         | 0        |          |          |  |  | 3         |          |          | 16         |
| Guyana                            |            | 0         | 0        |          |          |  |  |           | 0        |          | 1          |
| Paraguay                          | 16         | 0         | 0        |          |          |  |  | 2         |          | 0        | 19         |
| Peru                              | 18         | 3         | 2        | 0        |          |  |  | 2         |          |          | 25         |

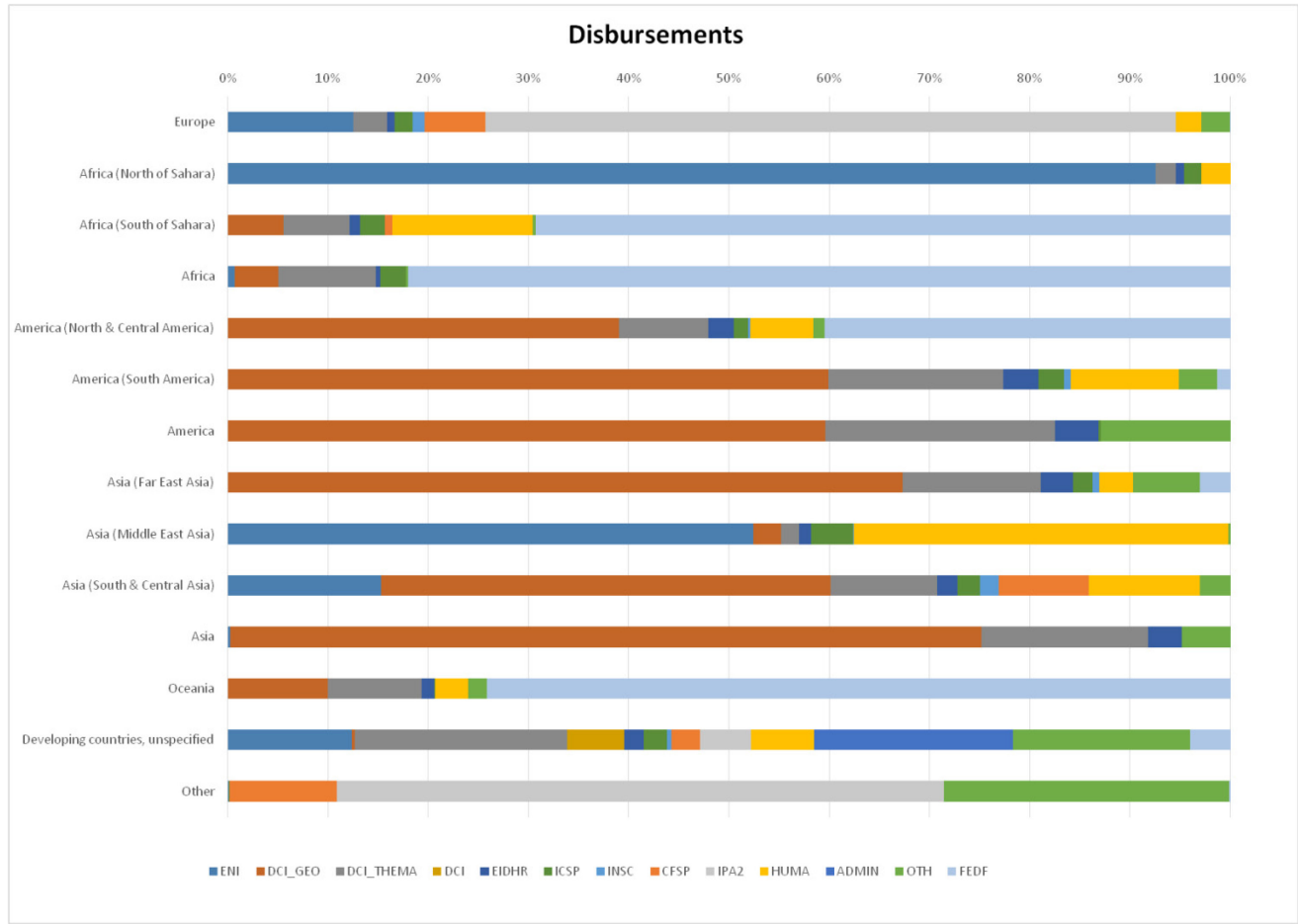
|                                        |            |            |            |  |           |           |           |           |  |            |          |           |             |
|----------------------------------------|------------|------------|------------|--|-----------|-----------|-----------|-----------|--|------------|----------|-----------|-------------|
| Suriname                               |            |            |            |  | 0         |           |           |           |  | 0          | 2        |           | 2           |
| Uruguay                                |            | 4          | 1          |  | 0         |           |           |           |  |            |          |           | 5           |
| Venezuela                              |            | 0          | 1          |  | 0         |           |           |           |  | 1          |          |           | 2           |
| South America, regional                |            | 16         | 11         |  | 1         | 0         |           |           |  |            |          | 1         | 29          |
| <b>Asia</b>                            | <b>717</b> | <b>686</b> | <b>168</b> |  | <b>40</b> | <b>67</b> | <b>21</b> | <b>86</b> |  | <b>524</b> | <b>9</b> | <b>29</b> | <b>2347</b> |
| <b>Asia</b>                            | <b>0</b>   | <b>27</b>  | <b>6</b>   |  | <b>1</b>  |           |           |           |  |            |          | <b>1</b>  | <b>36</b>   |
| Asia, regional                         | 0          | 27         | 6          |  | 1         |           |           |           |  |            |          | 1         | 36          |
| <b>Asia (Far East Asia)</b>            |            | <b>199</b> | <b>41</b>  |  | <b>9</b>  | <b>6</b>  | <b>2</b>  |           |  | <b>10</b>  | <b>9</b> | <b>2</b>  | <b>278</b>  |
| Cambodia                               |            | 31         | 8          |  | 2         |           |           |           |  | 1          |          | 0         | 41          |
| China                                  |            | 22         | 4          |  | 2         |           | 1         |           |  |            |          | 2         | 30          |
| Indonesia                              |            | 42         | 2          |  | 1         |           |           |           |  |            | 0        |           | 45          |
| Korea, Dem. Rep.                       |            |            | 8          |  | 0         |           |           |           |  |            |          |           | 8           |
| Laos                                   |            | 6          | 3          |  | 1         | 0         |           |           |  |            |          | 0         | 10          |
| Malaysia                               |            | 1          |            |  | 0         |           |           |           |  |            |          | 0         | 2           |
| Mongolia                               |            | 5          | 1          |  | 0         |           | 0         |           |  |            |          |           | 6           |
| Philippines                            |            | 34         | 5          |  | 1         | 4         |           |           |  | 7          |          | 0         | 52          |
| Thailand                               |            | 6          | 2          |  | 1         | 0         |           |           |  | 3          |          | 0         | 12          |
| Timor-Leste                            |            |            | 2          |  |           |           |           |           |  |            | 9        |           | 11          |
| Viet Nam                               |            | 43         | 3          |  | 1         |           | 1         |           |  | 0          |          |           | 48          |
| Far East Asia, regional                |            | 10         | 4          |  | 1         | 1         |           |           |  |            |          |           | 16          |
| <b>Asia (Middle East Asia)</b>         | <b>571</b> | <b>31</b>  | <b>19</b>  |  | <b>9</b>  | <b>43</b> | <b>1</b>  |           |  | <b>408</b> |          | <b>1</b>  | <b>1082</b> |
| Iran                                   |            |            | 1          |  | 0         | 0         |           |           |  | 1          |          |           | 2           |
| Iraq                                   |            | 15         |            |  | 1         | 3         | 0         |           |  | 83         |          |           | 102         |
| Jordan                                 | 102        |            | 1          |  | 1         |           | 0         |           |  | 53         |          | 0         | 157         |
| West Bank And Gaza Strip               | 321        |            | 9          |  | 1         | 15        |           |           |  | 24         |          |           | 370         |
| Lebanon                                | 70         |            | 1          |  | 1         | 12        |           |           |  | 65         |          | 0         | 150         |
| Syria                                  | 35         | 0          |            |  | 2         | 10        |           |           |  | 153        |          |           | 200         |
| Yemen                                  |            | 14         | 2          |  | 1         | 1         |           |           |  | 30         |          | 0         | 48          |
| Middle East, regional                  | 43         | 1          | 5          |  | 3         | 1         |           |           |  |            |          | 0         | 53          |
| <b>Asia (South &amp; Central Asia)</b> | <b>146</b> | <b>429</b> | <b>102</b> |  | <b>20</b> | <b>19</b> | <b>18</b> | <b>86</b> |  | <b>106</b> |          | <b>25</b> | <b>950</b>  |

|                                |    |           |           |   |          |          |    |  |          |           |          |            |
|--------------------------------|----|-----------|-----------|---|----------|----------|----|--|----------|-----------|----------|------------|
| Armenia                        | 47 |           | 1         | 1 |          | 4        |    |  |          |           | 53       |            |
| Azerbaijan                     | 23 | 0         | 0         | 0 |          |          |    |  |          |           | 24       |            |
| Georgia                        | 74 |           | 1         | 1 | 3        | 0        | 26 |  | 0        | 13        | 118      |            |
| Kazakhstan                     |    | 11        | 0         | 1 |          |          |    |  | 0        |           | 13       |            |
| Kyrgyz Republic                |    | 16        | 1         | 1 | 2        | 1        |    |  | 0        | 10        | 30       |            |
| Tajikistan                     |    | 24        | 1         | 0 | 0        |          |    |  |          |           | 26       |            |
| Turkmenistan                   |    | 4         | 0         | 0 |          |          |    |  |          |           | 4        |            |
| Uzbekistan                     |    | 8         |           | 0 | 2        | 0        |    |  | 0        |           | 11       |            |
| Central Asia, regional         | 2  | 20        | 1         | 1 | 4        | 13       |    |  |          | 0         | 41       |            |
| Afghanistan                    |    | 78        | 6         | 3 | 1        |          | 60 |  | 25       |           | 173      |            |
| Bhutan                         |    | 0         | 1         |   |          |          |    |  | 0        |           | 2        |            |
| Myanmar                        |    | 50        | 35        | 4 | 3        |          |    |  | 15       |           | 108      |            |
| Sri Lanka                      |    | 26        | 2         | 2 | 1        |          |    |  | 1        |           | 32       |            |
| India                          |    | 57        | 7         | 2 | 1        |          |    |  | 4        | 1         | 72       |            |
| Maldives                       |    | 1         |           | 0 |          |          |    |  |          |           | 1        |            |
| Nepal                          |    | 22        | 6         | 1 | 0        |          |    |  | 14       |           | 43       |            |
| Pakistan                       |    | 67        | 12        | 0 | 1        |          |    |  | 30       | 0         | 110      |            |
| Bangladesh                     |    | 35        | 20        | 1 | 0        |          |    |  | 16       | 0         | 72       |            |
| South Asia, regional           |    | 6         | 3         | 0 | 1        | 0        |    |  |          |           | 10       |            |
| South & Central Asia, regional | 1  | 4         | 2         |   | 0        |          |    |  |          | 0         | 7        |            |
| <b>Oceania</b>                 |    | <b>11</b> | <b>10</b> |   | <b>1</b> | <b>0</b> |    |  | <b>3</b> | <b>76</b> | <b>0</b> | <b>101</b> |
| <b>Oceania</b>                 |    | <b>11</b> | <b>10</b> |   | <b>1</b> | <b>0</b> |    |  | <b>3</b> | <b>76</b> | <b>0</b> | <b>101</b> |
| Cook Islands                   |    |           |           |   |          |          |    |  | 0        | 3         |          | 3          |
| Fiji                           |    | 11        | 1         |   | 0        |          |    |  | 1        | 5         |          | 17         |
| Kiribati                       |    |           |           |   | 0        |          |    |  |          | 3         |          | 3          |
| Nauru                          |    |           |           |   |          |          |    |  |          | 0         |          | 0          |
| Vanuatu                        |    |           | 1         |   |          |          |    |  | 2        | 6         |          | 9          |
| Niue                           |    |           |           |   |          |          |    |  |          | 0         |          | 0          |
| Micronesia, Fed. States        |    |           |           |   |          |          |    |  |          | 0         |          | 0          |
| Papua New Guinea               |    |           | 2         |   | 0        |          |    |  | 0        | 17        |          | 20         |

|                                                                                      |           |           |            |  |           |           |          |           |            |           |           |           |            |
|--------------------------------------------------------------------------------------|-----------|-----------|------------|--|-----------|-----------|----------|-----------|------------|-----------|-----------|-----------|------------|
| Solomon Islands                                                                      |           |           | 1          |  | 0         | 0         |          |           |            |           | 3         |           | 5          |
| Tonga                                                                                |           |           | 0          |  |           |           |          |           |            |           | 4         |           | 4          |
| Tuvalu                                                                               |           |           |            |  |           |           |          |           |            |           | 0         |           | 0          |
| Wallis & Futuna                                                                      |           |           |            |  |           |           |          |           |            |           | 0         |           | 0          |
| Samoa                                                                                |           |           | 1          |  |           |           |          |           |            |           | 11        |           | 12         |
| Oceania, regional                                                                    |           |           | 3          |  | 0         |           |          |           |            |           | 24        | 0         | 28         |
| <b>Developing countries, unspecified</b>                                             | <b>92</b> | <b>3</b>  | <b>165</b> |  | <b>12</b> | <b>16</b> | <b>5</b> | <b>38</b> | <b>19</b>  | <b>74</b> | <b>53</b> | <b>65</b> | <b>542</b> |
| <b>Developing countries, unspecified</b>                                             | <b>92</b> | <b>3</b>  | <b>165</b> |  | <b>12</b> | <b>16</b> | <b>5</b> | <b>38</b> | <b>19</b>  | <b>74</b> | <b>53</b> | <b>65</b> | <b>542</b> |
| Developing countries, unspecified                                                    | 92        | 3         | 165        |  | 12        | 16        | 5        | 38        | 19         | 74        | 53        | 65        | 542        |
| <b>Multilateral</b>                                                                  | <b>2</b>  | <b>0</b>  | <b>104</b> |  | <b>3</b>  |           |          |           |            |           |           | <b>2</b>  | <b>111</b> |
| <b>Global Fund to Fight AIDS, Tuberculosis and Malaria</b>                           |           |           | <b>102</b> |  |           |           |          |           |            |           |           |           | <b>102</b> |
| <b>Global Fund to Fight AIDS, Tuberculosis and Malaria</b>                           |           |           | <b>102</b> |  |           |           |          |           |            |           |           |           | <b>102</b> |
| Global Fund to Fight AIDS, Tuberculosis and Malaria                                  |           |           | 102        |  |           |           |          |           |            |           |           |           | 102        |
| <b>Other</b>                                                                         | <b>2</b>  | <b>0</b>  |            |  |           |           |          |           |            |           |           | <b>1</b>  | <b>4</b>   |
| <b>Other</b>                                                                         | <b>2</b>  | <b>0</b>  |            |  |           |           |          |           |            |           |           | <b>1</b>  | <b>4</b>   |
| Other                                                                                | 2         | 0         |            |  |           |           |          |           |            |           |           | 1         | 4          |
| <b>United Nations</b>                                                                |           |           | <b>2</b>   |  | <b>3</b>  |           |          |           |            |           |           | <b>1</b>  | <b>5</b>   |
| <b>United Nations</b>                                                                |           |           | <b>2</b>   |  | <b>3</b>  |           |          |           |            |           |           | <b>1</b>  | <b>5</b>   |
| FAO                                                                                  |           |           |            |  |           |           |          |           |            |           |           | 0         | 0          |
| OHCHR                                                                                |           |           |            |  | 3         |           |          |           |            |           |           |           | 3          |
| UNFCCC                                                                               |           |           | 2          |  |           |           |          |           |            |           |           | 0         | 2          |
| <b>Bilateral, core contributions to NGOs, PPPs</b>                                   | <b>1</b>  |           | <b>3</b>   |  |           | <b>4</b>  |          |           |            |           |           |           | <b>7</b>   |
| <b>Bilateral, core contributions to NGOs, PPPs</b>                                   | <b>1</b>  |           | <b>3</b>   |  |           | <b>4</b>  |          |           |            |           |           |           | <b>7</b>   |
| <b>Bilateral, core contributions to NGOs, PPPs</b>                                   | <b>1</b>  |           | <b>3</b>   |  |           | <b>4</b>  |          |           |            |           |           |           | <b>7</b>   |
| Bilateral, core contributions to NGOs, PPPs                                          | 1         |           | 3          |  |           | 4         |          |           |            |           |           |           | 7          |
| <b>Part II: Countries and Territories in Transition (NON-ODA eligible countries)</b> | <b>15</b> | <b>24</b> | <b>2</b>   |  | <b>6</b>  | <b>0</b>  | <b>1</b> | <b>6</b>  | <b>140</b> | <b>6</b>  | <b>23</b> | <b>72</b> | <b>297</b> |
| <b>Bilateral</b>                                                                     | <b>15</b> | <b>24</b> | <b>2</b>   |  | <b>6</b>  | <b>0</b>  | <b>1</b> | <b>6</b>  | <b>140</b> | <b>6</b>  | <b>23</b> | <b>72</b> | <b>297</b> |
| <b>Europe</b>                                                                        | <b>5</b>  |           | <b>1</b>   |  | <b>2</b>  |           | <b>1</b> |           | <b>103</b> | <b>0</b>  | <b>0</b>  | <b>50</b> | <b>162</b> |
| <b>Europe</b>                                                                        | <b>5</b>  |           | <b>1</b>   |  | <b>2</b>  |           | <b>1</b> |           | <b>103</b> | <b>0</b>  | <b>0</b>  | <b>50</b> | <b>162</b> |

|                                              |           |           |          |          |          |   |  |    |          |           |           |
|----------------------------------------------|-----------|-----------|----------|----------|----------|---|--|----|----------|-----------|-----------|
| Greenland                                    |           |           |          |          |          |   |  |    | 0        | 30        | 30        |
| Cyprus                                       |           |           |          |          |          |   |  |    |          | 18        | 18        |
| Slovenia                                     |           |           |          |          |          |   |  | 0  |          |           | 0         |
| Croatia                                      |           |           |          | 0        |          |   |  | 43 |          |           | 43        |
| Slovak Republic                              |           |           |          |          |          |   |  |    | 0        |           | 0         |
| Bulgaria                                     |           |           |          |          |          |   |  | 14 |          |           | 14        |
| Hungary                                      |           |           |          |          |          |   |  | 0  | 0        |           | 0         |
| Poland                                       |           |           |          |          |          |   |  | 24 |          | 0         | 24        |
| Romania                                      |           |           |          |          |          |   |  | 22 |          |           | 22        |
| Lithuania                                    |           |           |          |          |          |   |  | 0  |          |           | 0         |
| Russia                                       | 5         |           | 1        | 2        |          | 1 |  |    |          | 2         | 10        |
| Iceland                                      |           |           |          |          |          |   |  | 0  |          |           | 0         |
| <b>Africa</b>                                |           |           |          |          |          |   |  |    |          | <b>0</b>  | <b>0</b>  |
| <b>Africa (South of Sahara)</b>              |           |           |          |          |          |   |  |    |          | <b>0</b>  | <b>0</b>  |
| Mayotte                                      |           |           |          |          |          |   |  |    |          | 0         | 0         |
| <b>America</b>                               |           | <b>24</b> |          | <b>0</b> |          |   |  |    | <b>0</b> | <b>22</b> | <b>46</b> |
| <b>America (North &amp; Central America)</b> |           | <b>24</b> |          | <b>0</b> |          |   |  |    | <b>0</b> | <b>21</b> | <b>45</b> |
| Saint Pierre And Miquelon                    |           |           |          |          |          |   |  |    |          | 2         | 2         |
| Barbados                                     |           | 24        |          |          |          |   |  |    | 0        | 0         | 24        |
| Netherlands Antilles                         |           |           |          |          |          |   |  |    |          | 0         | 0         |
| Aruba                                        |           | 0         |          |          |          |   |  |    |          | 3         | 3         |
| Trinidad And Tobago                          |           | 0         |          | 0        |          |   |  |    | 0        | 8         | 8         |
| St. Kitts-Nevis                              |           | 0         |          |          |          |   |  |    |          | 2         | 2         |
| Turks & Caicos Islands                       |           |           |          |          |          |   |  |    |          | 5         | 5         |
| <b>America (South America)</b>               |           |           |          |          |          |   |  |    |          | <b>1</b>  | <b>1</b>  |
| Falkland Islands                             |           |           |          |          |          |   |  |    |          | 1         | 1         |
| <b>Asia</b>                                  | <b>10</b> |           | <b>2</b> | <b>4</b> | <b>0</b> |   |  |    | <b>6</b> | <b>4</b>  | <b>25</b> |
| <b>Asia (Far East Asia)</b>                  |           |           |          | <b>0</b> |          |   |  |    |          | <b>4</b>  | <b>4</b>  |
| Taiwan                                       |           |           |          | 0        |          |   |  |    |          | 1         | 1         |
| Hong Kong, China                             |           |           |          |          |          |   |  |    |          | 0         | 0         |

|                                                     |             |             |            |           |            |            |           |            |             |             |             |            |              |
|-----------------------------------------------------|-------------|-------------|------------|-----------|------------|------------|-----------|------------|-------------|-------------|-------------|------------|--------------|
| Korea                                               |             |             |            |           |            |            |           |            |             |             |             | 1          | 1            |
| Macau, China                                        |             |             |            |           |            |            |           |            |             |             |             | 0          | 0            |
| Singapore                                           |             |             |            |           |            |            |           |            |             |             |             | 1          | 1            |
| <b>Asia (Middle East Asia)</b>                      | <b>10</b>   |             | <b>2</b>   | <b>4</b>  | <b>0</b>   |            |           |            | <b>6</b>    | <b>0</b>    | <b>22</b>   |            |              |
| Israel                                              | 10          |             | 2          | 4         |            |            |           |            | 6           |             | 21          |            |              |
| Saudi Arabia                                        |             |             |            |           |            |            |           |            |             |             | 0           | 0          |              |
| United Arab Emirates                                |             |             |            |           | 0          |            |           |            |             |             | 0           | 0          |              |
| <b>Oceania</b>                                      |             |             |            |           |            |            |           |            |             | <b>1</b>    | <b>1</b>    | <b>2</b>   |              |
| <b>Oceania</b>                                      |             |             |            |           |            |            |           |            |             | <b>1</b>    | <b>1</b>    | <b>2</b>   |              |
| Pitcairn Islands                                    |             |             |            |           |            |            |           |            |             | 1           | 1           | 2          |              |
| French Polynesia                                    |             |             |            |           |            |            |           |            |             | 1           | 1           | 1          |              |
| New Caledonia                                       |             |             |            |           |            |            |           |            |             | 0           | 0           | 0          |              |
| <b>Other</b>                                        | <b>0</b>    |             | <b>0</b>   |           | <b>0</b>   |            | <b>6</b>  | <b>37</b>  |             | <b>0</b>    | <b>17</b>   | <b>61</b>  |              |
| <b>Other</b>                                        | <b>0</b>    |             | <b>0</b>   |           | <b>0</b>   |            | <b>6</b>  | <b>37</b>  |             | <b>0</b>    | <b>17</b>   | <b>61</b>  |              |
| MADCT Unallocated                                   | 0           |             | 0          |           | 0          |            | 6         | 37         |             | 0           | 17          | 61         |              |
| <b>Part II: Other Unallocated</b>                   | <b>5</b>    |             |            |           | <b>0</b>   |            |           | <b>9</b>   |             |             | <b>9</b>    | <b>23</b>  |              |
| Part II: Other Unallocated                          |             |             |            |           | 0          |            |           | 9          |             |             | 9           | 23         |              |
| <b>Sub Total PI+PII</b>                             | <b>1532</b> | <b>1251</b> | <b>897</b> |           | <b>138</b> | <b>227</b> | <b>53</b> | <b>283</b> | <b>1475</b> | <b>1242</b> | <b>2923</b> | <b>204</b> | <b>10224</b> |
| Sub Total PI+PII                                    | 1532        | 1251        | 897        |           | 138        | 227        | 53        | 283        | 1475        | 1242        | 2923        | 204        | 10224        |
| <b>ODA Countries Other Flows</b>                    | <b>47</b>   | <b>1</b>    | <b>13</b>  |           | <b>1</b>   | <b>31</b>  | <b>0</b>  |            | <b>11</b>   |             | <b>287</b>  | <b>188</b> | <b>579</b>   |
| ODA Countries Other Flows                           | 47          | 1           | 13         |           | 1          | 31         | 0         |            | 11          |             | 287         | 188        | 579          |
| <b>NON-ODA Countries Other Flows</b>                |             |             |            |           |            |            |           |            |             |             |             |            |              |
| NON-ODA Countries Other Flows                       |             |             |            |           |            |            |           |            |             |             |             |            |              |
| <b>Administrative Costs Ex-BA lines - Heading 4</b> | <b>48</b>   |             | <b>2</b>   | <b>76</b> | <b>10</b>  | <b>8</b>   | <b>1</b>  | <b>1</b>   | <b>40</b>   | <b>10</b>   |             | <b>5</b>   | <b>200</b>   |
| Administrative Costs - Heading 4                    | 48          |             | 2          | 76        | 10         | 8          | 1         | 1          | 40          | 10          |             | 5          | 200          |
| <b>TOTAL PAID AMOUNT (w/o Adm 5 Heading)</b>        | <b>1627</b> | <b>1252</b> | <b>912</b> | <b>76</b> | <b>149</b> | <b>265</b> | <b>54</b> | <b>283</b> | <b>1526</b> | <b>1252</b> | <b>3210</b> | <b>396</b> | <b>11003</b> |
| <b>Administrative Costs - Heading 5</b>             |             |             |            |           |            |            |           |            |             |             |             | <b>267</b> | <b>267</b>   |
| Administrative Costs - Heading 5                    |             |             |            |           |            |            |           |            |             |             |             | 267        | 267          |
| <b>TOTAL PAID AMOUNT</b>                            | <b>1627</b> | <b>1252</b> | <b>912</b> | <b>76</b> | <b>149</b> | <b>265</b> | <b>54</b> | <b>283</b> | <b>1526</b> | <b>1252</b> | <b>3210</b> | <b>663</b> | <b>11270</b> |

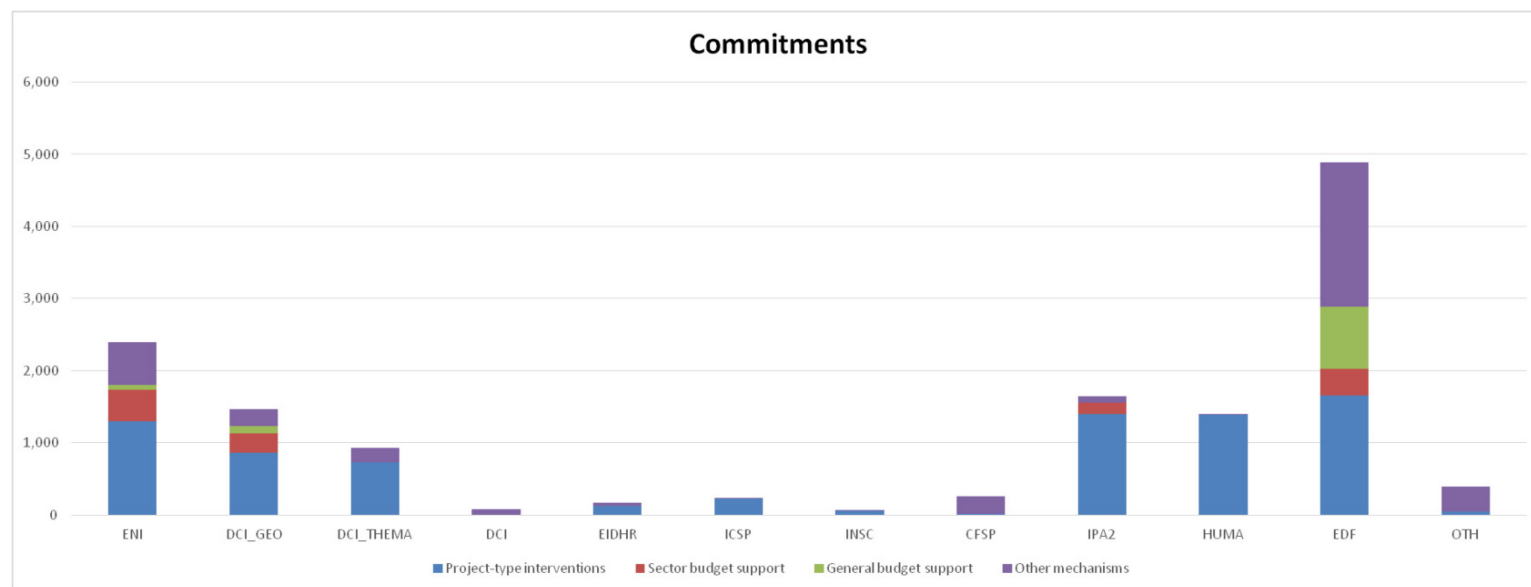


**Annex 7.14A Breakdown by aid mechanism and by instrument 2015 – Commitments**

| <b>C</b>                    | <b>ODA</b> | <b>Non-ODA</b> |
|-----------------------------|------------|----------------|
| <b>Budget EuropeAid</b>     | Y          | N              |
| <b>EDF</b>                  | Y          | N              |
| <b>Budget Non EuropeAid</b> | Y          | N              |

**Commitments**

| Aid Mechanisms             | ENI         | DCI_GEO     | DCI_THEMA  | DCI       | EIDHR      | ICSP       | INSC      | CFSP       | IPA2        | HUMA        | EDF         | OTH        |              |
|----------------------------|-------------|-------------|------------|-----------|------------|------------|-----------|------------|-------------|-------------|-------------|------------|--------------|
| Project-type interventions | 1296        | 860         | 732        |           | 129        | 233        | 60        | 12         | 1400        | 1387        | 1657        | 49         | <b>7815</b>  |
| Sector budget support      | 435         | 272         | 3          |           |            |            |           |            | 162         |             | 372         |            | <b>1244</b>  |
| General budget support     | 70          | 105         | 1          |           |            |            |           |            |             |             | 862         | 0          | <b>1038</b>  |
| Other mechanisms           | 596         | 236         | 191        | 77        | 45         | 7          | 1         | 248        | 85          | 13          | 2003        | 341        | <b>3844</b>  |
|                            | <b>2397</b> | <b>1473</b> | <b>927</b> | <b>77</b> | <b>173</b> | <b>240</b> | <b>61</b> | <b>260</b> | <b>1647</b> | <b>1401</b> | <b>4893</b> | <b>390</b> | <b>13941</b> |

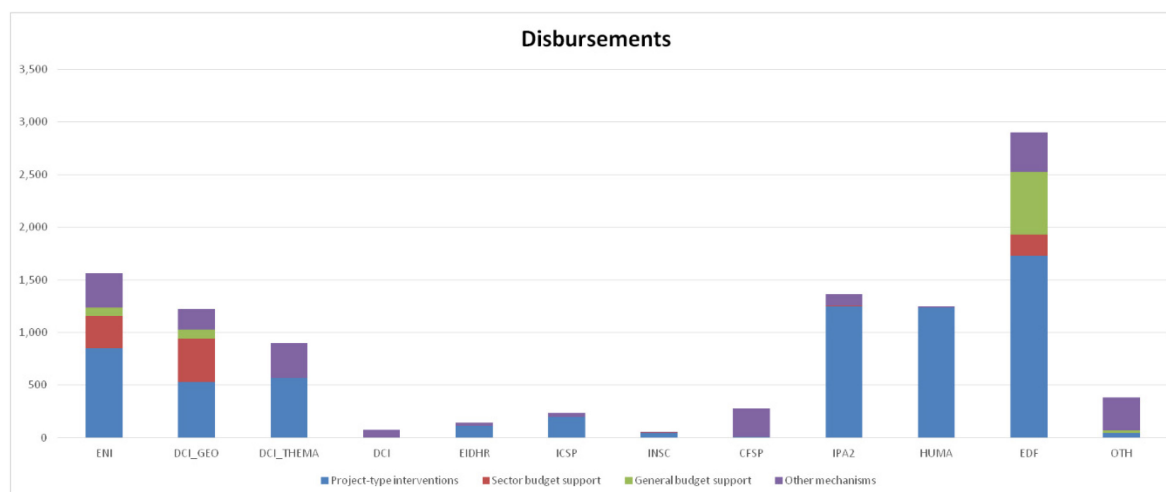


### Annex 7.14B Breakdown by aid mechanism and by instrument 2015 – Disbursements

| <b>D</b>             | ODA | Non-ODA |
|----------------------|-----|---------|
| Budget EuropeAid     | Y   | N       |
| EDF                  | Y   | N       |
| Budget Non EuropeAid | Y   | N       |

## Disbursements

| Aid Mechanisms             | ENI         | DCI_GEO     | DCI_THEMA  | DCI       | EIDHR      | ICSP       | INSC      | CFSP       | IPA2        | HUMA        | EDF         | OTH        |              |
|----------------------------|-------------|-------------|------------|-----------|------------|------------|-----------|------------|-------------|-------------|-------------|------------|--------------|
| Project-type interventions | 850         | 532         | 565        |           | 112        | 195        | 42        | 5          | 1247        | 1235        | 1727        | 46         | <b>6557</b>  |
| Sector budget support      | 308         | 408         | 2          |           |            |            | 6         |            | 7           |             | 203         |            | <b>934</b>   |
| General budget support     | 75          | 85          | 3          |           |            |            |           |            | 0           |             | 598         | 23         | <b>784</b>   |
| Other mechanisms           | 326         | 201         | 327        | 75        | 29         | 38         | 4         | 271        | 109         | 11          | 373         | 314        | <b>2080</b>  |
|                            | <b>1560</b> | <b>1226</b> | <b>896</b> | <b>75</b> | <b>142</b> | <b>233</b> | <b>53</b> | <b>277</b> | <b>1364</b> | <b>1246</b> | <b>2900</b> | <b>384</b> | <b>10356</b> |



## Annex 7.15A Sources of External Assistance in 2011-2015 – Commitments

| C D                  | ODA | Non-ODA |
|----------------------|-----|---------|
| Budget EuropeAid     | Y   | Y       |
| EDF                  | Y   | Y       |
| Budget Non EuropeAid | Y   | Y       |

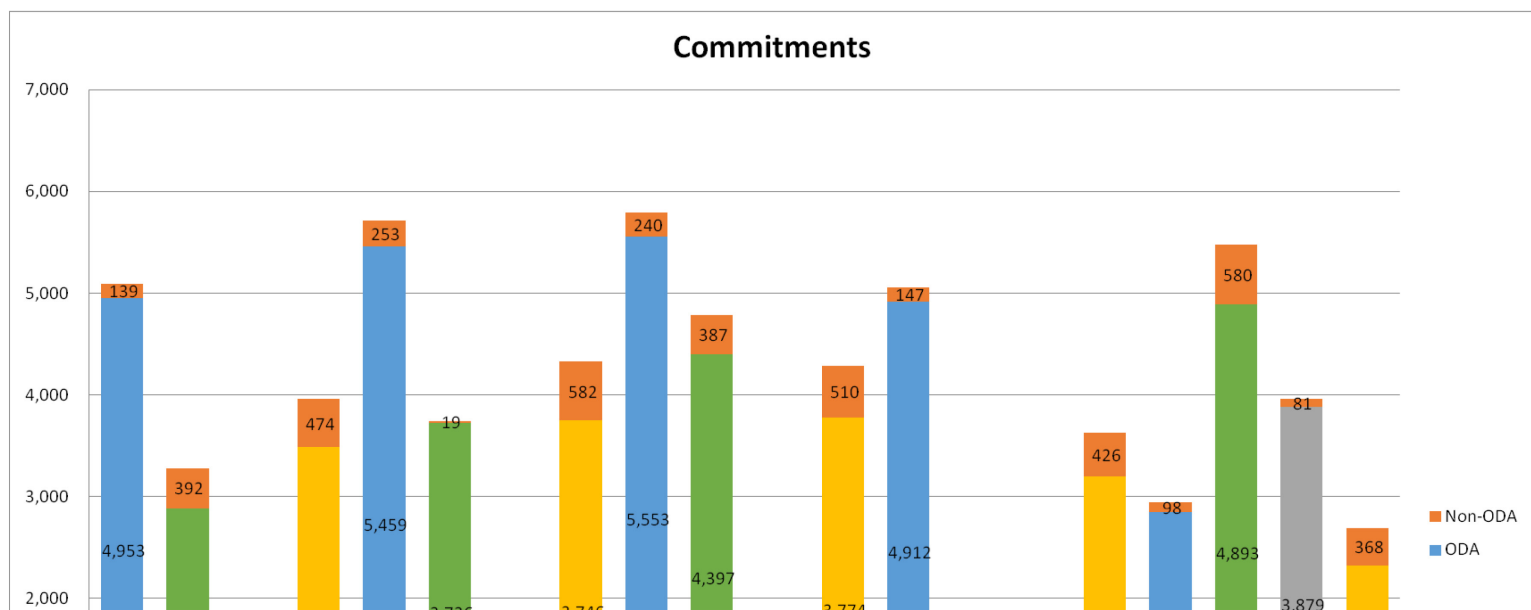
### Commitments

|                        |         | 2011        | 2012        | 2013        | 2014        | 2015        |
|------------------------|---------|-------------|-------------|-------------|-------------|-------------|
| EuropeAid Budget       | ODA     | 4953        | 5459        | 5553        | 4912        | 2846        |
|                        | Non-ODA | 139         | 253         | 240         | 147         | 98          |
| EuropeAid Budget Total |         | <b>5092</b> | <b>5712</b> | <b>5793</b> | <b>5059</b> | <b>2944</b> |
| EuropeAid EDF          | ODA     | 2887        | 3726        | 4397        | 836         | 4893        |

|                            |                |             |             |             |             |             |
|----------------------------|----------------|-------------|-------------|-------------|-------------|-------------|
|                            | <b>Non-ODA</b> | 392         | 19          | 387         | 387         | 580         |
| <b>EuropeAid EDF Total</b> |                | <b>3279</b> | <b>3745</b> | <b>4784</b> | <b>1223</b> | <b>5474</b> |
| <b>DG NEAR*</b>            | <b>ODA</b>     |             |             |             |             | 3879        |
|                            | <b>Non-ODA</b> |             |             |             |             | 81          |
| <b>DG NEAR* Total</b>      |                |             |             |             |             | <b>3960</b> |
| <b>Other DGs</b>           | <b>ODA</b>     | 3484        | 3746        | 3774        | 3197        | 2323        |
|                            | <b>Non-ODA</b> | 474         | 582         | 510         | 426         | 368         |
| <b>Other DGs Total</b>     |                | <b>3958</b> | <b>4328</b> | <b>4284</b> | <b>3623</b> | <b>2691</b> |
|                            |                |             |             |             |             |             |

No figures available at this level as the distinction wasn't made before 2014.

\*DG NEAR = Directorate General for Neighbourhood and Enlargement Negotiations

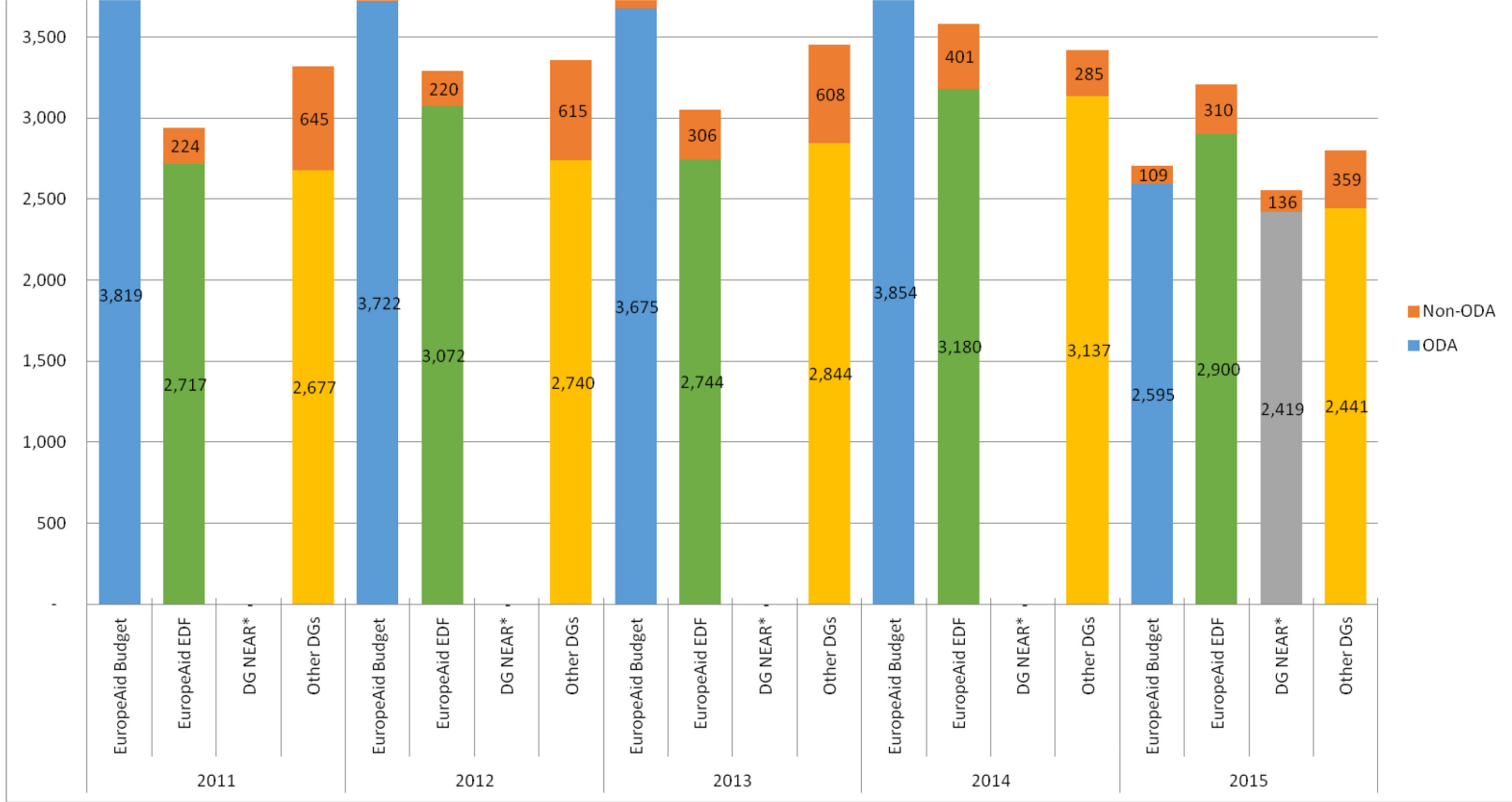


**Annex 7.15B Sources of External Assistance in 2011-2015 - Disbursements**

|          |          |   |
|----------|----------|---|
| <b>C</b> | <b>D</b> |   |
|          |          | Y |
|          |          | Y |
|          |          | Y |

**Disbursements**

|                               |                | <b>2011</b> | <b>2012</b> | <b>2013</b> | <b>2014</b> | <b>2015</b> |
|-------------------------------|----------------|-------------|-------------|-------------|-------------|-------------|
| <b>EuropeAid Budget</b>       | <b>ODA</b>     | 3819        | 3722        | 3675        | 3854        | 2595        |
|                               | <b>Non-ODA</b> | 203         | 253         | 205         | 125         | 109         |
| <b>EuropeAid Budget Total</b> |                | <b>4022</b> | <b>3974</b> | <b>3880</b> | <b>3980</b> | <b>2704</b> |
| <b>EuropeAid EDF</b>          | <b>ODA</b>     | 2717        | 3072        | 2744        | 3180        | 2900        |
|                               | <b>Non-ODA</b> | 224         | 220         | 306         | 401         | 310         |



|     |             |
|-----|-------------|
|     | <b>3210</b> |
|     | 2419        |
|     | 136         |
|     | <b>2555</b> |
| 137 | 2441        |
| 285 | 359         |
|     | <b>2801</b> |
|     |             |

**Annex 7.16 Sectoral breakdown of Official Development Assistance (ODA) 2011-2015**

|          |          |   |   |
|----------|----------|---|---|
| <b>C</b> | <b>D</b> |   |   |
|          |          | Y | N |
|          |          | Y | N |
|          |          | Y | N |

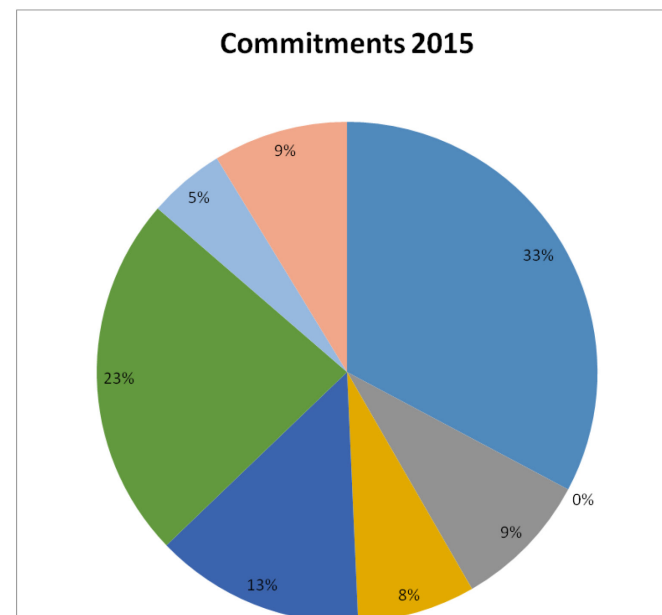
**Commitments: Sector of Destination**

|                                                                                           | 2011 | 2012 | 2013 | 2014 | 2015 |
|-------------------------------------------------------------------------------------------|------|------|------|------|------|
| Social infrastructures: education, health, water, government and civil society, other     | 4830 | 5202 | 5377 | 3937 | 4569 |
| Action relating to debt                                                                   |      | 15   |      |      |      |
| Budget support, food aid, food security                                                   | 213  | 997  | 867  | 638  | 1242 |
| Economic infrastructures and services : transport, communications, energy, other services | 1056 | 1275 | 1481 | 529  | 1061 |

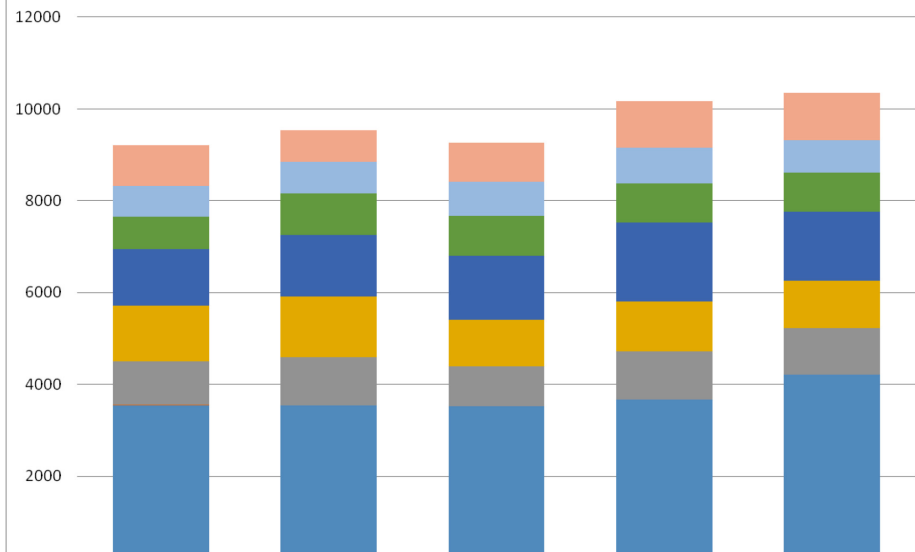
|                                                                                                                       |              |              |              |             |              |
|-----------------------------------------------------------------------------------------------------------------------|--------------|--------------|--------------|-------------|--------------|
| Humanitarian aid : Emergency response, reconstruction relief and rehabilitation, disaster prevention and preparedness | 1299         | 1550         | 1556         | 1363        | 1887         |
| Multisector/Crosscutting : environment, other                                                                         | 1884         | 1736         | 1955         | 1135        | 3278         |
| Other/Unallocated: admin. costs, unspecified                                                                          | 773          | 562          | 692          | 726         | 690          |
| Production : agriculture, forestry and fishing, industry, mining and construction, trade and tourism                  | 1268         | 1593         | 1797         | 619         | 1214         |
|                                                                                                                       | <b>11323</b> | <b>12930</b> | <b>13725</b> | <b>8946</b> | <b>13941</b> |

**Disbursements: Sector of Destination**

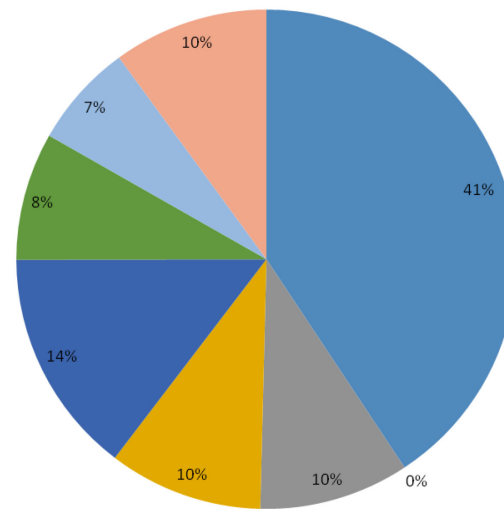
|                                                                                                                       | 2011        | 2012        | 2013        | 2014         | 2015         |
|-----------------------------------------------------------------------------------------------------------------------|-------------|-------------|-------------|--------------|--------------|
| Social infrastructures: education, health, water, government and civil society, other                                 | 3543        | 3534        | 3521        | 3676         | 4214         |
| Action relating to debt                                                                                               | 13          | 15          | 2           | 1            | 0            |
| Budget support, food aid, food security                                                                               | 948         | 1037        | 871         | 1034         | 1005         |
| Economic infrastructures and services : transport, communications, energy, other services                             | 1203        | 1320        | 1010        | 1103         | 1032         |
| Humanitarian aid : Emergency response, reconstruction relief and rehabilitation, disaster prevention and preparedness | 1245        | 1356        | 1394        | 1710         | 1512         |
| Multisector/Crosscutting : environment, other                                                                         | 702         | 904         | 865         | 856          | 857          |
| Other/Unallocated: admin. costs, unspecified                                                                          | 665         | 676         | 744         | 774          | 697          |
| Production : agriculture, forestry and fishing, industry, mining and construction, trade and tourism                  | 893         | 693         | 856         | 1016         | 1039         |
|                                                                                                                       | <b>9213</b> | <b>9535</b> | <b>9263</b> | <b>10171</b> | <b>10356</b> |



Disbursements



Disbursements 2015



**Annex 7.17A Regional distribution of aid to developing countries (ODA) 2011-2015**

| <b>C</b>             | <b>ODA</b> | <b>Non-ODA</b> |
|----------------------|------------|----------------|
| Budget EuropeAid     | Y          | N              |
| EDF                  | Y          | N              |
| Budget Non EuropeAid | Y          | N              |

**Commitments**

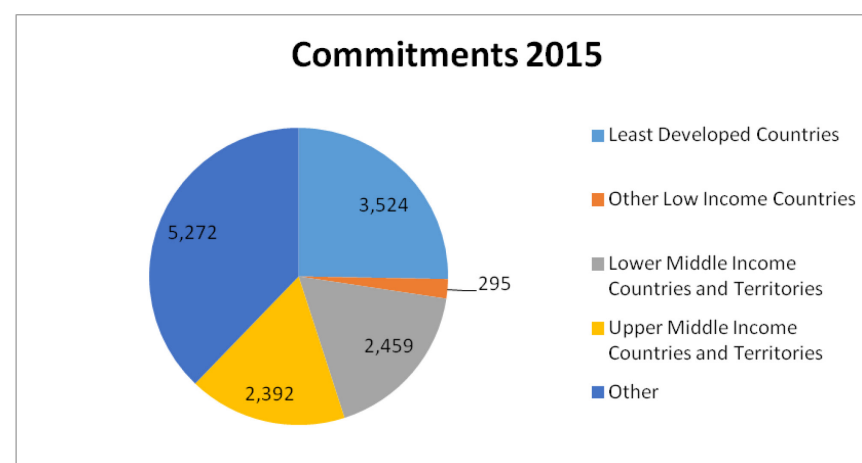
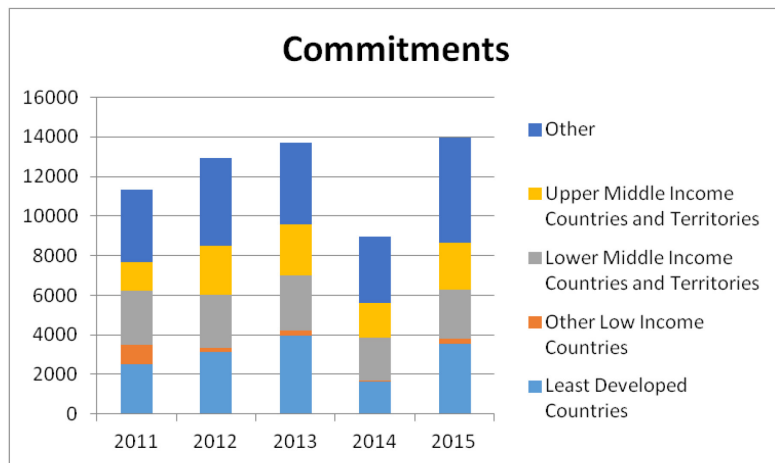
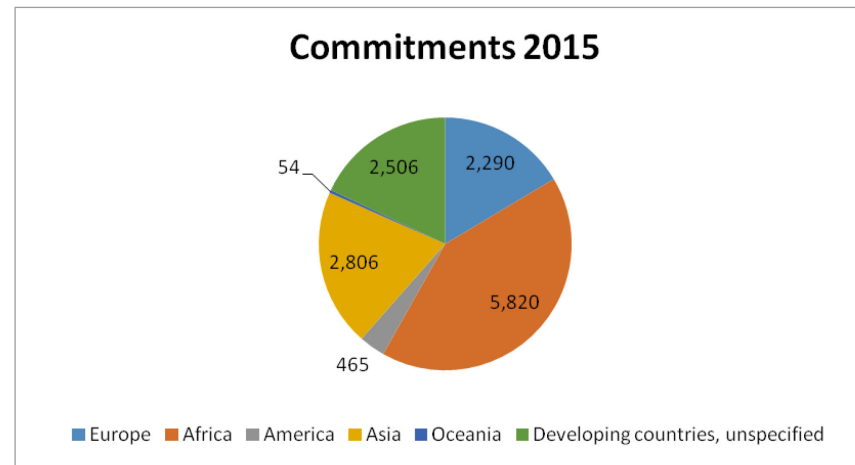
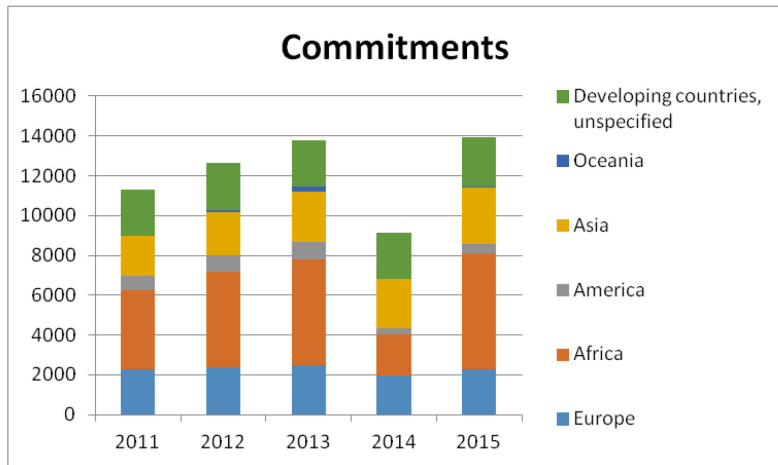
|               |                          | <b>2011</b> | <b>2012</b> | <b>2013</b> | <b>2014</b> | <b>2015</b> |
|---------------|--------------------------|-------------|-------------|-------------|-------------|-------------|
| <b>Europe</b> |                          | <b>2269</b> | <b>2354</b> | <b>2487</b> | <b>1942</b> | <b>2290</b> |
|               | Europe                   | 2269        | 2354        | 2487        | 1942        | 2290        |
| <b>Africa</b> |                          | <b>3975</b> | <b>4807</b> | <b>5302</b> | <b>2078</b> | <b>5820</b> |
|               | Africa (North of Sahara) | 678         | 793         | 705         | 511         | 547         |
|               | Africa (South of Sahara) | 3151        | 3956        | 4523        | 1209        | 3485        |

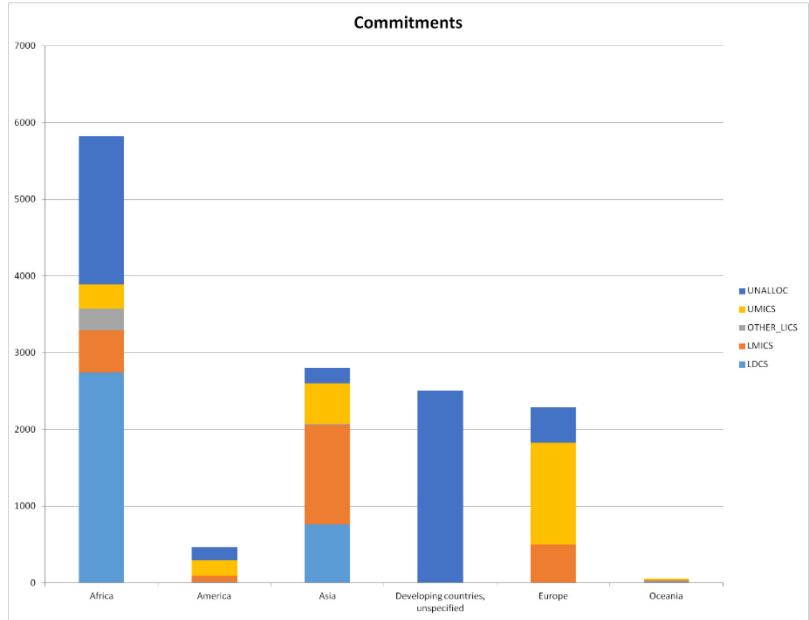
|                                          |                                   |              |              |              |             |              |
|------------------------------------------|-----------------------------------|--------------|--------------|--------------|-------------|--------------|
|                                          | Africa                            | 146          | 58           | 74           | 358         | 1788         |
| <b>America</b>                           |                                   | <b>716</b>   | <b>815</b>   | <b>899</b>   | <b>318</b>  | <b>465</b>   |
|                                          | America (North & Central America) | 445          | 525          | 564          | 125         | 210          |
|                                          | America (South America)           | 246          | 184          | 246          | 160         | 184          |
|                                          | America                           | 25           | 106          | 88           | 33          | 71           |
| <b>Asia</b>                              |                                   | <b>2000</b>  | <b>2202</b>  | <b>2522</b>  | <b>2452</b> | <b>2806</b>  |
|                                          | Asia (Far East Asia)              | 158          | 140          | 329          | 173         | 125          |
|                                          | Asia (Middle East Asia)           | 663          | 789          | 1187         | 1120        | 1419         |
|                                          | Asia (South & Central Asia)       | 1099         | 1194         | 927          | 1108        | 1181         |
|                                          | Asia                              | 79           | 80           | 79           | 51          | 81           |
| <b>Oceania</b>                           |                                   | <b>19</b>    | <b>103</b>   | <b>239</b>   | <b>4</b>    | <b>54</b>    |
|                                          | Oceania                           | 19           | 103          | 239          | 4           | 54           |
| <b>Developing countries, unspecified</b> |                                   | <b>2344</b>  | <b>2344</b>  | <b>2344</b>  | <b>2344</b> | <b>2506</b>  |
|                                          | Developing countries, unspecified | 2344         | 2344         | 2344         | 2344        | 2506         |
| <b>Total ODA</b>                         |                                   | <b>11323</b> | <b>12625</b> | <b>13792</b> | <b>9138</b> | <b>13941</b> |

|                                               |  |            | <b>2011</b>  | <b>2012</b>  | <b>2013</b>  | <b>2014</b> | <b>2015</b>  |
|-----------------------------------------------|--|------------|--------------|--------------|--------------|-------------|--------------|
| Least Developed Countries                     |  | LDCS       | 2512         | 3142         | 3958         | 1612        | 3524         |
| Other Low Income Countries                    |  | OTHER_LICS | 998          | 217          | 239          | 57          | 295          |
| Lower Middle Income Countries and Territories |  | LMICS      | 2719         | 2643         | 2826         | 2193        | 2459         |
| Upper Middle Income Countries and Territories |  | UMICS      | 1418         | 2482         | 2578         | 1747        | 2392         |
| Other                                         |  | UNALLOC    | 3677         | 4447         | 4123         | 3336        | 5272         |
| <b>Total ODA</b>                              |  |            | <b>11323</b> | <b>12930</b> | <b>13725</b> | <b>8946</b> | <b>13941</b> |

|                                   | <b>LDCS</b> | <b>LMICS</b> | <b>OTHER_LICS</b> | <b>UMICS</b> | <b>UNALLOC</b> |
|-----------------------------------|-------------|--------------|-------------------|--------------|----------------|
| Africa                            | 2741        | 552          | 278               | 318          | 1931           |
| America                           | 9           | 86           |                   | 201          | 169            |
| Asia                              | 759         | 1301         | 17                | 526          | 204            |
| Developing countries, unspecified |             |              |                   |              | 2506           |
| Europe                            |             | 499          |                   | 1329         | 462            |

|                  |  |             |             |            |             |             |
|------------------|--|-------------|-------------|------------|-------------|-------------|
| Oceania          |  | 15          | 21          |            | 18          |             |
| <b>Total ODA</b> |  | <b>3524</b> | <b>2459</b> | <b>295</b> | <b>2392</b> | <b>5272</b> |





**Annex 7.17B Regional distribution of aid to developing countries (ODA) 2011-2015**

| D                    | ODA | Non-ODA |
|----------------------|-----|---------|
| Budget EuropeAid     | Y   | N       |
| EDF                  | Y   | N       |
| Budget Non EuropeAid | Y   | N       |

**Disbursements**

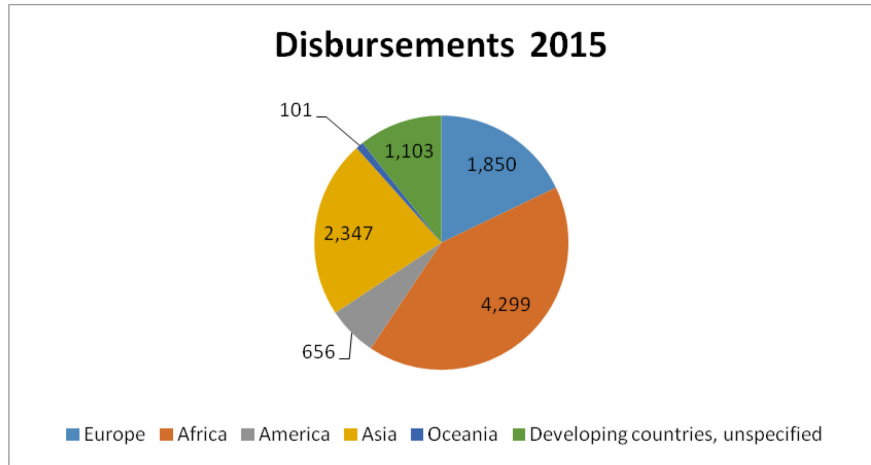
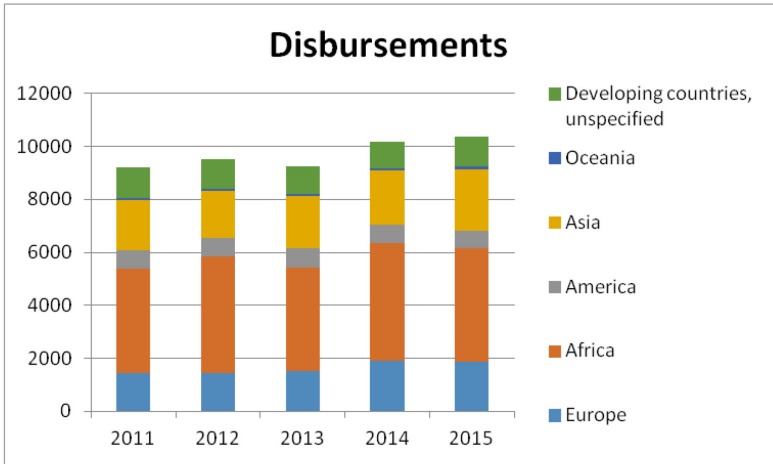
|               | 2011        | 2012        | 2013        | 2014        | 2015        |
|---------------|-------------|-------------|-------------|-------------|-------------|
| <b>Europe</b> | <b>1437</b> | <b>1430</b> | <b>1526</b> | <b>1888</b> | <b>1850</b> |
| Europe        | 1437        | 1430        | 1526        | 1888        | 1850        |

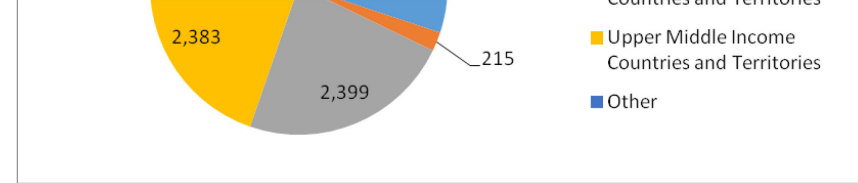
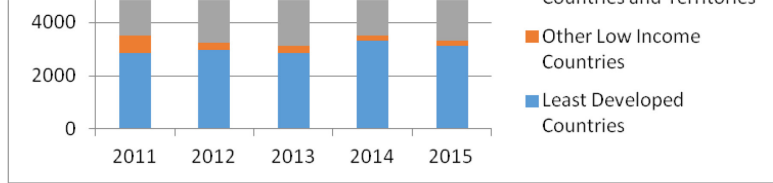
|                                          |                                   |             |             |             |              |              |
|------------------------------------------|-----------------------------------|-------------|-------------|-------------|--------------|--------------|
| <b>Africa</b>                            |                                   | <b>3939</b> | <b>4401</b> | <b>3896</b> | <b>4442</b>  | <b>4299</b>  |
|                                          | Africa (North of Sahara)          | 517         | 503         | 331         | 474          | 509          |
|                                          | Africa (South of Sahara)          | 3170        | 3727        | 3371        | 3728         | 3507         |
|                                          | Africa                            | 252         | 171         | 194         | 240          | 283          |
| <b>America</b>                           |                                   | <b>721</b>  | <b>731</b>  | <b>719</b>  | <b>704</b>   | <b>656</b>   |
|                                          | America (North & Central America) | 421         | 422         | 384         | 430          | 412          |
|                                          | America (South America)           | 270         | 292         | 296         | 238          | 230          |
|                                          | America                           | 30          | 17          | 38          | 36           | 13           |
| <b>Asia</b>                              |                                   | <b>1868</b> | <b>1776</b> | <b>1993</b> | <b>2047</b>  | <b>2347</b>  |
|                                          | Asia (Far East Asia)              | 315         | 299         | 218         | 237          | 279          |
|                                          | Asia (Middle East Asia)           | 507         | 594         | 895         | 946          | 1082         |
|                                          | Asia (South & Central Asia)       | 996         | 821         | 823         | 824          | 950          |
|                                          | Asia                              | 49          | 62          | 57          | 40           | 36           |
| <b>Oceania</b>                           |                                   | <b>85</b>   | <b>70</b>   | <b>72</b>   | <b>73</b>    | <b>101</b>   |
|                                          | Oceania                           | 85          | 70          | 72          | 73           | 101          |
| <b>Developing countries, unspecified</b> |                                   | <b>1164</b> | <b>1128</b> | <b>1056</b> | <b>1017</b>  | <b>1103</b>  |
|                                          | Developing countries, unspecified | 1164        | 1128        | 1056        | 1017         | 1103         |
| <b>Total ODA</b>                         |                                   | <b>9213</b> | <b>9535</b> | <b>9262</b> | <b>10171</b> | <b>10356</b> |

|                                               |            | <b>2011</b> | <b>2012</b> | <b>2013</b> | <b>2014</b>  | <b>2015</b>  |
|-----------------------------------------------|------------|-------------|-------------|-------------|--------------|--------------|
| Least Developed Countries                     | LDCS       | 2836        | 2970        | 2868        | 3332         | 3115         |
| Other Low Income Countries                    | OTHER_LICS | 669         | 255         | 273         | 194          | 215          |
| Lower Middle Income Countries and Territories | LMICS      | 2345        | 2056        | 2040        | 2293         | 2399         |
| Upper Middle Income Countries and Territories | UMICS      | 982         | 1823        | 1810        | 2066         | 2383         |
| Other                                         | UNALLOC    | 2380        | 2430        | 2272        | 2285         | 2244         |
| <b>Total ODA</b>                              |            | <b>9213</b> | <b>9535</b> | <b>9262</b> | <b>10171</b> | <b>10356</b> |

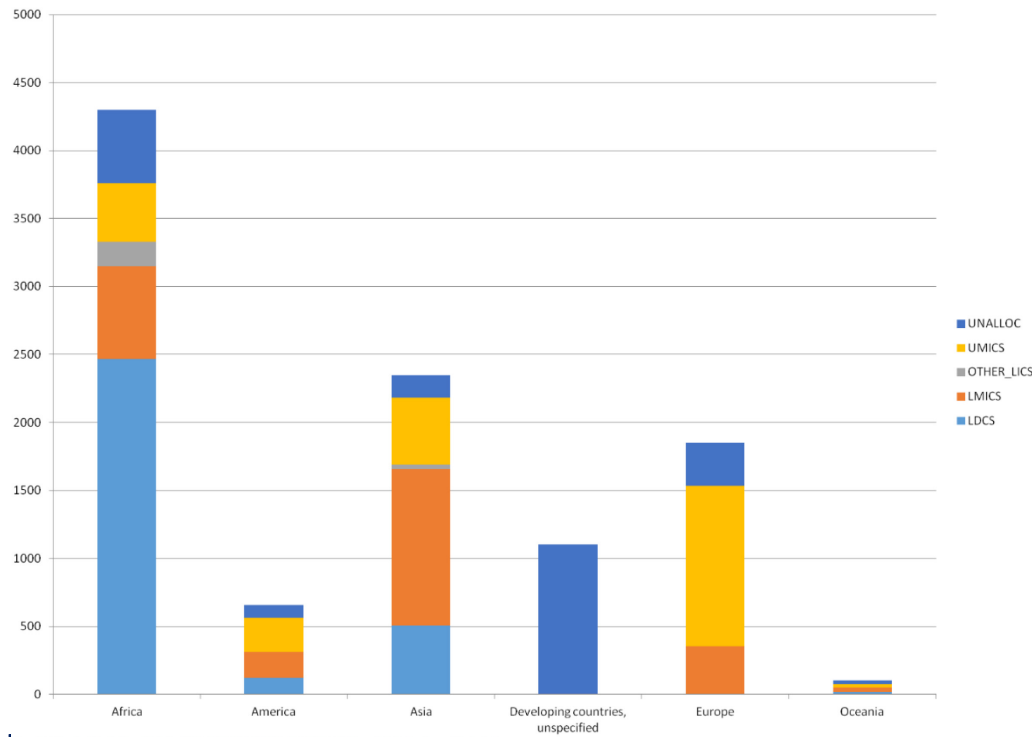
|         | <b>LDCS</b> | <b>LMICS</b> | <b>OTHER_LICS</b> | <b>UMICS</b> | <b>UNALLOC</b> |
|---------|-------------|--------------|-------------------|--------------|----------------|
| Africa  | 2465        | 682          | 181               | 430          | 541            |
| America | 124         | 186          |                   | 253          | 93             |

|                                   |             |             |            |             |             |
|-----------------------------------|-------------|-------------|------------|-------------|-------------|
| Asia                              | 508         | 1147        | 33         | 495         | 164         |
| Developing countries, unspecified |             |             |            |             | 1103        |
| Europe                            |             | 352         |            | 1181        | 316         |
| Oceania                           | 18          | 32          |            | 24          | 28          |
| <b>Total ODA</b>                  | <b>3115</b> | <b>2399</b> | <b>215</b> | <b>2383</b> | <b>2244</b> |





### Disbursements



### Annex 7.18 ODA by instrument in 2011-2015

| C D                  | ODA | Non-ODA |
|----------------------|-----|---------|
| Budget EuropeAid     | Y   | N       |
| EDF                  | Y   | N       |
| Budget Non EuropeAid | Y   | N       |

### Commitments: Instruments

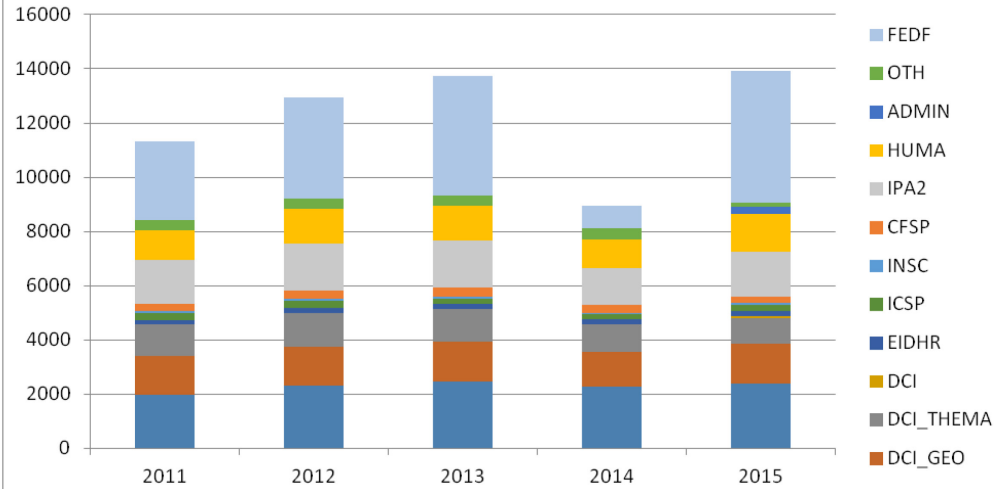
|           | 2011 | 2012 | 2013 | 2014 | 2015 |
|-----------|------|------|------|------|------|
| ENI       | 1976 | 2312 | 2477 | 2294 | 2397 |
| DCI_GEO   | 1423 | 1449 | 1439 | 1252 | 1473 |
| DCI_THEMA | 1168 | 1248 | 1216 | 1043 | 927  |

|               |              |              |              |             |              |
|---------------|--------------|--------------|--------------|-------------|--------------|
| DCI           |              |              |              |             | 77           |
| EIDHR         | 169          | 175          | 178          | 185         | 173          |
| ICSP          | 237          | 244          | 222          | 194         | 240          |
| INSC          | 76           | 77           | 52           | 30          | 61           |
| CFSP          | 284          | 324          | 340          | 294         | 260          |
| IPA2          | 1622         | 1741         | 1742         | 1340        | 1647         |
| HUMA          | 1086         | 1249         | 1293         | 1084        | 1401         |
| ADMIN         |              |              |              |             | 259          |
| OTH           | 394          | 385          | 367          | 393         | 131          |
| FEDF          | 2887         | 3726         | 4397         | 836         | 4893         |
| Food Facility | 2            | 0            |              |             |              |
|               | <b>11323</b> | <b>12930</b> | <b>13725</b> | <b>8946</b> | <b>13941</b> |

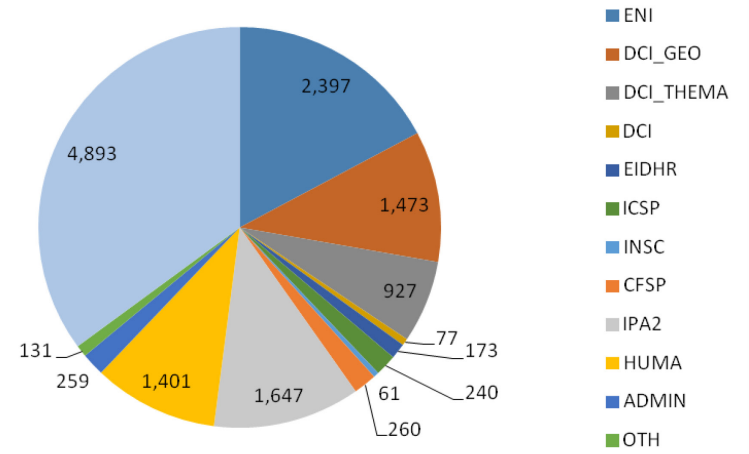
**Disbursements: Instruments**

|               | <b>2011</b> | <b>2012</b> | <b>2013</b> | <b>2014</b>  | <b>2015</b>  |
|---------------|-------------|-------------|-------------|--------------|--------------|
| ENI           | 1352        | 1294        | 1304        | 1642         | 1560         |
| DCI_GEO       | 1134        | 1070        | 1078        | 981          | 1226         |
| DCI_THEMA     | 890         | 899         | 869         | 770          | 896          |
| DCI           |             |             |             |              | 75           |
| EIDHR         | 127         | 139         | 141         | 159          | 142          |
| ICSP          | 134         | 176         | 189         | 250          | 233          |
| INSC          | 57          | 63          | 52          | 46           | 53           |
| CFSP          | 262         | 255         | 276         | 255          | 277          |
| IPA2          | 949         | 1040        | 1032        | 1213         | 1364         |
| HUMA          | 1014        | 1080        | 1206        | 1352         | 1246         |
| ADMIN         |             |             |             |              | 259          |
| OTH           | 463         | 416         | 366         | 323          | 125          |
| FEDF          | 2717        | 3073        | 2744        | 3180         | 2900         |
| Food Facility | 115         | 31          | 5           |              |              |
|               | <b>9213</b> | <b>9535</b> | <b>9263</b> | <b>10171</b> | <b>10356</b> |

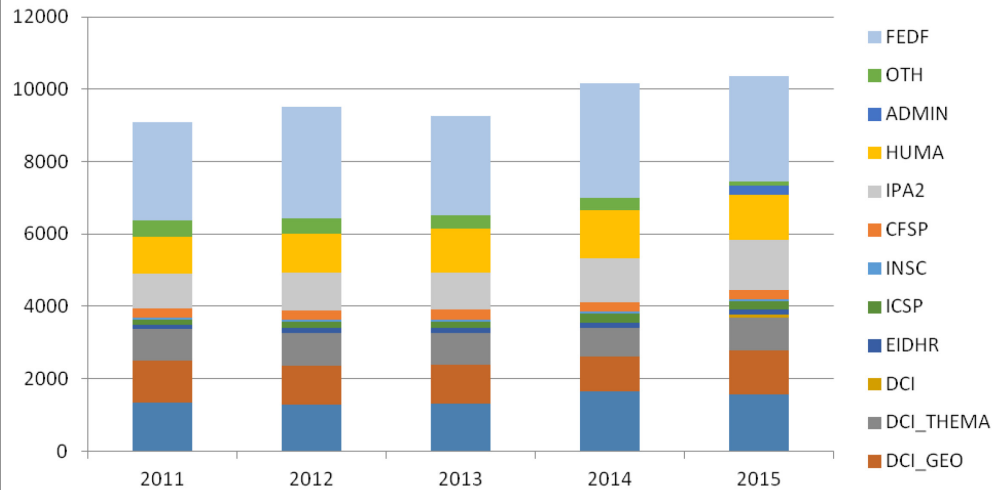
### Commitments



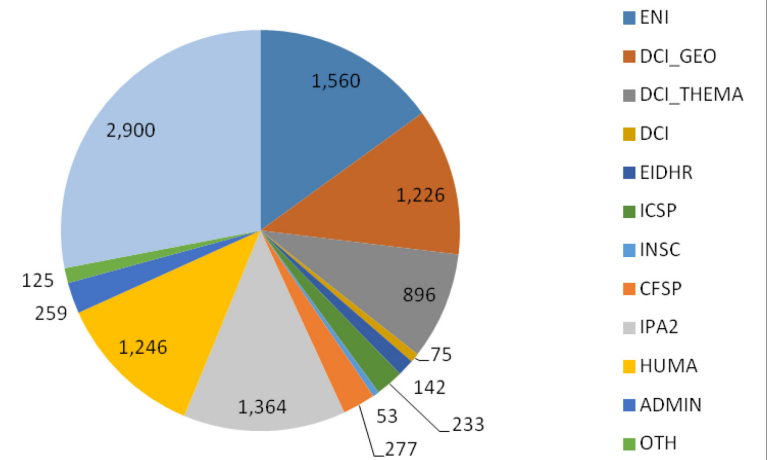
### Commitments 2015



### Disbursements



### Disbursements 2015

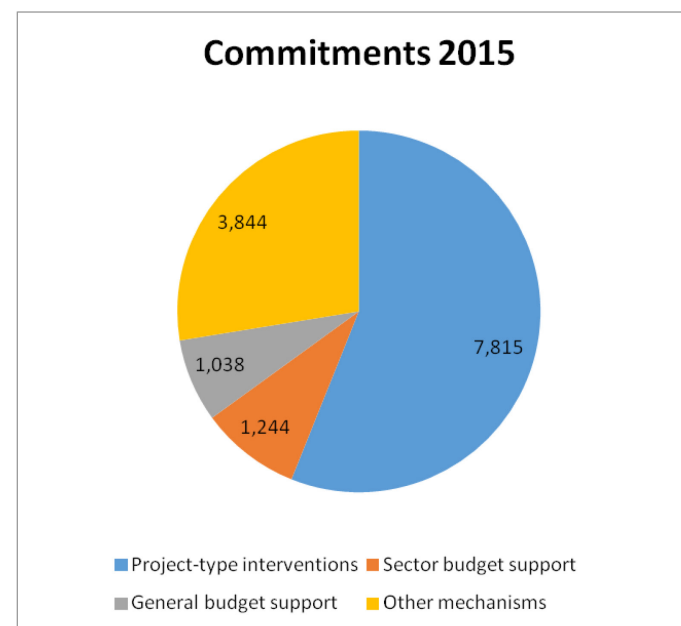


### Annex 7.19 Breakdown by aid mechanism for 2011-2015

| C                    | ODA | Non-ODA |
|----------------------|-----|---------|
| Budget EuropeAid     | Y   | N       |
| EDF                  | Y   | N       |
| Budget Non EuropeAid | Y   | N       |

#### Commitments: Aid Mechanisms

|                            | 2011         | 2012         | 2013         | 2014        | 2015         |
|----------------------------|--------------|--------------|--------------|-------------|--------------|
| Project-type interventions | 7864         | 7358         | 8594         | 5677        | 7815         |
| Sector budget support      | 1046         | 1508         | 1462         | 813         | 1244         |
| General budget support     | 205          | 800          | 858          | 487         | 1038         |
| Other mechanisms           | 2208         | 3264         | 2811         | 1970        | 3844         |
|                            | <b>11323</b> | <b>12930</b> | <b>13725</b> | <b>8946</b> | <b>13941</b> |



Annex 7.20 Relationship between reporting structure in previous Annual Reports and the current Annual Report

| NEW STRUCTURE             |                                                                                   |               | PREVIOUS STRUCTURE REFERENCE |                                                                           |                    |                    |               |                             |
|---------------------------|-----------------------------------------------------------------------------------|---------------|------------------------------|---------------------------------------------------------------------------|--------------------|--------------------|---------------|-----------------------------|
| Annual Report 2014        | Title                                                                             | Type          | Tables                       | Title                                                                     | Annual Report 2012 | Annual Report 2013 | Format        | Metrics                     |
| <b>Table 1</b>            | Percentage of EU budget committed on external assistance in 20XX                  | Table & Graph | <b>Annexes - Table 5.1</b>   | Percentage of EU budget committed on external assistance in 2013          | Table 5.1          | Table 1            | Graph & Table | Commitments                 |
| <b>Table 2</b>            | Proportion of external assistance used for Official Development Aid (ODA) in 20XX | Table & Graph | <b>Annexes - Table 5.5</b>   | Proportion of external assistance used for Official Development Aid (ODA) | Table 5.5          | N/A                | Graph & Table | Commitments                 |
| <b>Table 3A (split)</b>   | General EU budget for external assistance in 20XX by Managing Entity              | Table         | <b>Annexes - Table 5.3</b>   | General EU budget for external assistance in 2013                         | Table 5.3          | N/A                | Table         | Commitments + Disbursements |
| <b>Table 3B (split)</b>   | General EU budget for external assistance in 20XX by Managing Entity              | Table         |                              |                                                                           |                    |                    |               |                             |
| <b>Table 4A(new)</b>      | General EU budget for external assistance in 20XX by Instrument                   | Table         |                              |                                                                           |                    |                    |               |                             |
| <b>Table 4B (new)</b>     | General EU budget for external assistance in 20XX by Instrument                   | Table         |                              |                                                                           |                    |                    |               |                             |
| <b>Table 5</b>            | European Development Fund in 20XX                                                 | Table         | <b>Annexes - Table 5.4</b>   | European Development Fund (EDF) in 2013                                   | Table 5.4          | Table 2            | Table         | Commitments + Disbursements |
| <b>Table 6A</b>           | Sectoral breakdown of ODA managed by the European Commission in 20XX              | Table & Graph | <b>Annexes - Table 5.14</b>  | Detailed description of ODA by sector in 2013 - Commitments               | Table 5.14         | Table 7            | Table         | Commitments                 |
| <b>Table 6B</b>           | Sectoral breakdown of ODA managed by the European Commission in 20XX              | Table & Graph | <b>Annexes - Table 5.15</b>  | Detailed description of ODA by sector in 2013 - Disbursements             | Table 5.15         | Table 8            | Table         | Disbursements               |
|                           | <b>Regional distribution of aid to developing countries</b>                       | Table & Graph | <b>Annexes - Table 5.8</b>   | Regional distribution of aid to developing countries (ODA) in 2013        | Table 5.8          | Table 5            | Graph & Table | Commitments                 |
| <b>Table 7A</b>           | Country breakdown of European Commission development aid in 20XX                  | Table         | <b>Annexes - Table 5.10</b>  | Country breakdown of European Commission development aid in 2013          | Table 5.10         | N/A                | Table         | Commitments                 |
| <b>Table 7B</b>           | Country breakdown of European Commission development aid in 20XX                  | Table         | <b>Annexes - Table 5.11</b>  | Country breakdown of European Commission development aid in 2013          | Table 5.11         | N/A                | Table         | Disbursements               |
| <b>Table 8 (new)</b>      | Distribution of ODA by OECD Sector and Country Grouping in 20XX                   | Table & Graph |                              |                                                                           |                    |                    |               |                             |
| <b>Table 9A (new)</b>     | ODA Recipient Country by main OECD sector in 20XX                                 | Table         |                              |                                                                           |                    |                    |               |                             |
| <b>Table 9B</b>           | ODA Recipient Country by main OECD sector in 20XX                                 | Table         | <b>Annexes - Table 5.12</b>  | ODA Recipient by main OECD sector in 2013                                 | Table 5.12         | N/A                | Table         | Disbursements               |
| <b>Table 10A</b>          | EuropeAid Sectoral breakdown by region in 20XX                                    | Table         | <b>Annexes - Table 5.16</b>  | EuropeAid in 2013: A closer look. Sectoral breakdown per region           | Table 5.16         | N/A                | Table         | Commitments                 |
| <b>Table 10B</b>          | EuropeAid Sectoral breakdown by region in 20XX                                    | Table         | <b>Annexes - Table 5.17</b>  | EuropeAid in 2013: A closer look. Sectoral breakdown per region           | Table 5.17         | N/A                | Table         | Disbursements               |
| <b>Table 11A (new)</b>    | Budget Non EuropeAid Sectoral breakdown by region in 20XX                         | Table         |                              |                                                                           |                    |                    |               |                             |
| <b>Table 11B (new)</b>    | Budget Non EuropeAid Sectoral breakdown by region in 20XX                         | Table         |                              |                                                                           |                    |                    |               |                             |
| <b>Table 12A</b>          | Sectoral breakdown per instrument in 20XX                                         | Table & Graph | <b>Annexes - Table 5.18</b>  | External aid in 2013: A closer look. Sectoral breakdown per instrument    | Table 5.18         | N/A                | Table         | Commitments                 |
| <b>Table 12B (merge)</b>  | Sectoral breakdown per instrument in 20XX                                         | Table & Graph | <b>Annexes - Table 5.19</b>  | External aid in 2013: A closer look. Sectoral breakdown per instrument    | Table 5.19         | N/A                | Table         | Disbursements               |
| <b>Table 13A</b>          | Regional breakdown by instrument in 20XX                                          | Table         | <b>Annexes - Table 5.20</b>  | External aid in 2013: A closer look. Sectoral breakdown per instrument    | Table 5.20         | N/A                | Graph         | Commitments                 |
| <b>Table 13B</b>          | Regional breakdown by instrument in 20XX                                          | Table         | <b>Annexes - Table 5.30</b>  | Heading 4 - EU as global player : Breakdown by country and instrument     | Table 5.22         | Table 9            | Table         | Commitments                 |
| <b>Table 14 (replace)</b> | Breakdown by Aid Mechanism and by instrument in 20XX                              | Table & Graph | <b>Annexes - Table 5.31</b>  | Heading 4 - EU as global player : Breakdown by country and instrument     | Table 5.23         | Table 10           | Table         | Disbursements               |
| <b>Table 15 (merge)</b>   | Sources of external assistance in 20XX-20YY                                       | Table & Graph | <b>Annexes - Table 5.21</b>  | Budget Support 2013 : breakdown by instrument                             | Table 5.21         | N/A                | Table         | Commitments                 |
| <b>Table 16 (merge)</b>   | Sectoral breakdown of Official Development Assistance (ODA) 20XX-20YY             | Table & Graph | <b>Annexes - Table 5.2</b>   | Sources of external assistance in 2013                                    | Table 5.2          | Table 3            | Graph & Table | Commitments                 |
| <b>Table 17A</b>          | Regional distribution of aid to developing countries (ODA) 20XX-20YY              | Table & Graph | <b>Annexes - Table 5.6</b>   | 2005-2013 External assistance                                             | Table 5.6          | Table 4            | Graph         | Commitments + Disbursements |
| <b>Table 17B</b>          | Regional distribution of aid to developing countries (ODA) 20XX-20YY              | Table & Graph | <b>Annexes - Table 5.7</b>   | Sectoral breakdown of Official Development Assistance (ODA) 2005 - 2013   | Table 5.7          | N/A                | Graph         | Commitments                 |
| <b>Table 18 (new)</b>     | ODA by instrument in 20XX-20YY                                                    | Table & Graph | <b>Annexes - Table 5.13</b>  | Sectoral breakdown of ODA managed by the European Commission in 2013      | Table 5.13         | N/A                | Graph         | Commitments + Disbursements |
| <b>Table 19 (new)</b>     | Breakdown by Aid Mechanism in 20XX-20YY                                           | Table & Graph | <b>Annexes - Table 5.9</b>   | Regional distribution of aid to developing countries (ODA) 2008-2013      | Table 5.9          | Table 5            | Table         | Commitments + Disbursements |

Annex 7.21 Table of Abbreviations used in Chapter 7

| Abbreviation | Meaning                                                       |
|--------------|---------------------------------------------------------------|
| ACP          | Africa, Caribbean, Pacific                                    |
| AGRI         | The Directorate-General for Agriculture and Rural Development |
| CEEC         | Central and Eastern European Countries                        |
| CFSP         | Common Foreign and Security Policy Instrument                 |

|             |                                                                                                |
|-------------|------------------------------------------------------------------------------------------------|
| DCI - Geo   | Development Cooperation Instrument - Geographic                                                |
| DCI - Thema | Development Cooperation Instrument - Thematic                                                  |
| DEVCO       | The Directorate-General for International Cooperation and Development                          |
| EAC         | The Directorate-General for Education and Culture                                              |
| EBRD        | The European Bank for Reconstruction and Development                                           |
| ECFIN       | The Directorate-General for Economic and Financial Affairs                                     |
| ECHO        | The Directorate-General for Humanitarian Aid and Civil Protection                              |
| EDF         | European Development Fund                                                                      |
| EIDHR       | European Instrument for Democracy and Human Rights                                             |
| EMPL        | The Directorate-General for Employment, Social Affairs and Inclusion                           |
| ENER        | The Directorate-General for Energy                                                             |
| ENI         | European Neighbourhood Instrument                                                              |
| ENPI        | European Neighbourhood Partnership Instrument                                                  |
| ENV         | The Directorate-General for the Environment                                                    |
| EuropeAid   | The Directorate General International Cooperation and Development                              |
| FAO         | The Food and Agriculture Organization                                                          |
| FF          | Food Facility Instrument                                                                       |
| GFTAM       | The Global Fund to Fight AIDS, Tuberculosis and Malaria                                        |
| Heading 4   | MFF Heading - EU as a global player                                                            |
| Heading 5   | MFF Heading - Administrative expenditure (of the EU Budget and limited to External Assistance) |
| HUMA        | Humanitarian Aid                                                                               |
| IFS         | Instrument for Stability                                                                       |
| IPA         | Instrument for Pre-Accession Assistance                                                        |
| LDC         | Least Developed Countries                                                                      |
| LMIC        | Lower Middle Income Countries                                                                  |
| MADCT       | More Advanced Developing Countries and Territories                                             |
| MFF         | Multiannual Financial Framework                                                                |
| NEAR        | The Directorate-General for Neighbourhood and Enlargement Negotiations                         |
| NIP         | National Indicative Plan                                                                       |
| NIS         | Newly Independent States                                                                       |

|         |                                                                         |
|---------|-------------------------------------------------------------------------|
| non-ODA | Development aid not classified as Official Development Assistance (ODA) |
| NSI     | Nuclear Safety Instrument                                               |
| ODA     | Official Development Assistance                                         |
| OECD    | The Organisation for Economic Co-operation and Development              |
| OLIC    | Other Low Income Countries                                              |
| REGIO   | The Directorate-General for Regional and Urban Policy                   |
| RIP     | Regional Indicative Plan                                                |
| SANTE   | The Directorate-General for Health and Food Safety                      |
| STABEX  | System for the Stabilisation of ACP and OCT Export Earnings             |
| SYSMIN  | System for the Stabilisation of Export Earnings from Mining Products    |
| TAXUD   | The Directorate-General for Taxation and Customs Union                  |
| TRADE   | The Directorate-General for Trade                                       |
| UMIC    | Upper Middle Income Countries                                           |
| UNDP    | The United Nations Development Programme                                |
| UNRWA   | The United Nations Relief and Works Agency                              |
| WFP     | The World Food Programme                                                |
| WHO     | The World Health Organisation                                           |