



Council of the
European Union

Brussels, 19 October 2023
(OR. en)

13666/23
ADD 1

LIMITE

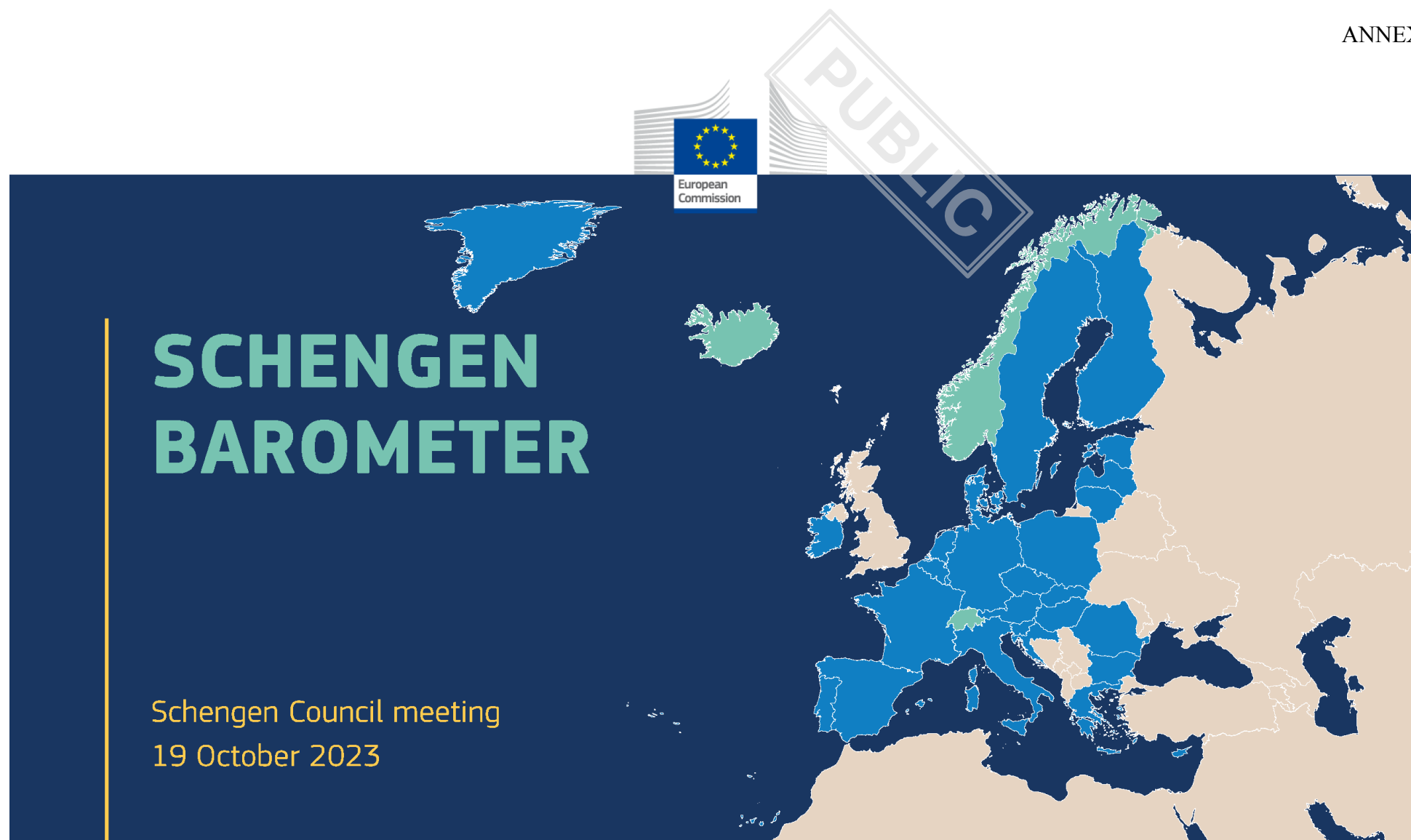
SCH-EVAL 208
SCHENGEN 51
COMIX 423
JAI 1242
FRONT 292
MIGR 304
ASIM 87
ENFOPOL 404
VISA 193
IXIM 178

NOTE

From:	Services of the Commission
To:	Delegations
No. prev. doc.:	13666/23
Subject:	Overall state of the Schengen area – Schengen Barometer + - Main takeaways

DOCUMENT PARTIALLY ACCESSIBLE TO THE PUBLIC (14.12.2023)

Delegations will find in Annex the main takeaways of the *Schengen Barometer* + provided by the Commission, as presented by Commissioner Johansson at the Schengen Council meeting on 19 October 2023.



OVERALL STATE OF THE SCHENGEN AREA

Attractive, resilient and versatile



Most visited destination
in the world

99%

of third-country nationals
enter the Schengen area
legally



Record issuance of **first residence permits**: 3.7 million (2022)



Capacity to coordinate **common responses**

Challenges remain



An **incomplete** Schengen area



Migrant smuggling to and within Schengen



Persistent **internal border controls**



Interoperability

1

SCHENGEN:
The largest area of free movement

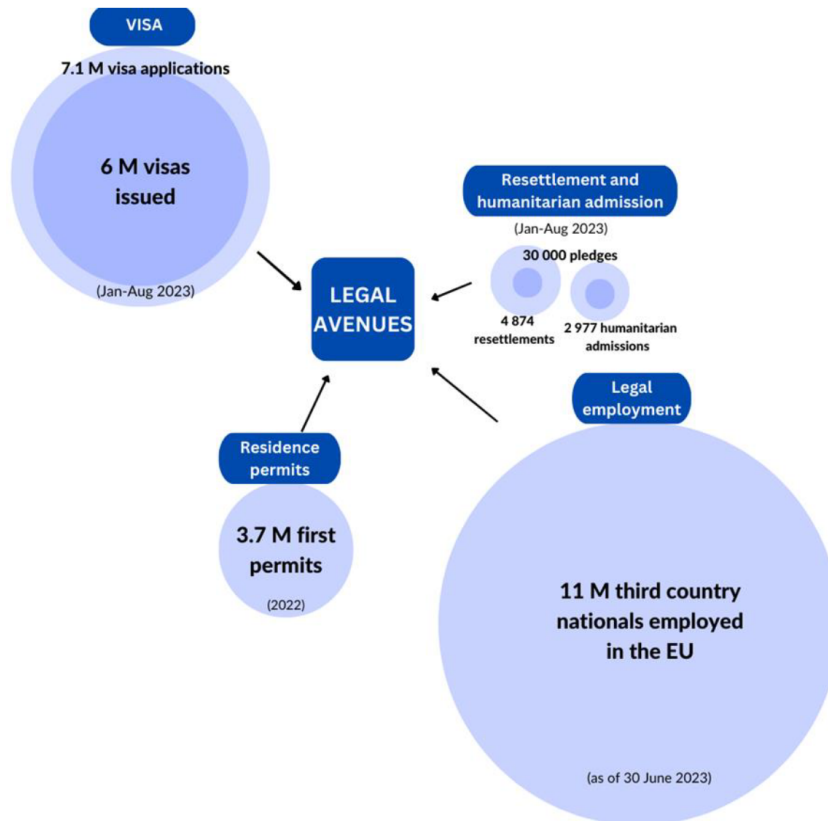
01

SCHENGEN: THE MOST VISITED DESTINATION

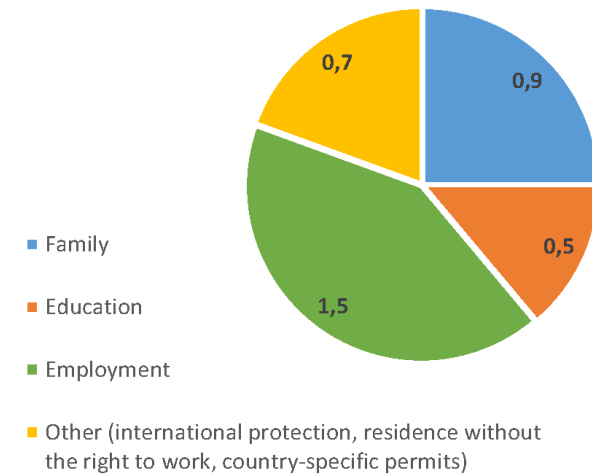
1.1

255 million regular border crossings

Jan-Aug 2023



First time residence permits issued in 2022 (in million)



SITUATION AT THE INTERNAL BORDERS



Member States with
internal borders controls



Member States involved in the
formal consultation process

Borders with long-lasting internal controls

AT → land borders with HU and SI

DE → land border with AT

DK → land borders and ports with ferry connections with DE

FR → all internal borders

SE → all internal borders

NO → ports with ferry connections to the Schengen area

Borders with recently introduced controls

SK → HU

DE → CH

CZ → SK

DE → CZ

PL → SK

DE → PL

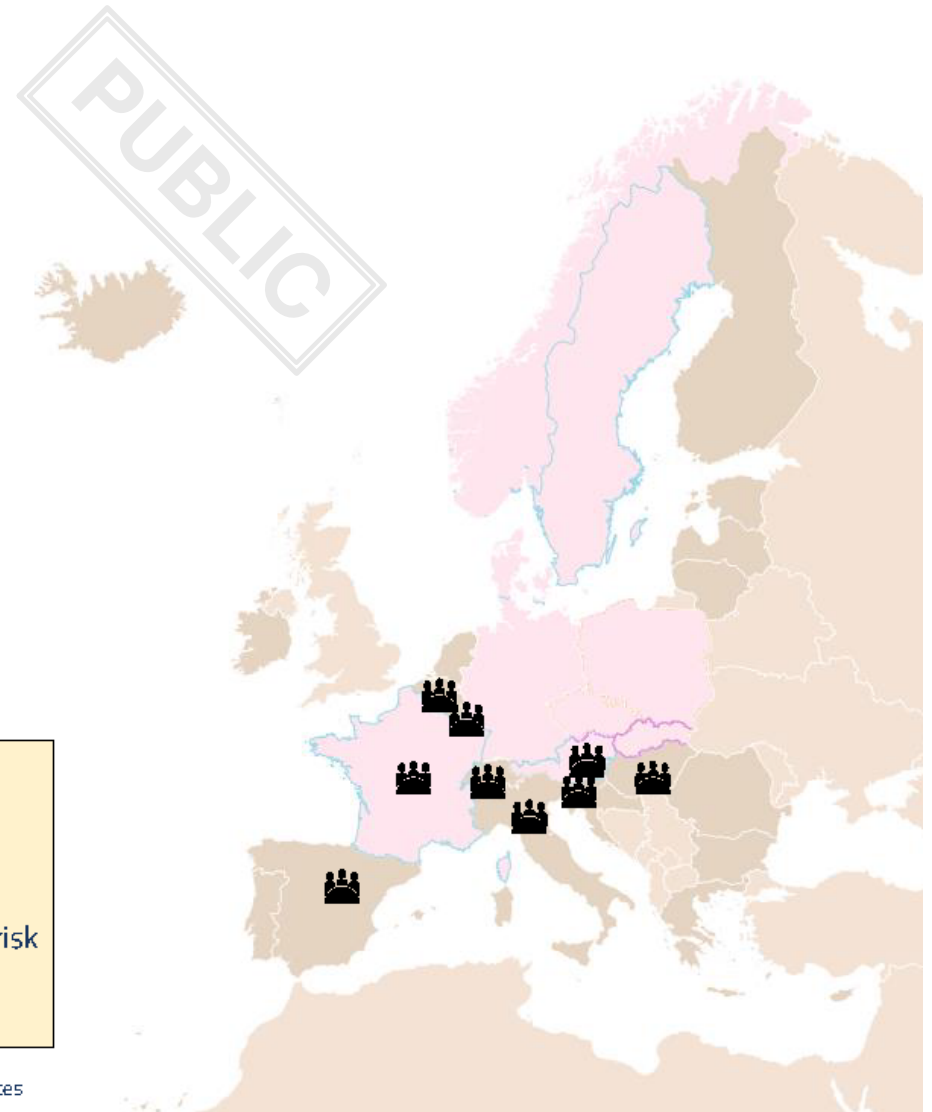
AT → SK

AT → CZ

Impact of the consultation process – main findings:

- More transparency regarding Member States' actions
- Intensified information sharing and cross-border cooperation
- Mitigate impact: flexible checks, often based on risk assessment, use of new technologies
- Well-functioning police cooperation

Source: Commission, Based on Member States' notifications and exchanges with Member States



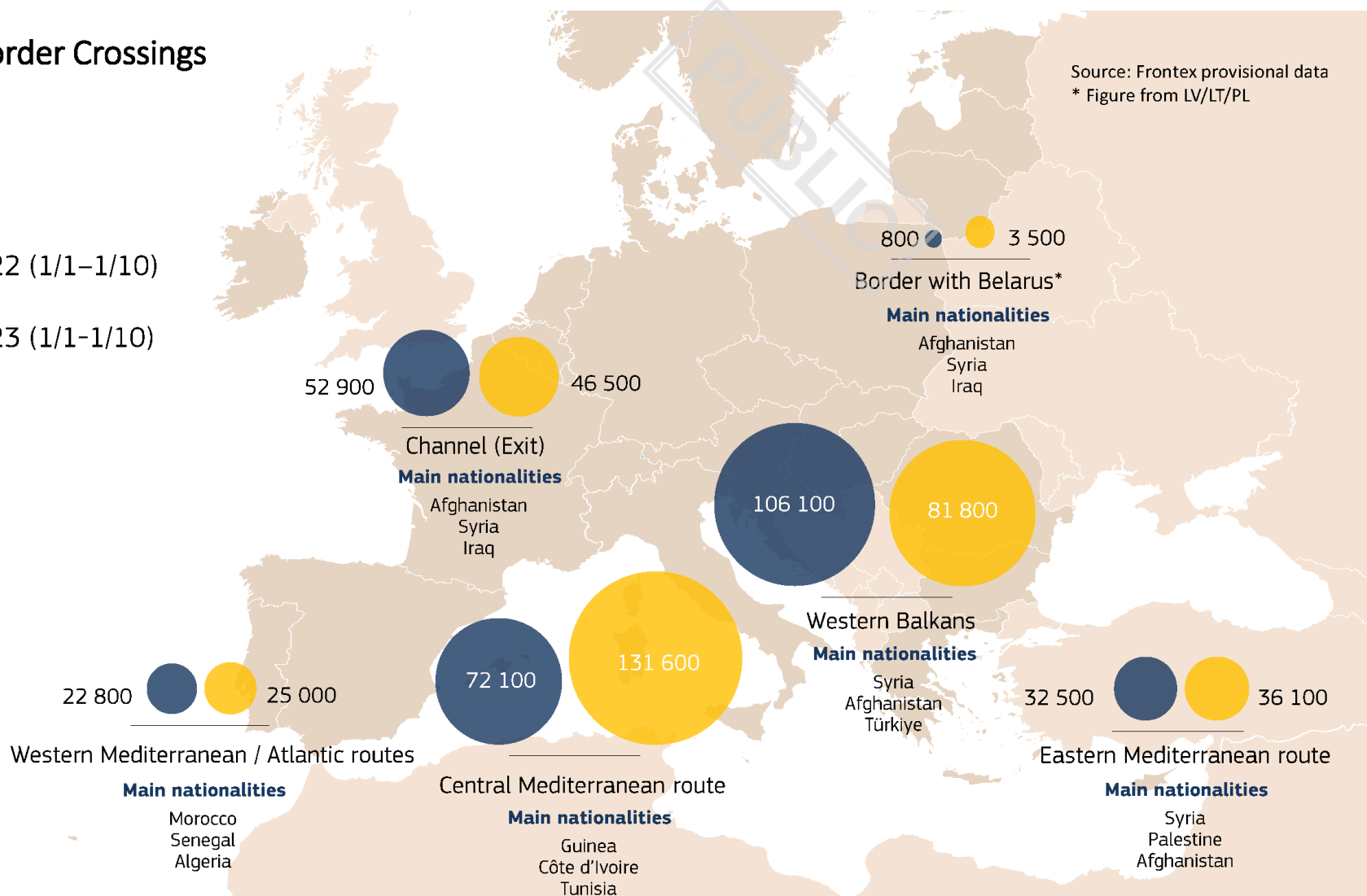
2

SITUATION AT THE EXTERNAL BORDERS: MIGRATION AND SECURITY IMPACT

PUBLIC

Illegal Border Crossings

- 2022 (1/1-1/10)
- 2023 (1/1-1/10)



02

MIGRANT SMUGGLING

2.2



So far in 2023, 2,500 persons have died or gone missing on irregular journeys to and in Europe (IOM, 2023)

The price to reach Europe

Eastern Mediterranean Route

Central Mediterranean Route

Adaptive criminal networks

Digital smuggling



Multi-faceted



Exploitation of legal loopholes

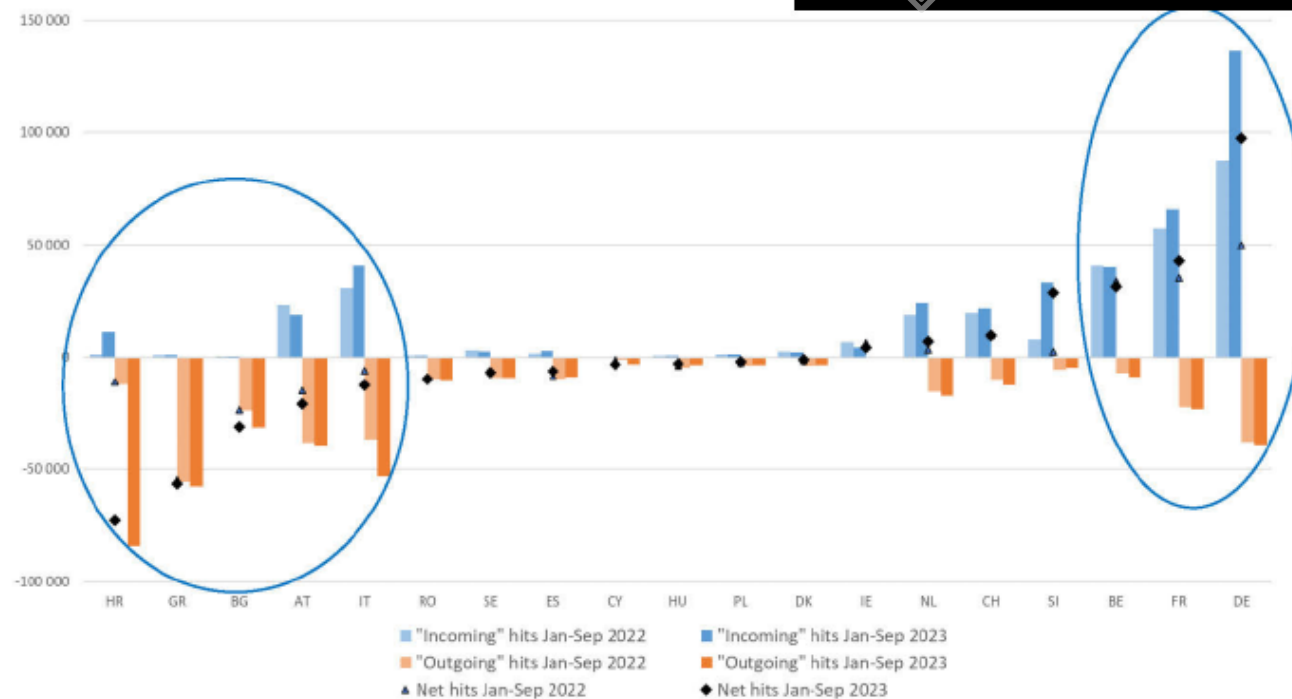
Results of recent joint efforts3646 arrests in framework of
EMPACT (2022)7000 facilitators detected by
Member States
(Jan-July 2023)9000 people detected using fraudulent
documents
(Jan-July 2023)

SECONDARY MOVEMENTS WITHIN THE EU

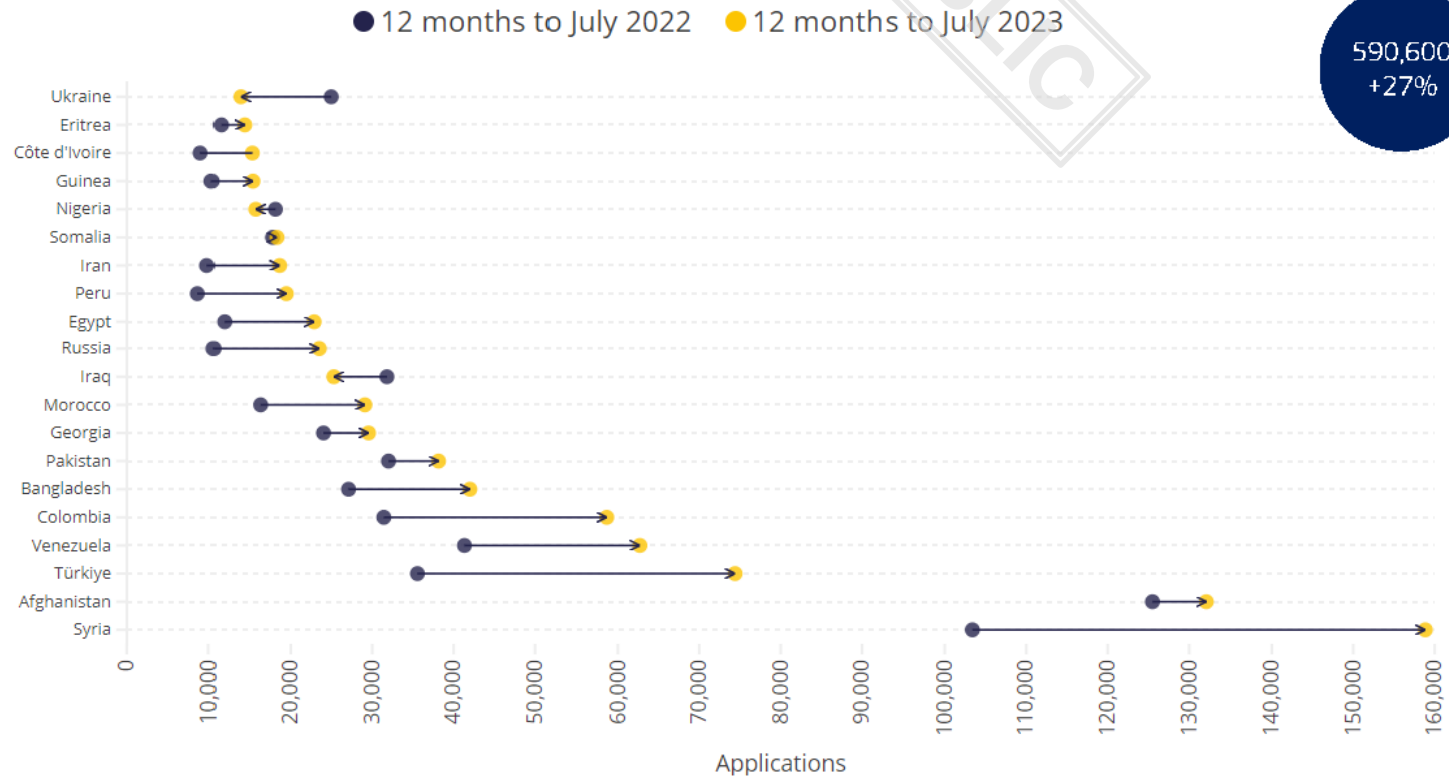
Eurodac(*) hits by Member State

Jan-Sept 2023
Comparison with same period in 2022

421 199
+33%



Source: DG HOME based on eu-LISA data – (*) Eurodac hits are directly connected to registrations carried out by Member States. Only Member States with more than 3000 incoming and/or outgoing hits are shown.




Source: EUAA, 2023

02

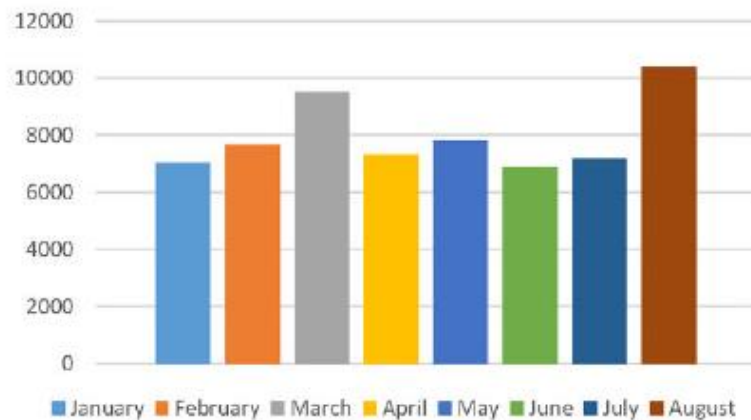
RETURNS

2.6

Return rate
(Jan-July 2023)



2023 effective returns



Source: Frontex, 2023



206 333 return alerts in the Schengen Information System



80% increase in Frontex supported flights



Team Europe efforts with priority third countries



19 out of 31 Member States are participating in the **Frontex Joint Reintegration Services**



First combined Frontex-led return operation with voluntary and forced returnees (Albania and Georgia - September 2023)

02

RETURNS

2.7

PUBLIC



Increased violence



Use of smaller ports



Highly adaptable criminal networks



European Ports Alliance



Enhanced support of the agencies



Thematic Schengen evaluation on drug trafficking



Cooperation with third countries

02

RETURNS

2.7

PUBLIC

Thank you

PUBLIC

Caveats Data provided by Frontex, EUAA, eu-LISA, Europol are provisional and therefore may differ from validated data published by Eurostat or national authorities. Discrepancies between different data sources are possible due to dissimilar definitions and collection methodologies. The figures provided in this presentation should be understood as giving an estimation of the current situation in as near to real time as possible.

- Data provided by Frontex, EUAA, eu-LISA, Europol may be incomplete for some indicators.

- © European Union 2023

- Unless otherwise noted the reuse of this presentation is authorised under the [CC BY 4.0](#) license. For any use or reproduction of elements that are not owned by the EU, permission may need to be sought directly from the respective right holders.