



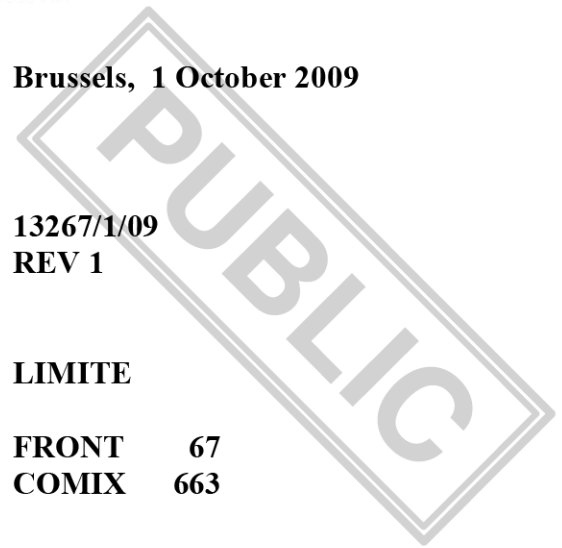
**COUNCIL OF
THE EUROPEAN UNION**

Brussels, 1 October 2009

**13267/1/09
REV 1**

LIMITE

**FRONT 67
COMIX 663**



NOTE

from : Presidency
to : Working Party on Frontiers/Mixed Committee
(EU-Iceland/Liechtenstein/Norway/Switzerland)
Strategic Committee for Immigration, Frontiers and Asylum/Mixed Committee

Subject : **Results of the data collection exercise**

Following an initiative of the Czech Presidency and discussions at the Working Party on Frontiers/Mixed Committee, the Strategic Committee for Immigration, Frontiers and Asylum/Mixed Committee concluded at its meeting of 19-20 May 2009 that a data collection exercise should take place at the external borders of the Member States from 31 August to 6 September 2009.

The aim of the exercise was the gathering of comparable data on entries and exits of different categories of travellers at different types of external borders, currently not available in all Member States, that would be useful in preparatory work within the Commission with a view to submitting in the beginning of 2010 a legislative proposal on the creation of a system of electronic recording of entry and exit data.

Following a further discussion at the meeting of the Working Party on Frontiers/Mixed Committee on 1 July 2009, instructions were given to delegations on the practical implementation of the exercise. According to those instructions, the data collected should include data on entries and exits of three different categories of travellers (EU citizens/persons enjoying the Community right of free movement, third country nationals not subject to a visa requirement and third country nationals subject to a visa requirement) at the different types of external borders (land, sea and air).

The exercise was in principle to be carried out at all border crossing points at the external borders and it was up to the Member State to choose the most appropriate method for the collection of data, based on the use of existing data collection systems or in another way.

The data collection exercise was carried out as foreseen from 31 August to 6 September 2009 and all 28 delegations have submitted the EXCEL tables with the data collected, that the Presidency has summarized in the Annex. For the sake of clarity, the figures provided by the Schengen States and the figures provided by Bulgaria, Cyprus and Romania are presented separately.

The total number of entries and exits registered for the Schengen States during the one week exercise was 12 651 788. These represented, 9 089 304 EU citizen/persons enjoying the Community right of free movement, 2 127 674 third country nationals not subject to a visa requirement and 1 434 810 third country nationals subject to a visa requirement. At the different types of borders entries and exits were in total 1 095 949 at sea borders, 5 037 883 at land borders and 6 517 956 at air borders.

Figures in the Annex also indicate the results per Member State.

The above results were presented at the Working Party on Frontiers/Mixed Committee on 23 September 2009 and will be presented to the Strategic Committee for Immigration, Frontiers and Asylum/Mixed Committee for information at its meeting of 9 October 2009.

The result is also forwarded to the Commission for its preparatory work with a view to submitting in the beginning of 2010 a legislative proposal on the creation of a system of electronic recording of entry and exit data.

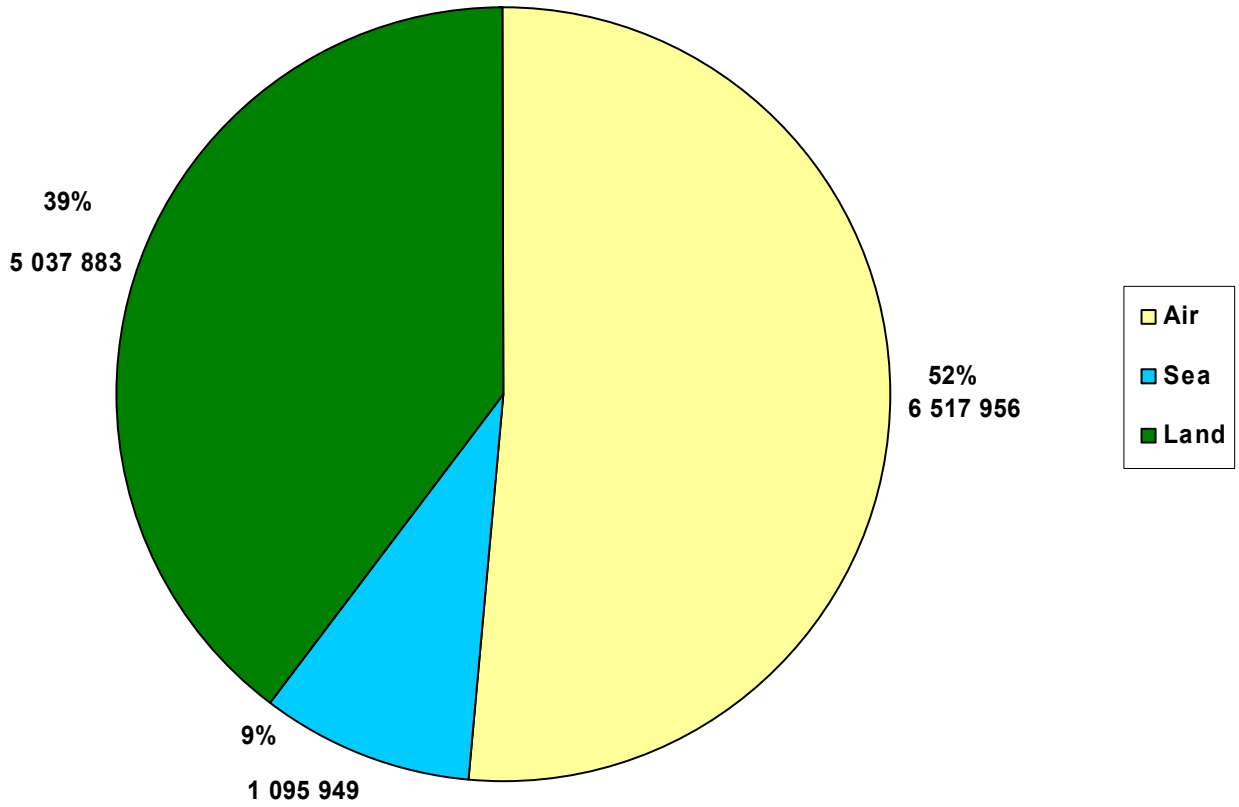
	AIR						Total
	Entry			Exit			Air
	EU	Non VISA	VISA	EU	Non VISA	VISA	
Austria	81 096	17 781	11 671	64 799	16 134	9 109	200 590
Belgium	78 372	14 295	15 432	68 132	10 028	8 955	195 214
Czech Republic	43 531	9 100	11 365	42 386	7 442	9 121	122 945
Denmark	40 764	9 924	4 894	52 139	8 454	3 354	119 529
Estonia	2 745	78	126	2 532	87	141	5 709
Finland	17 662	5 128	4 042	19 497	4 703	2 901	53 933
France	405 109	91 773	64 266	340 832	77 555	43 853	1 023 388
Germany	343 836	106 716	106 242	296 300	91 998	69 345	1 014 437
Greece	216 316	33 475	19 745	213 467	34 135	19 473	536 611
Hungary	20 347	4 002	3 294	18 706	3 313	2 588	52 250
Iceland	4 348	2 658	92	5 223	3 318	148	15 787
Italy	94 293	23 353	17 517	58 347	19 087	11 917	224 514
Latvia	12 946	1 850	911	12 096	1 660	1 118	30 581
Lithuania	3 899	44	300	4 352	250	267	9 112
Luxembourg	4 000	111	51	4 220	183	62	8 627
Malta	15 255	864	793	16 729	865	978	35 484
Netherlands	265 066	45 454	30 906	413 315	46 139	29 766	830 646
Norway	20 838	2 298	1 628	24 042	2 167	1 452	52 425
Poland	97 900	4 493	2 460	102 379	5 496	1 931	214 659
Portugal	50 208	11 436	5 558	44 584	11 269	3 840	126 895
Slovakia	14 316	405	108	11 946	262	54	27 091
Slovenia	7 522	1 219	2 597	6 253	955	1 908	20 454
Spain	661 325	29 184	36 080	661 387	24 609	31 290	1 443 875
Sweden	43 177	4 165	4 436	45 416	4 560	3 542	105 296
Switzerland	75 048	35 143	18 639	75 249	29 075	15 340	248 494
Total	2 538 823	437 168	351 482	2 539 529	387 610	263 344	6 517 956
Total entry AIR	3 327 473						
Total exit AIR	3 190 483						

	SEA						Total
	Entry			Exit			Sea
	EU	Non VISA	VISA	EU	Non VISA	VISA	
Austria	0	0	0	0	0	0	0
Belgium	5 036	94	321	6 128	96	363	12 038
Czech Republic	0	0	0	0	0	0	0
Denmark	937	12	11	1 881	20	26	2 887
Estonia	266	287	137	262	300	230	1 482
Finland	582	15	45	461	19	23	1 145
France	174 848	18 948	2 148	236 231	9 771	2 581	444 527
Germany	15 615	1 019	9 542	12 813	658	7 376	47 023
Greece	48 343	12 249	3 228	49 695	12 439	3 833	129 787
Hungary	0	0	0	0	0	0	0
Iceland	0	0	0	0	0	0	0
Italy	23 574	5 012	3 826	10 417	1 077	1 714	45 620
Latvia	449	464	322	424	544	307	2 510
Lithuania	218	496	0	495	504	0	1 713
Luxembourg	0	0	0	0	0	0	0
Malta	315	43	138	42	20	111	669
Netherlands	25 176	5 334	1 060	27 358	7 196	1 084	67 208
Norway	0	0	0	0	0	0	0
Poland	722	751	121	865	839	137	3 435
Portugal	5 756	623	1 567	4 418	504	1 477	14 345
Slovakia	0	0	0	0	0	0	0
Slovenia	564	439	70	1 083	902	95	3 153
Spain	135 830	63 919	7 459	67 934	24 199	10 226	309 567
Sweden	2 121	653	729	2 198	2 422	717	8 840
Switzerland	0	0	0	0	0	0	0
Total	440 352	110 358	30 724	422 705	61 510	30 300	1 095 949
Total entry SEA	581 434						
Total exit SEA	514 515						

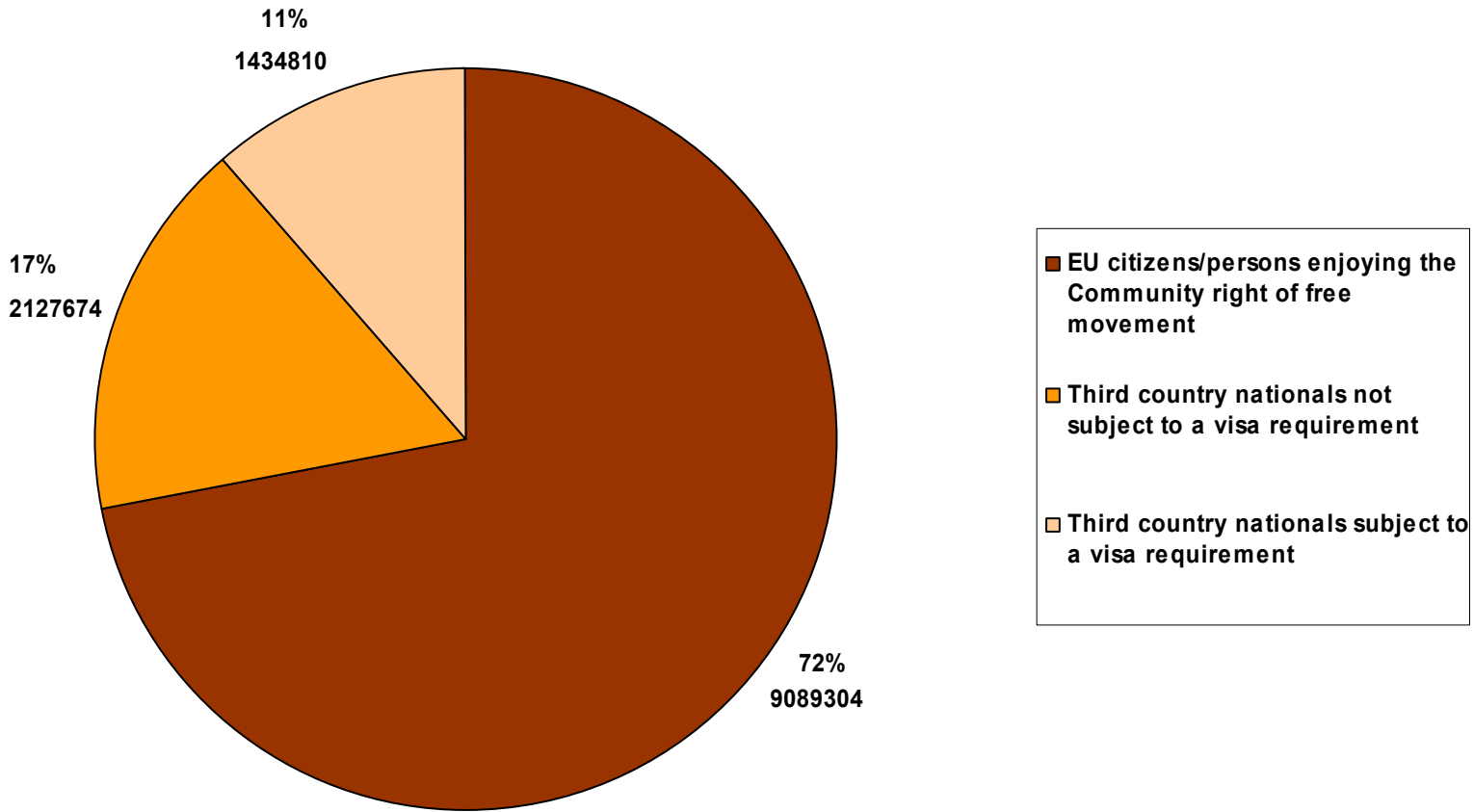
	LAND						Total
	Entry			Exit			Land
	EU	Non VISA	VISA	EU	Non VISA	VISA	
Austria	0	0	0	0	0	0	0
Belgium	0	0	0	21 686	2 301	848	24 835
Czech Republic	0	0	0	0	0	0	0
Denmark	0	0	0	0	0	0	0
Estonia	39 640	755	4 515	38 051	841	5 030	88 832
Finland	21 050	528	46 441	21 733	514	45 606	135 872
France	150 853	15 678	3 170	186 855	13 087	3 855	373 498
Germany	0	0	0	0	0		0
Greece	126 563	25 854	42 206	129 486	16 612	34 702	375 423
Hungary	331 415	27 229	75 445	247 051	22 208	41 033	744 381
Iceland	0	0	0	0	0	0	0
Italy	0	0	0	0	0	0	0
Latvia	21 543	124	4 862	20 397	112	5 609	52 647
Lithuania	26 992	1 502	33 921	24 642	1 413	32 472	120 942
Luxembourg	0	0	0	0	0	0	0
Malta	0	0	0	0	0	0	0
Netherlands	0	0	0	0	0	0	0
Norway	255	154	637	257	199	672	2 174
Poland	87 310	1 266	118 474	83 852	1 264	112 190	404 356
Portugal	0	0	0	0	0	0	0
Slovakia	18 075	440	3 777	15 895	477	2 471	41 135
Slovenia	393 473	187 379	78 480	324 828	161 713	51 867	1 197 740
Spain	400 584	324 724	5 629	415 409	324 654	5 048	1 476 048
Sweden	0	0	0	0	0	0	0
Switzerland	0	0	0	0	0	0	0
Total	1 617 753	585 633	417 557	1 530 142	545 395	341 403	5 037 883
Total entry LAND	2 620 943						
Total exit LAND	2 416 940						

	Passenger category						Total			Total		
	EU		Non VISA		VISA		Passenger category					
	Entry EU	Exit EU	Entry Non VISA	Exit non VISA	Entry VISA	Exit VISA	EU	Non VISA	VISA	Entry	Exit	Total
Austria	81 096	64 799	17 781	16 134	11 671	9 109	145 895	33 915	20 780	110 548	90 042	200 590
Belgium	83 408	95 946	14 389	12 425	15 753	10 166	179 354	26 814	25 919	113 550	118 537	232 087
Czech Republic	43 531	42 386	9 100	7 442	11 365	9 121	85 917	16 542	20 486	63 996	58 949	122 945
Denmark	41 701	54 020	9 936	8 474	4 905	3 380	95 721	18 410	8 285	56 542	65 874	122 416
Estonia	42 651	40 845	1 120	1 228	4 778	5 401	83 496	2 348	10 179	48 549	47 474	96 023
Finland	39 294	41 691	5 671	5 236	50 528	48 530	80 985	10 907	99 058	95 493	95 457	190 950
France	730 810	763 918	126 399	100 413	69 584	50 289	1 494 728	226 812	119 873	926 793	914 620	1 841 413
Germany	359 451	309 113	107 735	92 656	115 784	76 721	668 564	200 391	192 505	582 970	478 490	1 061 460
Greece	391 222	392 648	71 578	63 186	65 179	58 008	783 870	134 764	123 187	527 979	513 842	1 041 821
Hungary	351 762	265 757	31 231	25 521	78 739	43 621	617 519	56 752	122 360	461 732	334 899	796 631
Iceland	4 348	5 223	2 658	3 318	92	148	9 571	5 976	240	7 098	8 689	15 787
Italy	117 867	68 764	28 365	20 164	21 343	13 631	186 631	48 529	34 974	167 575	102 559	270 134
Latvia	34 938	32 917	2 438	2 316	6 095	7 034	67 855	4 754	13 129	43 471	42 267	85 738
Lithuania	31 109	29 489	2 042	2 167	34 221	32 739	60 598	4 209	66 960	67 372	64 395	131 767
Luxembourg	4 000	4 220	111	183	51	62	8 220	294	113	4 162	4 465	8 627
Malta	15 570	16 771	907	885	931	1 089	32 341	1 792	2 020	17 408	18 745	36 153
Netherlands	290 242	440 673	50 788	53 335	31 966	30 850	730 915	104 123	62 816	372 996	524 858	897 854
Norway	21 093	24 299	2 452	2 366	2 265	2 124	45 392	4 818	4 389	25 810	28 789	54 599
Poland	185 932	187 096	6 510	7 599	121 055	114 258	373 028	14 109	235 313	313 497	308 953	622 450
Portugal	55 964	49 002	12 059	11 773	7 125	5 317	104 966	23 832	12 442	75 148	66 092	141 240
Slovakia	32 391	27 841	845	739	3 885	2 525	60 232	1 584	6 410	37 121	31 105	68 226
Slovenia	401 559	332 164	189 037	163 570	81 147	53 870	733 723	352 607	135 017	671 743	549 604	1 221 347
Spain	1 197 739	1 144 730	417 827	373 462	49 168	46 564	2 342 469	791 289	95 732	1 664 734	1 564 756	3 229 490
Sweden	45 298	47 614	4 818	6 982	5 165	4 259	92 912	11 800	9 424	55 281	58 855	114 136
Switzerland	75 048	75 249	35 143	29 075	18 639	15 340	150 297	64 218	33 979	128 830	119 664	248 494
Total	4 596 928	4 492 376	1 133 159	994 515	799 763	635 047	9 089 304	2 127 674	1 434 810	6 529 850	6 121 938	
Total entry/exit	12 651 788											12 651 788

Type of BCP - Entry and Exit



Passenger category - Entry and Exit



	AIR						Total		
	Entry			Exit					
	EU	Non VISA	VISA	EU	Non VISA	VISA	Air		
Bulgaria	79 034	5 448	11 407	96 899	5 943	16 206	214 937		
Romania	78 238	6 037	1 146	79 597	5 790	1 071	171 879		
Cyprus	109 944	1 532	18 863	108 887	1 313	9 402	249 941		
	SEA						Total		
	Entry			Exit					
	EU	Non VISA	VISA	EU	Non VISA	VISA	Sea		
Bulgaria	1 351	106	2 284	1 329	2	2 532	7 604		
Romania	565	782	8	529	661	2	2 547		
Cyprus	2 558	39	315	2 484	51	281	5 728		
	LAND						Total		
	Entry			Exit					
	EU	Non VISA	VISA	EU	Non VISA	VISA	Land		
Bulgaria	213 298	2 454	43 172	206 926	2 461	32 473	500 784		
Romania	187 722	3 410	17 353	224 496	1 554	25 154	459 689		
Cyprus	0	0	0	0	0	0	0		
	Passenger category						Total		
	EU		Non VISA		VISA		Passenger category		
	Entry EU	Exit EU	Entry Non VISA	Exit non VISA	Entry VISA	Exit VISA	EU	Non VISA	VISA
Bulgaria	293 683	305 154	8 008	8 406	56 863	51 211	598 837	16 414	108 074
Romania	266 525	304 622	10 229	8 005	18 507	26 227	571 147	18 234	44 734
Cyprus	112 502	111 371	1 571	1 364	19 178	9 683	223 873	2 935	28 861
	Total								
	Entry	Exit	Total						
	Bulgaria	358 554	364 771	723 325					
Romania	295 261	338 854	634 115						
Cyprus	133 251	122 418	255 669						