



Council of the
European Union

**Brussels, 12 September 2022
(OR. en)**

12283/22

**AGRI 422
AGRIFIN 95**

COVER NOTE

From:	Secretary-General of the European Commission, signed by Ms Martine DEPREZ, Director
date of receipt:	9 September 2022
To:	General Secretariat of the Council
No. Cion doc.:	COM(2022) 447 final
Subject:	REPORT FROM THE COMMISSION TO THE EUROPEAN PARLIAMENT AND THE COUNCIL 15th FINANCIAL REPORT FROM THE COMMISSION TO THE EUROPEAN PARLIAMENT AND THE COUNCIL ON THE EUROPEAN AGRICULTURAL FUND FOR RURAL DEVELOPMENT (EAFRD) 2021 FINANCIAL YEAR

Delegations will find attached document COM(2022) 447 final.

Encl.: COM(2022) 447 final



EUROPEAN
COMMISSION

Brussels, 9.9.2022
COM(2022) 447 final

**REPORT FROM THE COMMISSION TO THE EUROPEAN PARLIAMENT AND
THE COUNCIL**

**15th FINANCIAL REPORT FROM THE COMMISSION TO THE EUROPEAN
PARLIAMENT AND THE COUNCIL ON THE EUROPEAN AGRICULTURAL
FUND FOR RURAL DEVELOPMENT (EAFRD)**

2021 FINANCIAL YEAR

Contents

1.	BUDGET PROCEDURE	2
1.1.	Financial framework.....	2
1.2.	Draft Budget 2021	3
1.3.	The adoption of the 2021 Budget	4
1.4.	The adoption of the Amending Budgets.....	5
2.	MANAGEMENT OF APPROPRIATIONS.....	6
2.1.	Management of commitment appropriations	6
2.1.1.	<i>EAFRD and EURI rural development programmes</i>	<i>6</i>
2.1.2.	<i>Technical assistance.....</i>	<i>6</i>
2.2.	Management of payment appropriations.....	7
2.2.1.	<i>EAFRD and EURI rural development programmes</i>	<i>7</i>
2.2.2.	<i>Technical assistance.....</i>	<i>8</i>
3.	IMPLEMENTATION OF THE 2021 BUDGET.....	9
3.1.	Implementation of commitment appropriations	9
3.1.1.	<i>EAFRD and EURI rural development programmes</i>	<i>9</i>
3.1.2.	<i>Technical assistance.....</i>	<i>11</i>
3.2.	Implementation of payment appropriations.....	12
3.2.1.	<i>EAFRD and EURI rural development programmes</i>	<i>12</i>
3.2.2.	<i>Technical assistance.....</i>	<i>18</i>
3.3.	Analysis of expenditure declared by measure	19
3.4.	Implementation of EAFRD and EURI programmes	23

1. BUDGET PROCEDURE

1.1. Financial framework

Rural development expenditure in 2021 is funded within the multiannual financial framework (MFF) 2021-2027. The financial framework is provided by Council Regulation (EU) No 2020/2093¹. Additional resources stemming from the European Union Recovery Instrument (EURI)² have also been made available for years 2021 and 2022 to address the impact of the COVID-19 crisis and the consequences for the Union agricultural sector and rural areas.

The allocation for rural development and the allocation for market related expenditure and direct payments after the annual technical adjustment of the MFF are presented in table 1.

Table 1 – Financial framework 2021-2027

HEADING 3	In million EUR; current prices						
Natural Resources and Environment related to the CAP	2021 ^{a)}	2022 ^{b)}	2023 ^{c)}	2024	2025	2026	2027
TOTAL	55 713.0	53 365.9	53 626.9	53 757.9	53 890.9	54 021.9	54 155.9
of which :							
Market related expenditure and direct aids	40 368.0	40 638.2	40 692.2	41 649.0	41 782.0	41 913.0	42 047.0
Rural development	15 345.0	12 727.7	12 934.7	12 108.9	12 108.9	12 108.9	12 108.9
Additional resources from the European Union Recovery Instrument (EURI) (external assigned revenue)	2 387.7	5 682.8					

a) After net transfer of EUR 557.0 million between EAGF and EAFRD for the financial year 2021

b) After net transfer of EUR 618.8 million between EAGF and EAFRD for the financial year 2022

c) After net transfer of EUR 825.8 million between EAGF and EAFRD for the financial year 2023

¹ Council Regulation (EU, Euratom) 2020/2093 of 17 December 2020 laying down the multiannual financial framework for the years 2021 to 2027
OJ L 433I , 22.12.2020, p. 11–22

² Council Regulation (EU) 2020/2094 of 14 December 2020 establishing a European Union Recovery Instrument to support the recovery in the aftermath of the COVID-19 crisis, OJ L 433I , 22.12.2020, p. 23

Since the legislative procedure regarding the Commission's legislative proposals on CAP beyond 2020 could not be concluded on time, a transitional regulation³ has been adopted extending Regulation (EU) No 1305/2013 up to 2022 in order to avoid disruption of support to farmers and other CAP beneficiaries. The transitional regulation extended most of the CAP rules that were in place during the 2014-2020 period and the EAFRD allocation for the years 2021 and 2022 were added (following the 'old rules – new money' principle). This ensured a smooth transition to the future framework of the CAP strategic plans. It also included the reinforcement by an additional EUR 8 070.5 million (in current prices) from the EURI for the period 2021-2022 in the form of external assigned revenue.

1.2. Draft Budget 2021

The initial draft budget for the financial year 2021 was adopted and presented by the Commission to the Budgetary Authority on 27 July 2020. It included EUR 15 002.9 million in commitment appropriations and EUR 14 715.1 million in payment appropriations for the European Agricultural Fund for Rural Development (EAFRD) 2014-2022 programming period. The Council adopted its position on the original draft budget on 7 September 2020. The European Parliament's amendments on the Council's position on the original draft budget were adopted by the European Parliament on 12 November 2020.

On 13 November 2020 the Commission presented the Letter of Amendment No 1/2021 to the draft budget. This Letter of Amendment included for the EAFRD :

- the agreement reached between the Council and the European Parliament for a two-year transitional period, including the implementation of Next Generation EU as of 2021;
- the revised amounts for the transfers between the EAGF and EAFRD following the notifications received from Member States, and
- the financial impact of the decision of the co-legislators for a lump-sum exceptional support that Member States can provide to farmers in response to COVID-19

This led to an increase in commitments to EUR 15 345 million and in payments to EUR 15 022.2 million compared to the draft budget. An amount of EUR 2 387.7 million in commitment appropriations from European Union Recovery Instrument (EURI) was included in the form of external assigned revenue. As in previous years, the Conciliation Committee had to be convened. However, it was not in a position to agree on a joint text within the conciliation period of 21 days.

³ Regulation (EU) 2020/2220 of the European Parliament and of the Council of 23 December 2020 laying down certain transitional provisions for support from the European Agricultural Fund for Rural Development (EAFRD) and from the European Agricultural Guarantee Fund (EAGF) in the years 2021 and 2022 and amending Regulations (EU) No 1305/2013, (EU) No 1306/2013 and (EU) No 1307/2013 as regards resources and application in the years 2021 and 2022 and Regulation (EU) No 1308/2013 as regards resources and the distribution of such support in respect of the years 2021 and 2022; OJ L 437, 28.12.2020, p. 1–29

In the absence of formal agreement in the Conciliation Committee, in accordance with Article 314(8) of the TFEU, the Commission submitted on 10 December a second draft budget for 2021. The Council and the European Parliament approved the text respectively on 14 December and 18 December 2020.

1.3. The adoption of the 2021 Budget

The 2021 Budget adopted on 18 December 2020 was, as regards the EAFRD, equal to the Commission's second draft budget both in commitment and payment appropriations.

Table 2

Adopted Budget 2021		
Budget Item	Commitment appropriations (in EUR)	Payment appropriations (in EUR)
EAFRD 2014-2022		
08.030102 Rural Development types of interventions - 2014-2022 programmes	15 308 020 100	14 996 000 000
08.010200 Support expenditure for the "European Agricultural Fund for Rural Development (EAFRD)	1 850 000	1 850 000
08.0302 EAFRD – Operational technical assistance	35 119 860	17 153 750
08.039902 Completion of the "European Agricultural Fund for Rural Development (EAFRD) - Operational technical assistance" (prior to 2021) assistance	0	7 196 250
EURI 2021-2022 (External Assigned Revenue)		
08.030103 Rural development types of interventions financed from the European Union Recovery Instrument (EURI)	2 381 748 705	595 437 176
08.0303 EAFRD – Operational technical assistance financed from the European Union Recovery Instrument (EURI)	5 969 295	1 492 324

1.4. The adoption of the Amending Budgets

The Amending Budget No 6/2021⁴ decreased the payment appropriations for EAFRD rural development programmes by EUR 450 million. This was in addition to the EUR 219.83 million that were made available through the global transfer (EUR 167 million) and the end-of-year transfer (EUR 52.83 million).

Table 3

Budget 2021 after the Amendments		
Budget Item	Commitment appropriations (in EUR)	Payment appropriations (in EUR)
EAFRD 2014-2022		
08.030102 (Rural Development types of interventions - 2014-2022 programmes)	15 308 020 100	14 546 000 000
08.0102 (Support expenditure for the "European Agricultural Fund for Rural Development (EAFRD))	1 850 000	1 850 000
08.030200 (EAFRD – Operational technical assistance)	35 119 860	17 153 750
08.039902 (Completion of the "European Agricultural Fund for Rural Development (EAFRD) - Operational technical assistance" (prior to 2021) assistance)	0	7 196 250
EURI 2021-2022 (External Assigned Revenue)		
08.030103 Rural development types of interventions financed from the European Union Recovery Instrument (EURI)	2 381 748 705	595 437 176
08.0303 EAFRD – Operational technical assistance financed from the European Union Recovery Instrument (EURI)	5 969 295	1 492 324

⁴ Official Journal L 460/9: Definitive adoption (EU, Euratom) 2021/2221 of Amending budget No 6 of the European Union for the financial year 2021

2. MANAGEMENT OF APPROPRIATIONS

2.1. Management of commitment appropriations

2.1.1. EAFRD and EURI rural development programmes

As regards commitment appropriations for the EAFRD rural development programmes, the 2021 voted budget amounted to EUR 15 308 million. On top of this, the EAFRD benefited from EURI in the form of external assigned revenue, for an amount of EUR 2 382 million for rural development types of interventions. All in all, total commitment appropriations for the EAFRD in 2021 amounted to EUR 17 690 million.

Table 4

Management of commitments appropriations in 2021 (in EUR)	
EAFRD (2014-2022)	
Budget Item - 08.030102	
Appropriations at the beginning of 2021	15 308 020 100
Appropriations available in 2021	15 308 020 100
Appropriations used in 2021	15 308 020 100
EURI (2021-2022)	
Budget Item - 08.030103	
Appropriations at the beginning of 2021	2 381 748 705
Appropriations available in 2021	2 381 748 705
Appropriations used in 2021	2 365 670 558

2.1.2. Technical assistance

Article 51(1) of Regulation (EU) No 1305/2013 provides that the EAFRD may use up to 0.25% of its annual allocation to finance technical assistance actions at the initiative of the Commission. In the 2021 budget, the initial amount available for this purpose was EUR 1.8 million for non-operational technical assistance, EUR 35.1 million for operational technical assistance and EUR 6.0 million for operational technical assistance financed from EURI.

2.2. Management of payment appropriations

2.2.1. EAFRD and EURI rural development programmes

For the EAFRD rural development programmes 2014-2022, the payment appropriations of the voted budget 2021 amounted to EUR 14 996 million. In addition, the available assigned revenue transferred from the previous year amounted to EUR 240 million and the assigned revenue collected during the year amounted to EUR 162 million. The assigned revenue related to both 2014-2022 EAFRD and pre-2014 EAFRD programmes. The payment appropriations were decreased by the Amending Budget No 6/2021 in the amount of EUR 450 million, by the Global transfer in the amount of EUR 167 million and by the end-of-the year transfer for an amount of EUR 52.8 million. Taking into account all transfers and assigned revenue, the total amount of payment appropriations available in 2021 amounted to EUR 14 728 million. In total, EUR 14 566 million of payment appropriations were used and the remaining EUR 162 million of assigned revenue were automatically carried over from 2021 to 2022.

As regards the payment appropriations for rural development types of interventions financed from EURI, the total amount forecasted in B2021 was EUR 595 million. Out of it EUR 65.5 million were consumed in 2021.

Table 5

Management of payment appropriations in 2021 (in EUR)	
EAFRD (2014-2022) Budget Item - 08.030102	
Appropriations at the beginning of 2021	14 996 000 000
Amending Budget No 6/2021	-450 000 000
Global transfer	-167 000 000
End-of-the year transfer	-52 830 000
Assigned revenue carried over from 2020	240 278 320
Assigned revenue collected in 2021	161 580 418
Appropriations available in 2021	14 728 028 738
Appropriations used in 2021	14 566 447 176
EURI Budget Item - 08.030103	
Appropriations at the beginning of 2021	595 437 176
Appropriations available in 2021	595 437 176
Appropriations used in 2021	65 479 075

2.2.2. *Technical assistance*

As regards the EAFRD technical assistance at the initiative of the Commission, total payment appropriations in the 2021 budget included EUR 1.8 million for non-operational technical assistance, EUR 24.4 million for operational technical assistance and EUR 1.5 million for operational technical assistance financed from EURI. Out of this, EUR 1.8 million for non-operational technical assistance and EUR 17 million for operational technical assistance were consumed. No payment for the operational technical assistance financed from EURI took place in 2021.

3. IMPLEMENTATION OF THE 2021 BUDGET

3.1. Implementation of commitment appropriations

3.1.1. EAFRD and EURI rural development programmes

Table 6 shows, per Member State, the allocation established by Regulation (EU) No 1305/2013 as last amended by Regulation (EU) 2021/399⁵ to reflect the transfers between the pillars, as well as the amounts committed in 2021.

Table 6

<i>Envelopes for 2021 vs. amounts committed by the end of 2021</i>				
EAFRD (2014-2022)			EURI (2021-2022)	
Budget item: 08.030102 (in EUR)			Budget item: 08.030103 (in EUR)	
MS	2021 Allocation	Amounts committed in 2021	2021 Allocation	Amounts committed in 2021
BE	101 120 350	101 120 350	14 246 948	14 246 948
BG	276 362 304	276 362 304	59 744 633	59 744 633
CZ	317 532 230	317 532 230	54 879 960	54 879 960
DK*	155 064 249	155 064 249	0	0
DE	1 635 145 136	1 635 145 136	209 940 765	209 940 765
EE	107 500 074	107 500 074	18 636 494	18 636 494
IE	380 591 206	380 591 206	56 130 739	56 130 739
GR	776 736 956	776 736 956	108 072 886	108 072 886
ES	1 320 014 366	1 320 014 366	212 332 550	212 332 550
FR	2 342 357 917	2 342 357 917	256 456 603	256 456 603
HR	320 884 794	320 884 794	59 666 188	59 666 188
IT	1 654 587 531	1 654 587 531	269 404 179	269 404 179
CY	29 029 670	29 029 670	3 390 542	3 390 542
LV	143 740 636	143 740 636	24 878 226	24 878 226
LT	238 747 895	238 747 895	41 393 810	41 393 810
LU	13 190 338	13 190 338	2 606 635	2 606 635
HU	476 870 229	476 870 229	88 267 157	88 267 157
MT	23 852 009	23 852 009	2 588 898	2 588 898
NL	161 088 781	161 088 781	15 513 719	15 513 719
AT	635 078 708	635 078 708	101 896 221	101 896 221
PL	1 297 822 020	1 297 822 020	279 494 858	279 494 858
PT	575 185 863	575 185 863	104 599 747	104 599 747

⁵ Commission Delegated Regulation (EU) 2021/399 of 19 January 2021 amending Annex I to Regulation (EU) No 1305/2013 of the European Parliament and of the Council as regards the amounts of Union support for rural development in the year 2021, OJ L 79, 8.3.2021, p. 1–3

RO	1 181 006 852	1 181 006 852	204 761 482	204 761 482
SI	134 545 025	134 545 025	21 684 662	21 684 662
SK	318 199 138	318 199 138	48 286 370	48 286 370
FI	432 995 097	432 995 097	61 931 116	61 931 116
SE	258 770 726	258 770 726	44 865 170	44 865 170
Total	15 308 020 100	15 308 020 100	2 365 670 558	2 365 670 558

* According to Decision C(2022)464 of 21/01/2022 DK has programmed all EURI amounts in 2022.

3.1.2. Technical assistance

The amount of commitment appropriations for operational technical assistance in the budget 2021 was EUR 35.1 million for EAFRD 2014-2022 rural development programmes and EUR 6 million for EURI. Table 7 shows the consumption of the commitment appropriations available for operational technical assistance in 2021 which reached EUR 29.1 million. A quarter of the committed amount relates to the European Network for Rural Development and information technology. No commitments from EURI has been used in 2021. These have been automatically carried over to 2022 as external assigned revenue.

Table 7

Technical assistance – Implementation of commitment appropriations	
Budget Item: 08.030200 <i>(in EUR)</i>	
Description	Amount committed
European Network for Rural Development	7 388 711
Information technology	6 686 051
Technical Advisory Platform for Financial Instruments	6 200 000
Corporate Communication	3 191 000
European Innovation Partnership	2 880 690
European Evaluation Network	1 508 887
Audit and Controls	658 190
Organic agriculture database	480 000
Other	150 000
Total	29 143 530

3.2. Implementation of payment appropriations

3.2.1. EAFRD and EURI rural development programmes

For the EAFRD programming period 2014-2022, EUR 14 566.4 million of the payment appropriations were implemented out of EUR 14 728,0 million available. For the EURI 2021-2022, EUR 65.5 million of the payment appropriations were implemented out of EUR 595.4 million foreseen. Table 8a, 8b and 8c respectively show the breakdown of payments made in 2021 by declaration period for EAFRD, for EURI and cumulated for both.

Table 8a

<i>Payments in 2021 for <u>EAFRD 2014-2022</u> rural development programmes (in million EUR)</i>	
Pre-financing 2014-2022	0
Reimbursement of payment claims prior to Q4 2020	3 723 578
Reimbursement of payment claims Q4 2020	6 428 277 135
Reimbursement of payment claims Q1 2021	2 915 035 248
Reimbursement of payment claims Q2 2021	2 959 735 315
Reimbursement of payment claims Q3 2021	2 259 675 901
Total 2021	14 566 447 176

Table 8b

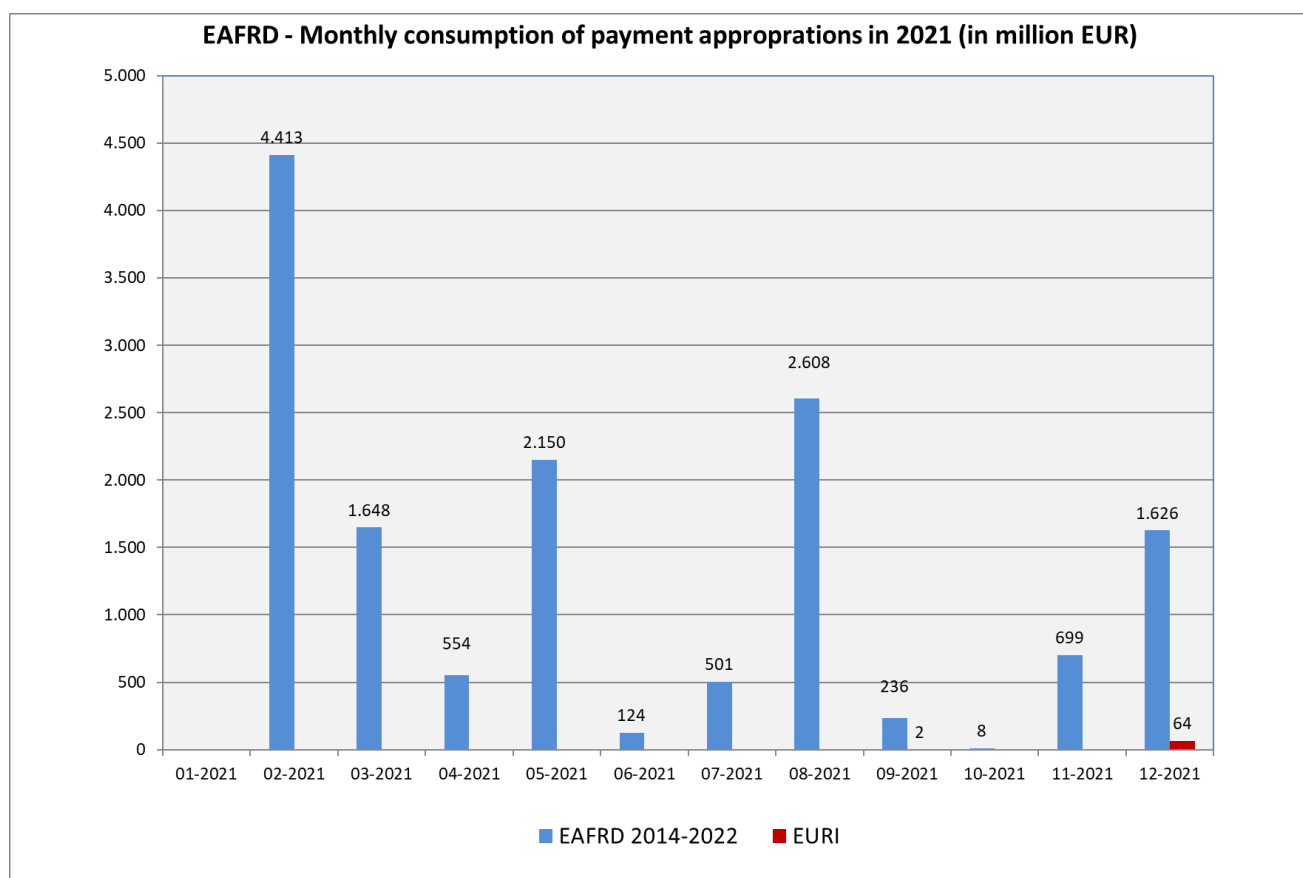
<i>Payments in 2021 for <u>EURI 2021-2022</u> rural development programmes (in million EUR)</i>	
Reimbursement of payment claims Q2 2021	1 595 781
Reimbursement of payment claims Q3 2021	63 883 294
Total 2021	65 479 075

Table 8c

<i>Payments in 2021 for <u>EAFRD 2014-2022 and EURI 2021-2022</u> rural development programmes (in million EUR)</i>	
Pre-financing 2014-2022	0
Reimbursement of payment claims prior to Q4 2020	3 723 578
Reimbursement of payment claims Q4 2020	6 428 277 135
Reimbursement of payment claims Q1 2021	2 915 035 248
Reimbursement of payment claims Q2 2021	2 961 331 096
Reimbursement of payment claims Q3 2021	2 323 559 195
Total 2021	14 631 926 251

The monthly consumption of payment appropriations during the year (January to December 2021) is shown in the graph below.

Graph 1



The breakdown per Member State and per declaration period of the amounts paid by the Commission in budget year 2021 is shown in tables 9a, 9b and 9c.

Table 9a

Payments effectively made between 01/01/2021 and 31/12/2021							
EAFRD 2014-2022 - Budget item 08.030102							(in EUR)
MS	Pre-financing	Prior to Q4 2020	Q4 2020	Q1 2021	Q2 2021	Q3 2021	Total
BE	0	0	16 305 557	7 968 392	50 783 967	8 142 312	83 200 228
BG	0	0	130 553 008	55 875 629	106 736 837	61 490 910	354 656 384
CZ	0	35 831	75 162 751	177 459 342	69 025 532	35 429 034	357 112 490
DK	0	0	31 836 619	41 175 683	32 040 326	11 659 096	116 711 724
DE	0	127 088	615 994 801	350 691 286	243 755 103	143 513 248	1 354 081 524
EE	0	0	13 583 353	57 081 723	9 892 879	11 088 214	91 646 169
IE	0	0	159 253 565	24 948 321	36 889 388	122 303 208	343 394 482
GR	0	0	416 823 745	51 138 235	89 353 019	78 498 400	635 813 400
ES	0	0	485 496 869	143 853 124	354 973 522	165 002 677	1 149 326 192
FR	0	2 740 258	1 016 670 228	504 045 737	206 694 417	183 025 698	1 913 176 336
HR	0	5 448	64 466 585	152 187 918	92 160 972	73 336 166	382 157 088
IT	0	0	724 325 649	169 929 429	333 376 448	243 258 558	1 470 890 084
CY	0	0	7 725 582	4 703 001	6 836 074	2 989 797	22 254 455
LV	0	0	53 150 277	32 650 476	20 368 857	17 919 094	124 088 704
LT	0	0	48 516 906	50 798 088	45 767 798	43 915 261	188 998 052
LU	0	0	5 730 115	6 300 161	1 121 093	2 261 751	15 413 120
HU	0	696 819	182 774 809	97 604 281	171 968 297	123 536 976	576 581 182
MT	0	0	5 389 174	2 064 623	5 750 345	1 755 945	14 960 087
NL	0	0	33 792 407	88 683 652	16 192 326	24 521 095	163 189 480
AT	0	0	316 981 284	49 818 363	139 036 804	74 900 711	580 737 161
PL	0	0	664 660 948	233 808 441	312 027 091	208 520 925	1 419 017 405
PT	0	0	174 777 230	100 242 065	57 386 535	61 308 434	393 714 264
RO	0	0	545 658 795	153 740 143	256 743 860	259 033 520	1 215 176 318
SI	0	0	40 365 194	11 400 849	49 386 259	17 964 295	119 116 597
SK	0	0	55 731 665	40 103 644	34 805 949	8 323 772	138 965 031
FI	0	0	128 917 073	19 694 684	55 610 235	184 122 727	388 344 719
SE	0	0	229 435 016	29 483 906	40 915 639	19 874 454	319 709 015
UK	0	118 134	184 197 930	257 584 053	120 135 746	71 979 622	634 015 485
Total	0	3 723 578	6 428 277 135	2 915 035 248	2 959 735 315	2 259 675 901	14 566 447 176

Table 9b

Payments effectively made between 01/01/2021 and 31/12/2021			
<u>EURI</u> - Budget item 08.030103		<i>(in EUR)</i>	
MS	Q2 2021	Q3 2021	Total
BE			0
BG			0
CZ			0
DK			0
DE			0
EE		14 171 391	14 171 391
IE		1 258 205	1 258 205
GR			0
ES			0
FR		1 413 035	1 413 035
HR			0
IT			0
CY			0
LV			0
LT			0
LU	1 595 781	424 686	2 020 467
HU			0
MT			0
NL			0
AT			0
PL			0
PT		6 956 099	6 956 099
RO			0
SI			0
SK			0
FI		39 659 878	39 659 878
SE			0
UK			0
Total	1 595 781	63 883 294	65 479 075

Table 9c

Payments effectively made between 01/01/2021 and 31/12/2021							
EAFRD 2014-2022 and EURI 2021-2022 Budget items 08.030102 and 08.030103							(in EUR)
MS	Pre-financing	Prior to Q4 2020	Q4 2020	Q1 2021	Q2 2021	Q3 2021	Total
BE	0	0	16 305 557	7 968 392	50 783 967	8 142 312	83 200 228
BG	0	0	130 553 008	55 875 629	106 736 837	61 490 910	354 656 384
CZ	0	35 831	75 162 751	177 459 342	69 025 532	35 429 034	357 112 490
DK	0	0	31 836 619	41 175 683	32 040 326	11 659 096	116 711 724
DE	0	127 088	615 994 801	350 691 286	243 755 103	143 513 248	1 354 081 524
EE	0	0	13 583 353	57 081 723	9 892 879	25 259 605	105 817 560
IE	0	0	159 253 565	24 948 321	36 889 388	123 561 414	344 652 688
GR	0	0	416 823 745	51 138 235	89 353 019	78 498 400	635 813 400
ES	0	0	485 496 869	143 853 124	354 973 522	165 002 677	1 149 326 192
FR	0	2 740 258	1 016 670 228	504 045 737	206 694 417	184 438 733	1 914 589 372
HR	0	5 448	64 466 585	152 187 918	92 160 972	73 336 166	382 157 088
IT	0	0	724 325 649	169 929 429	333 376 448	243 258 558	1 470 890 084
CY	0	0	7 725 582	4 703 001	6 836 074	2 989 797	22 254 455
LV	0	0	53 150 277	32 650 476	20 368 857	17 919 094	124 088 704
LT	0	0	48 516 906	50 798 088	45 767 798	43 915 261	188 998 052
LU	0	0	5 730 115	6 300 161	2 716 873	2 686 437	17 433 587
HU	0	696 819	182 774 809	97 604 281	171 968 297	123 536 976	576 581 182
MT	0	0	5 389 174	2 064 623	5 750 345	1 755 945	14 960 087
NL	0	0	33 792 407	88 683 652	16 192 326	24 521 095	163 189 480
AT	0	0	316 981 284	49 818 363	139 036 804	74 900 711	580 737 161
PL	0	0	664 660 948	233 808 441	312 027 091	208 520 925	1 419 017 405
PT	0	0	174 777 230	100 242 065	57 386 535	68 264 533	400 670 363
RO	0	0	545 658 795	153 740 143	256 743 860	259 033 520	1 215 176 318
SI	0	0	40 365 194	11 400 849	49 386 259	17 964 295	119 116 597
SK	0	0	55 731 665	40 103 644	34 805 949	8 323 772	138 965 031
FI	0	0	128 917 073	19 694 684	55 610 235	223 782 605	428 004 597
SE	0	0	229 435 016	29 483 906	40 915 639	19 874 454	319 709 015
UK	0	118 134	184 197 930	257 584 053	120 135 746	71 979 622	634 015 485
Total	0	3 723 578	6 428 277 135	2 915 035 248	2 961 331 096	2 323 559 195	14 631 926 251

Table 10 compares, for each Member State, the EAFRD 2014-2022 payments made in 2021 with the payments made in 2020. Overall, the payments slightly decreased by 0.02% compared to year 2020 (EUR 14.566 billion vs. EUR 14.569 billion).

Table 10

Payments made to Member States - Comparison 2021 vs 2020 - <u>EAFRD 2014-2022</u> (in EUR)								
MS	2020			2021			Difference 2021 vs. 2020	
	Interim payments	Pre-financing	Total	Interim payments	Pre-financing	Total	(in €)	(in %)
BE	88 584 037	0	88 584 037	83 200 228	0	83 200 228	-5 383 809	-6.08%
BG	303 027 096	0	303 027 096	354 656 384	0	354 656 384	51 629 288	17.04%
CZ	404 124 382	0	404 124 382	357 112 490	0	357 112 490	-47 011 892	-11.63%
DK	95 833 669	0	95 833 669	116 711 724	0	116 711 724	20 878 055	21.79%
DE	1 356 476 457	0	1 356 476 457	1 354 081 524	0	1 354 081 524	-2 394 933	-0.18%
EE	101 341 372	0	101 341 372	91 646 169	0	91 646 169	-9 695 202	-9.57%
IE	333 834 915	0	333 834 915	343 394 482	0	343 394 482	9 559 567	2.86%
GR	528 268 504	0	528 268 504	635 813 400	0	635 813 400	107 544 896	20.36%
ES	1 221 601 180	0	1 221 601 180	1 149 326 192	0	1 149 326 192	-72 274 988	-5.92%
FR	1 934 227 583	0	1 934 227 583	1 913 176 336	0	1 913 176 336	-21 051 246	-1.09%
HR	359 224 921	0	359 224 921	382 157 088	0	382 157 088	22 932 168	6.38%
IT	1 526 134 448	0	1 526 134 448	1 470 890 084	0	1 470 890 084	-55 244 363	-3.62%
CY	22 041 064	0	22 041 064	22 254 455	0	22 254 455	213 391	0.97%
LV	149 973 725	0	149 973 725	124 088 704	0	124 088 704	-25 885 021	-17.26%
LT	189 905 805	0	189 905 805	188 998 052	0	188 998 052	-907 753	-0.48%
LU	14 153 119	0	14 153 119	15 413 120	0	15 413 120	1 260 000	8.90%
HU	565 477 931	0	565 477 931	576 581 182	0	576 581 182	11 103 251	1.96%
MT	18 058 042	0	18 058 042	14 960 087	0	14 960 087	-3 097 954	-17.16%
NL	129 324 063	0	129 324 063	163 189 480	0	163 189 480	33 865 417	26.19%
AT	573 115 163	0	573 115 163	580 737 161	0	580 737 161	7 621 998	1.33%
PL	1 206 122 592	0	1 206 122 592	1 419 017 405	0	1 419 017 405	212 894 812	17.65%
PT	579 760 866	0	579 760 866	393 714 264	0	393 714 264	-186 046 602	-32.09%
RO	1 151 121 193	0	1 151 121 193	1 215 176 318	0	1 215 176 318	64 055 125	5.56%
SI	125 726 538	0	125 726 538	119 116 597	0	119 116 597	-6 609 940	-5.26%
SK	193 701 890	0	193 701 890	138 965 031	0	138 965 031	-54 736 859	-28.26%
FI	305 132 363	0	305 132 363	388 344 719	0	388 344 719	83 212 357	27.27%
SE	326 138 276	0	326 138 276	319 709 015	0	319 709 015	-6 429 261	-1.97%
UK	767 049 393	0	767 049 393	634 015 485	0	634 015 485	-133 033 908	-17.34%
Total	14 569 480 584	0	14 569 480 584	14 566 447 176	0	14 566 447 176	-3 033 408	-0.02%

3.2.2. *Technical assistance*

The amount of payment appropriations available in budget year 2021 for the operational technical assistance was EUR 24.4 million and EUR 1.5 million for EURI. The final implementation amounted to EUR 17.0 million. No EURI payment appropriations have been consumed in 2021.

Table 11 hereafter presents the payments grouped by main activities. The most important part relates to information technology and the European Network for Rural Development.

Table 11

<i>Technical assistance – Implementation of payment appropriations</i>	
Budget Item: 08.030200, 08.039902 <i>(in EUR)</i>	
Description	Amount paid
Information technology*	4 591 250
European Network for Rural Development	4 514 777
Technical Advisory Platform for Financial Instruments	2 449 751
European Innovation Partnership	1 891 751
European Evaluation Network	1 453 872
Corporate Communication	696 550
Organic agriculture database	577 167
Audit and Controls	517 946
European Solidarity Corps	259 375
Other	75 234
Total	17 027 673

* Including BCO (Broadband Competence Offices)

3.3. Analysis of expenditure declared by measure

Tables 12a, 12b and 12c show respectively for EAFRD, EURI and cumulated for both, the payment claims declared by measure in 2021 (4th quarter of 2020 to 3rd quarter of 2021), the cumulative declared expenditure from the beginning of the programming period and also the financial plans of 2014-2022 EAFRD and 2021-2022 EURI programmes.

The expenditure for EAFRD 2014-2022 in 2021 was concentrated mainly in Measure 04 (Investments in physical assets), in Measure 13 (Payments to areas facing natural or other specific constraints) and in Measure 10 (Agri-environment-climate). The expenditure for EURI 2021-2022 in 2021 was concentrated mainly in Measure 11 (Organic farming) and Measure 4 (Investments in physical assets).

Table 12a

EAFRD declared expenditure 2021 (Q4 2020-Q3 2021) & Total cumulative expenditure (Q4 2014 to Q3 2021) compared with Financial Plans							
		Declared expenditure 2021 (Q4 2020 to Q3 2021)		Cumulative declared expenditure (Q4 2014 to Q3 2021)		Financial Plans 2014-2022	
EAFRD Measure		(million €)	(%)	(million €)	(%)	(million €)	(%)
Measure 01	Knowledge transfer and information actions	87.1	0.6%	433.7	0.6%	1 047.8	0.8%
Measure 02	Advisory services, farm management and farm relief services	56.8	0.4%	180.8	0.2%	566.1	0.4%
Measure 03	Quality schemes for agricultural products and foodstuffs	36.2	0.2%	176.8	0.2%	461.8	0.4%
Measure 04	Investments in physical assets	2 917.6	20.0%	13 921.7	18.2%	28 572.0	22.4%
Measure 05	Restoring agricultural production potential damaged by natural disasters and catastrophic events and introduction of appropriate prevention actions	79.9	0.5%	390.0	0.5%	1 008.3	0.8%
Measure 06	Farm and business development	959.2	6.6%	4 734.8	6.2%	8 368.1	6.6%
Measure 07	Basic services and village renewal in rural areas	906.3	6.2%	4 309.6	5.6%	7 987.4	6.3%
Measure 08	Investments in forest area development and improvement of the viability of forests	408.3	2.8%	2 243.8	2.9%	4 735.5	3.7%
Measure 09	Setting-up of producer groups and organisations	38.2	0.3%	143.4	0.2%	310.6	0.2%
Measure 10	Agri-environment-climate	2 352.7	16.1%	14 758.4	19.3%	20 558.6	16.1%
Measure 11	Organic farming	1 177.7	8.1%	6 698.9	8.8%	10 414.3	8.2%
Measure 12	Natura 2000 and Water Framework Directive payments	111.4	0.8%	540.1	0.7%	781.4	0.6%
Measure 13	Payments to areas facing natural or other specific constraints	2 707.5	18.5%	17 464.7	22.9%	22 885.0	17.9%
Measure 14	Animal Welfare	333.1	2.3%	1 804.3	2.4%	2 596.3	2.0%
Measure 15	Forest environmental and climate services and forest conservation	40.7	0.3%	124.7	0.2%	273.4	0.2%
Measure 16	Co-operation	200.8	1.4%	607.9	0.8%	1 905.0	1.5%
Measure 17	Risk management	315.3	2.2%	1 535.8	2.0%	2 565.2	2.0%
Measure 18	Financing of complementary national direct payments for Croatia	0.0	0.0%	108.1	0.1%	108.2	0.1%
Measure 19	Support for LEADER local development — community-led local development (CLLD)	906.9	6.2%	3 677.3	4.8%	8 486.1	6.6%
Measure 20	Technical assistance Member States	333.5	2.3%	1 434.3	1.9%	2 870.7	2.2%
Measure 21	Exceptional temporary relief to farmers and SMEs active in processing, marketing and/or development of agricultural products particularly affected by the COVID-19 crisis (art 39b)	616.3	4.2%	616.3	0.8%	711.4	0.6%
Measure 113	Early retirement	13.4	0.1%	442.0	0.6%	480.4	0.4%
Measure 131	Meeting standards based on Community legislation	0.0	0.0%	0.0	0.0%	0.0	0.0%
Measure 341	Skills acquisition, animation and implementation	0.0	0.0%	0.5	0.0%	0.6	0.0%
Grand total		14 598.7	100.0%	76 348.0	100.0%	127 694.3	100.0%

*Member States declare their expenditure quarterly. However, for year n, Q4 declarations are submitted in January of year n+1. Consequently, the corresponding reimbursements by the Commission to the Member States in year n go from Q4 of year n-1 until Q3 of year n.

Table 12b

EURI declared expenditure 2021 (Q4 2020-Q3 2021) compared with Financial Plans					
		Declared expenditure 2021 (Q4 2020 to Q3 2021)		Financial Plans 2021-2022	
EAFRD Measure		(million €)	(%)	(million €)	(%)
Measure 01	Knowledge transfer and information actions	0.0	0.0%	1.7	0.0%
Measure 02	Advisory services, farm management and farm relief services		0.0%	6.3	0.1%
Measure 03	Quality schemes for agricultural products and foodstuffs		0.0%	5.6	0.1%
Measure 04	Investments in physical assets	11.7	17.8%	2 677.7	33.3%
Measure 05	Restoring agricultural production potential damaged by natural disasters and catastrophic events and introduction of appropriate prevention actions		0.0%	1.1	0.0%
Measure 06	Farm and business development	4.9	7.5%	1 018.6	12.7%
Measure 07	Basic services and village renewal in rural areas		0.0%	863.2	10.7%
Measure 08	Investments in forest area development and improvement of the viability of forests		0.0%	191.1	2.4%
Measure 09	Setting-up of producer groups and organisations		0.0%	0.0	0.0%
Measure 10	Agri-environment-climate	7.2	11.1%	787.7	9.8%
Measure 11	Organic farming	41.0	62.6%	1 251.4	15.5%
Measure 12	Natura 2000 and Water Framework Directive payments		0.0%	75.1	0.9%
Measure 13	Payments to areas facing natural or other specific constraints		0.0%	630.5	7.8%
Measure 14	Animal Welfare		0.0%	121.4	1.5%
Measure 15	Forest environmental and climate services and forest conservation		0.0%	6.5	0.1%
Measure 16	Co-operation	0.1	0.2%	186.0	2.3%
Measure 17	Risk management		0.0%	9.5	0.1%
Measure 18	Financing of complementary national direct payments for Croatia		0.0%	0.0	0.0%
Measure 19	Support for LEADER local development — community-led local development (CLLD)		0.0%	101.7	1.3%
Measure 20	Technical assistance Member States	0.6	0.9%	115.3	1.4%
Measure 21	Exceptional temporary relief to farmers and SMEs active in processing, marketing and/or development of agricultural products particularly affected by the COVID-19 crisis (art 39b)		0.0%	0.0	0.0%
Measure 113	Early retirement		0.0%	0.0	0.0%
Measure 131	Meeting standards based on Community legislation		0.0%	0.0	0.0%
Measure 341	Skills acquisition, animation and implementation		0.0%	0.0	0.0%
Grand total		65.5	100.0%	8 050.3	100.0%

*Member States declare their expenditure quarterly. However, for year n, Q4 declarations are submitted in January of year n+1. Consequently, the corresponding reimbursements by the Commission to the Member States in year n go from Q4 of year n-1 until Q3 of year n.

Table 12c

EAFRD and EURI declared expenditure 2021 (Q4 2020-Q3 2021) compared with Financial Plans							
		Declared expenditure 2021 (Q4 2020 to Q3 2021)		Cumulative declared expenditure (Q4 2014 to Q3 2021)		Financial Plans 2014-2022	
EAFRD Measure		(million €)	(%)	(million €)	(%)	(million €)	(%)
Measure 01	Knowledge transfer and information actions	87.1	0.6%	433.7	0.6%	1 049.5	0.8%
Measure 02	Advisory services, farm management and farm relief services	56.8	0.4%	180.8	0.2%	572.4	0.4%
Measure 03	Quality schemes for agricultural products and foodstuffs	36.2	0.2%	176.8	0.2%	467.4	0.3%
Measure 04	Investments in physical assets	2 929.3	20.0%	13 933.4	18.2%	31 249.6	23.0%
Measure 05	Restoring agricultural production potential damaged by natural disasters and catastrophic events and introduction of appropriate prevention actions	79.9	0.5%	390.0	0.5%	1 009.4	0.7%
Measure 06	Farm and business development	964.1	6.6%	4 739.7	6.2%	9 386.7	6.9%
Measure 07	Basic services and village renewal in rural areas	906.3	6.2%	4 309.6	5.6%	8 850.7	6.5%
Measure 08	Investments in forest area development and improvement of the viability of forests	408.3	2.8%	2 243.8	2.9%	4 926.6	3.6%
Measure 09	Setting-up of producer groups and organisations	38.2	0.3%	143.4	0.2%	310.6	0.2%
Measure 10	Agri-environment-climate	2 359.9	16.1%	14 765.6	19.3%	21 346.4	15.7%
Measure 11	Organic farming	1 218.6	8.3%	6 739.9	8.8%	11 665.6	8.6%
Measure 12	Natura 2000 and Water Framework Directive payments	111.4	0.8%	540.1	0.7%	856.5	0.6%
Measure 13	Payments to areas facing natural or other specific constraints	2 707.5	18.5%	17 464.7	22.9%	23 515.5	17.3%
Measure 14	Animal Welfare	333.1	2.3%	1 804.3	2.4%	2 717.7	2.0%
Measure 15	Forest environmental and climate services and forest conservation	40.7	0.3%	124.7	0.2%	279.9	0.2%
Measure 16	Co-operation	200.9	1.4%	608.0	0.8%	2 091.0	1.5%
Measure 17	Risk management	315.3	2.1%	1 535.8	2.0%	2 574.7	1.9%
Measure 18	Financing of complementary national direct payments for Croatia	0.0	0.0%	108.1	0.1%	108.2	0.1%
Measure 19	Support for LEADER local development — community-led local development (CLLD)	906.9	6.2%	3 677.3	4.8%	8 587.8	6.3%
Measure 20	Technical assistance Member States	334.0	2.3%	1 434.8	1.9%	2 986.0	2.2%
Measure 21	Exceptional temporary relief to farmers and SMEs active in processing, marketing and/or development of agricultural products particularly affected by the COVID-19 crisis (art 39b)	616.3	4.2%	616.3	0.8%	711.4	0.5%
Measure 113	Early retirement	13.4	0.1%	442.0	0.6%	480.4	0.4%
Measure 131	Meeting standards based on Community legislation	0.0	0.0%	0.0	0.0%	0.0	0.0%
Measure 341	Skills acquisition, animation and implementation	0.0	0.0%	0.5	0.0%	0.6	0.0%
Grand total		14 664.2	100.0%	76 413.5	100.0%	135 744.7	100.0%

*Member States declare their expenditure quarterly. However for year n Q4 declarations are submitted in January of year n+1. Consequently, the corresponding reimbursements by the Commission to the Member States in year n go from Q4 of year n-1 until Q3 of year n.

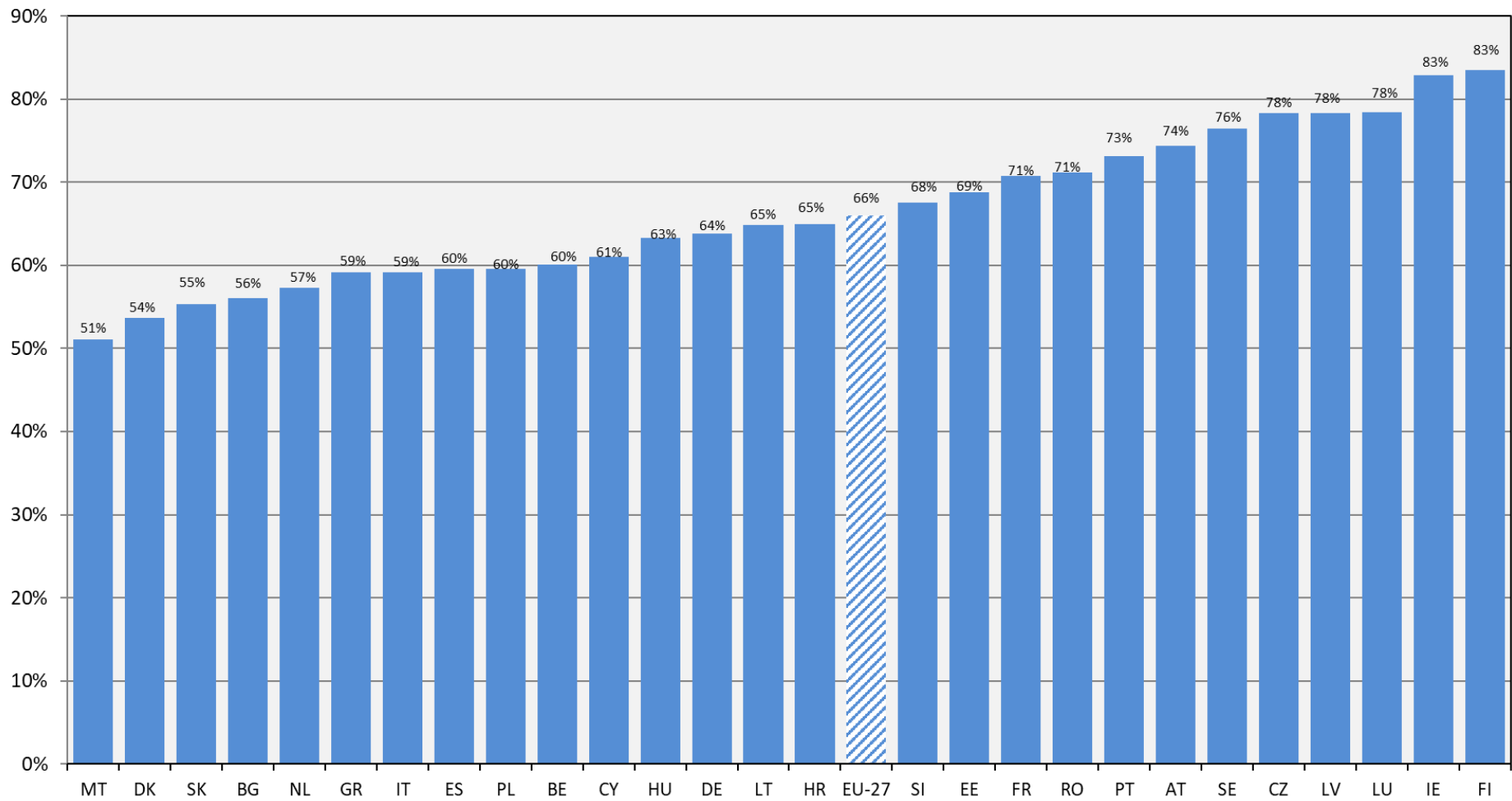
3.4. Implementation of EAFRD and EURI programmes

Graphs 2a, 2b and 2c present respectively for EAFRD, EURI and cumulated for both, the absorption rate of rural development programmes 2014-2022 per Member State: payments from the beginning of the programming period including payments made for the 4th quarter of 2021 that are reimbursed in financial year 2022 compared to the total 2014-2022 allocation.

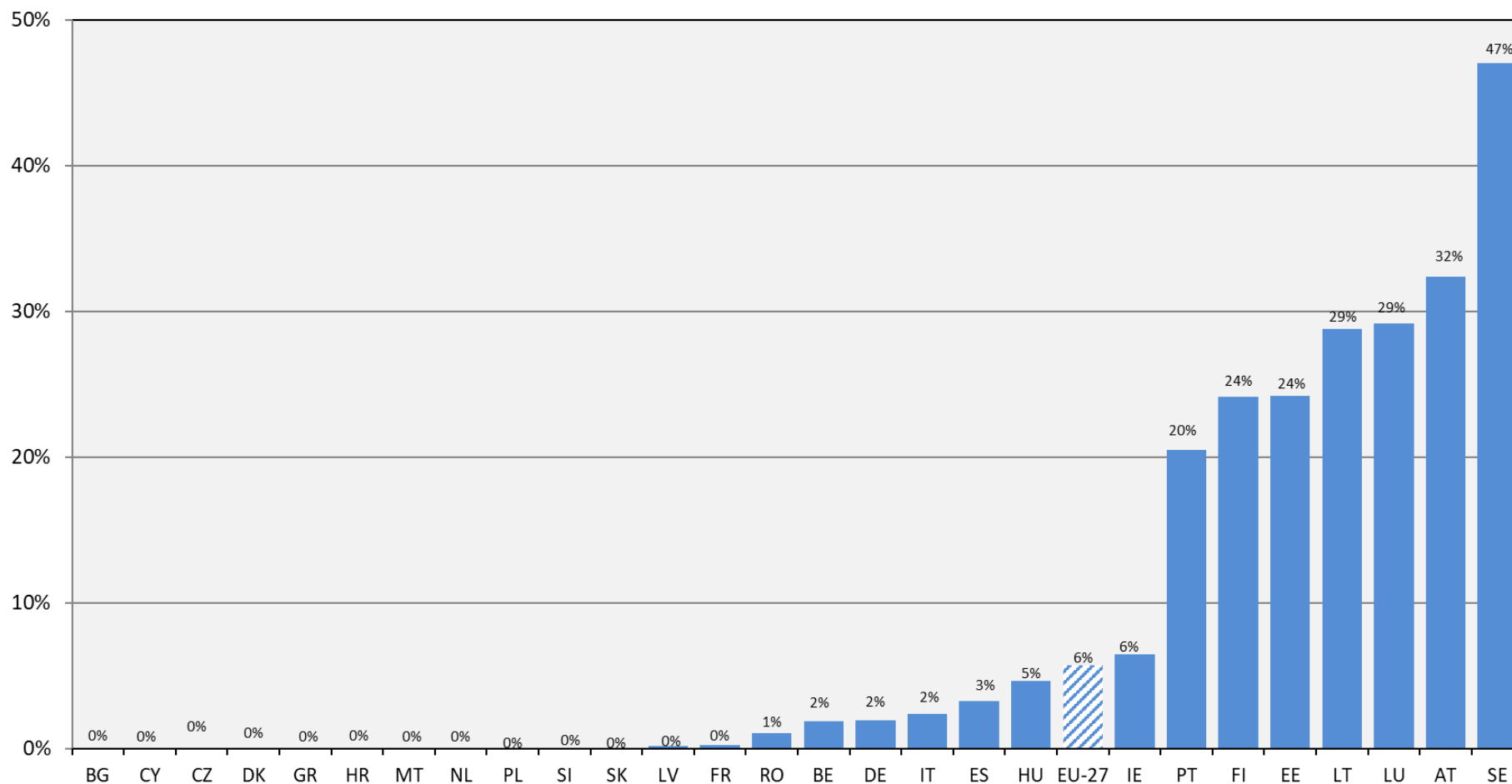
There were no new de-commitments done in 2021. The total amount of decommitment since the beginning of the programming period 2014-2020 equals EUR 16.5 million.

Overall, the implementation of the EAFRD 2014-2022 rural development programmes reached by end 2021 on average an absorption rate of 66%. Programmes are generally well on track in terms of implementation, with the variation in the averages per Member State illustrated in the graphs below.

Graph 2a - Absorption rate of EAFRD 2014-2022 by Member State
 (% of the EAFRD payments including payment claims Q4' 2021 compared to 2014-2022 allocations)



**Graph 2b - Absorption rate of EURI 2021-2022 Rural development measures by Member State
(% of the EURI payments including payment claims Q4'2021 compared to 2021-2022 allocations)**



Graph 2c - Absorption rate of EAFRD and EURI Rural development measures by Member State
 (% of the EAFRD and EURI payments including payment claims Q4'2021 compared to 2014-2022 allocations)

