

Brussels, 7 August 2025
(OR. en)

12093/25

POLCOM 183
COEST 623
AGRI 379

COVER NOTE

From:	Secretary-General of the European Commission, signed by Ms Martine DEPREZ, Director
date of receipt:	7 July 2025
To:	Ms Thérèse BLANCHET, Secretary-General of the Council of the European Union
No. Cion doc.:	SWD(2025) 247 final
Subject:	COMMISSION STAFF WORKING DOCUMENT Bi-monthly report to the Member States Impact of the trade liberalisation measures for Moldova on the EU market – July 2025

Delegations will find attached document SWD(2025) 247 final.

Encl.: SWD(2025) 247 final



Brussels, 7.8.2025
SWD(2025) 247 final

COMMISSION STAFF WORKING DOCUMENT

Bi-monthly report to the Member States

**Impact of the trade liberalisation measures
for Moldova on the EU market – July 2025**

Introduction

To support Moldova's economy and mitigate the negative effects of Russia's unprovoked and unjustified war of aggression against Ukraine, the EU granted Moldova additional duty-free tariff-rate quotas (TRQ) for the agricultural products listed in Annex XV-A of the Association Agreement. The additional TRQs were introduced on 23 July 2022 for one year through the first Regulation on temporary trade-liberalisation measures applicable to Moldovan products ("the ATM Regulation") ⁽¹⁾.

These measures supplemented the trade concessions already applicable to Moldovan products under the Association Agreement. The above-mentioned concessions were extended by two ATM Regulations ⁽²⁾ ⁽³⁾ with the second one in force until 24 July 2025.

While the objective of the ATM is to support Moldova's economy, the Commission committed under the second ATM Regulation to regularly monitor EU imports from Moldova, subject to the trade liberalisation measures, and present the results of this monitoring every two months to the Member States. In particular, taking into account information on exports, imports, prices on the Union market and Union production of the products subject to the ATM Regulation.

This will be the last bimonthly monitoring report, following the expiration of the third ATM Regulation on 24 July 2025.

The Report

The table on page 3 gives an overview of imports from Moldova of the main products covered by the ATM Regulation for the period March 2024 to May 2025. The report also analyses in more detail the four products actually imported from Moldova into the Union during that period.

The data analysed are import volumes from Moldova from January 2021 until May 2025, and total EU import volumes since March 2023. However, it should be noted that for import data from 2021 to 2022, imports from Moldova were subject to different TRQs under the applicable regimes as the TRQs under the ATM Regulations. The analysis of the situation on the Union market takes into account the EU production and EU price levels. Data is provided on a monthly basis, where available. It should be noted that for some products not all the data is readily available (sometimes not provided by the Member States), or delays may occur in the data collection, which may result in incomplete data for the most recent periods. For other products, due to their nature and harvesting patterns, production figures are only available on a yearly basis. For plums, cherries, and table grapes, prices are presented as annual average since there is no available data for prices outside of season.

In order to have the most recent data available, part of the import data is based on "Surveillance 3" data from DG TAXUD, which may be incomplete for certain Member States and which may

⁽¹⁾ Regulation (EU) 2022/1279 of the European Parliament and of the Council of 18.07.2022, OJ L 195, 22.7.2022, p. 6. <http://data.europa.eu/eli/reg/2022/1279/oj>

⁽²⁾ Regulation (EU) 2023/1524 of the European Parliament and of the Council of 20.7.2023, OJ L 185, 24.7.2023, p. 1. <http://data.europa.eu/eli/reg/2023/1524/oj>

⁽³⁾ Regulation (EU) 2024/1501 of the European Parliament and of the Council of 14 May 2024, OJ L, 29.5.2024, p.1. <http://data.europa.eu/eli/reg/2024/1501/oj>

be subject to corrections. This may result in some discrepancies compared to Eurostat data, which becomes available two months after the end of the reporting month.

The monitoring is based on the ATM Regulation and consequently on the TRQs established in the Association Agreement. The product categories, CN codes and TARIC codes covered match the established TRQs.

Imports in tonnes from Moldova per TRQ category (order number)

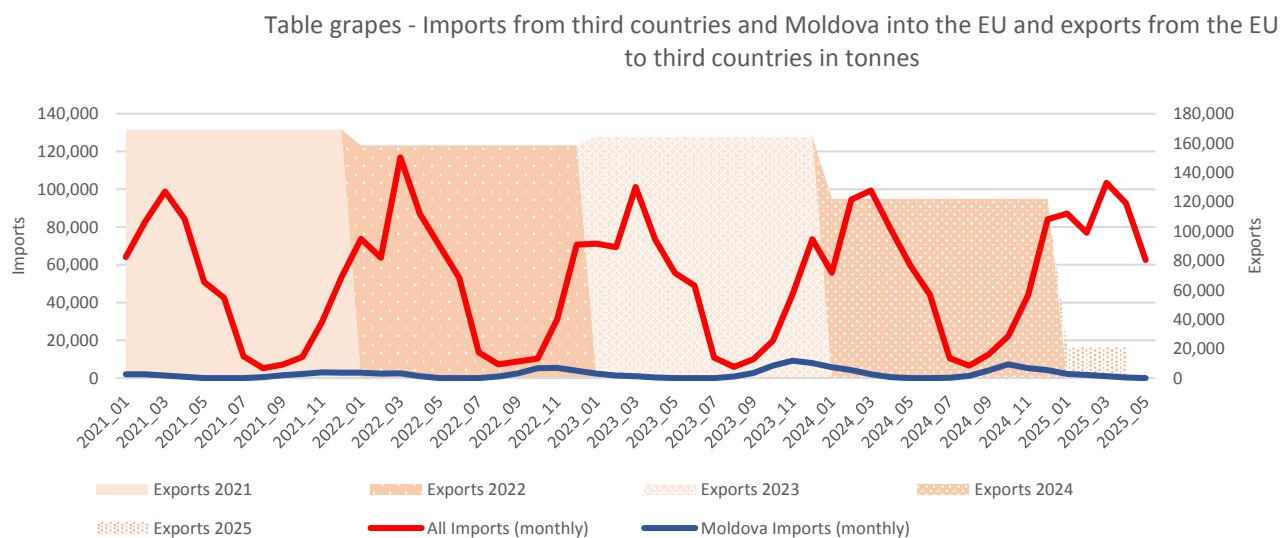
EU27 monthly imports from Moldova of agricultural products subject to Tariff Rate Quotas applicable to imports from Moldova, as from 1 March 2024, in tonnes

Order no. / year_month	2024_03	2024_04	2024_05	2024_06	2024_07	2024_08	2024_09	2024_10	2024_11	2024_12	2025_01	2025_02	2025_03	2025_04	2025_05	Description
Tomatoes/fresh or chilled	0	0	0	0	0	2	20	0	0	0	0	0	0	0	0	09.6800 / 09.6810
Garlic, fresh or chilled	0	0	0	0	0	0	0	0	0	0	0	0	0	0	0	09.6801 / 09.6811
Table grapes, fresh	2,001	499	20	0	158	1,195	4,038	7,285	5,291	4,202	2,229	1,677	934	379	54	09.6802 / 09.6812
Apples	3,695	5,765	2,507	280	99	588	1,266	1,543	1,300	2,476	4,495	5,351	6,999	4,848	2,001	09.6803 / 09.6816
Plums, fresh	0	0	0	0	3,982	8,672	16,101	14,905	3,510	815	66	75	87	0	0	09.6804 / 09.6814
Grape juice	0	0	0	0	0	0	0	25	0	0	0	0	0	0	0	09.6805 / 09.6815
Cherries (excl. sour cherries), fresh	0	0	56	1,191	807	0	0	0	0	0	0	0	0	0	0	09.6806 / 09.6813

Source: EUROSTAT (2024_03 to 2025_04), and DG TAXUD, Surveillance 3 (for 2025_05), extracted on 30.06.2025

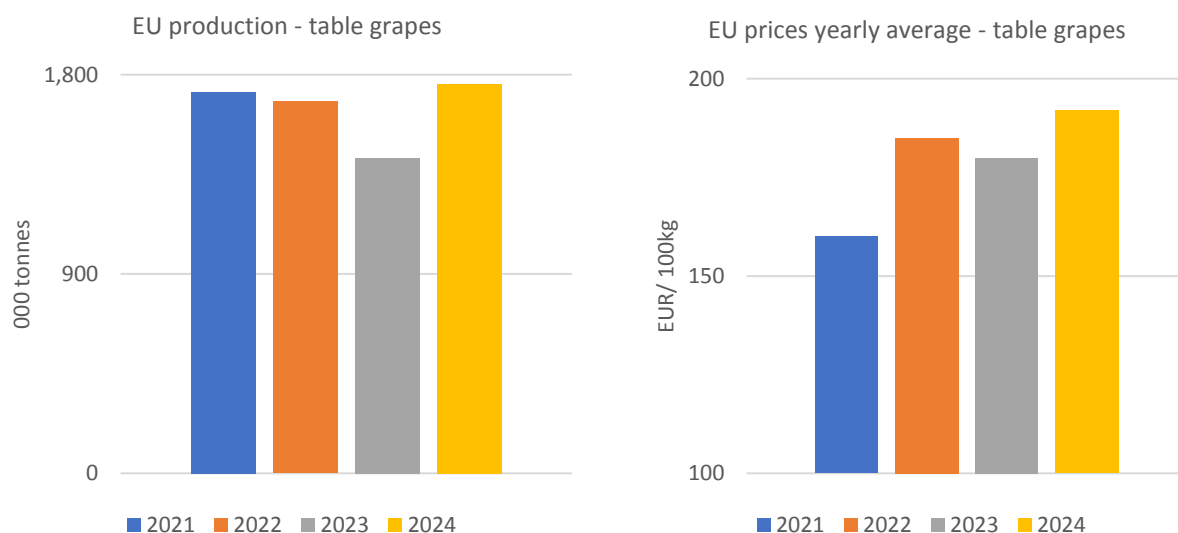
TABLE GRAPES

EU import volumes of table grapes from Moldova between January 2025 and May 2025 decreased by 57.9% compared to the same period of 2024 and they represented 1.2% of total EU imports. **EU exports** decreased by 7% between January and April 2025, as compared to the same period of 2024.



Source: Eurostat & Surveillance 3

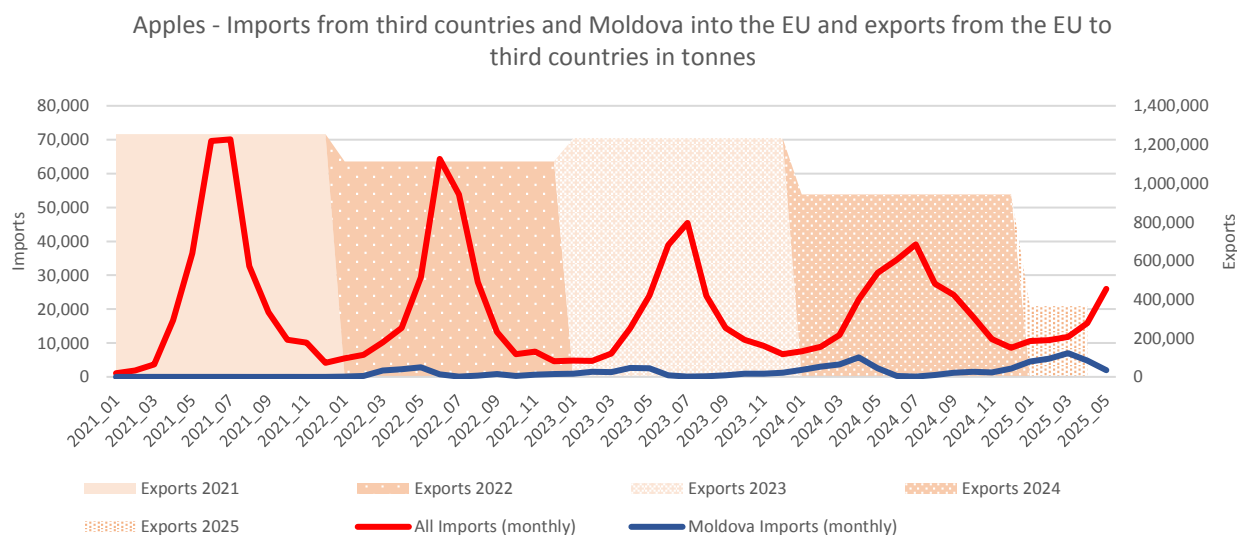
EU production of table grapes increased in 2024 by 24% compared to the preceding year, whilst **EU average prices** increased by 7% between 2023 and 2024.



Source: European Commission

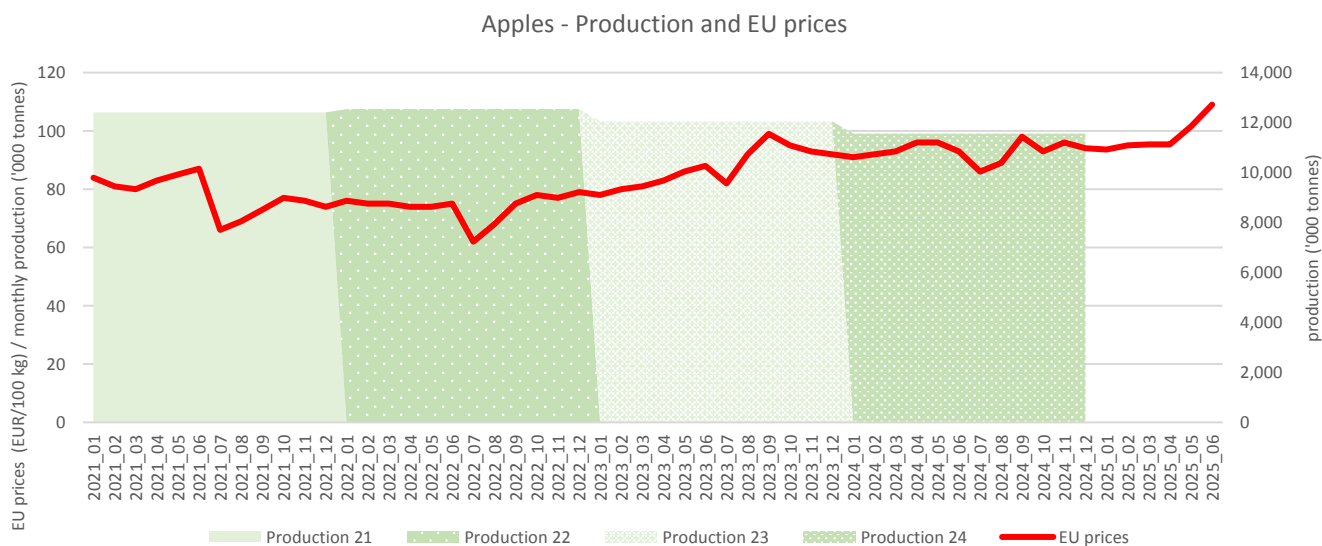
APPLES

EU import volumes of apples from Moldova between January 2025 and May 2025 increased by 38.9% compared to the same period of 2024 and they represented 31.6% of total EU imports. **EU exports** increased by 1% between January and April 2025, as compared to the same period of 2024.



Source: Eurostat & Surveillance 3

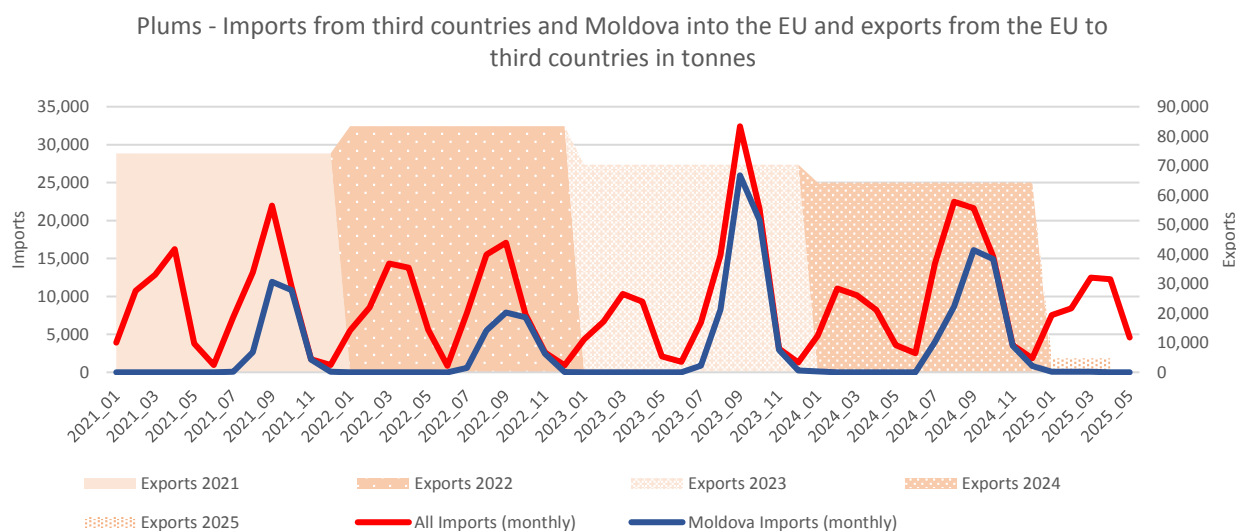
EU production of apples decreased in 2024 by 4.11% compared to the preceding year, whilst **EU average price** of apples in June 2025 was 17% higher than in June 2024.



Source: European Commission

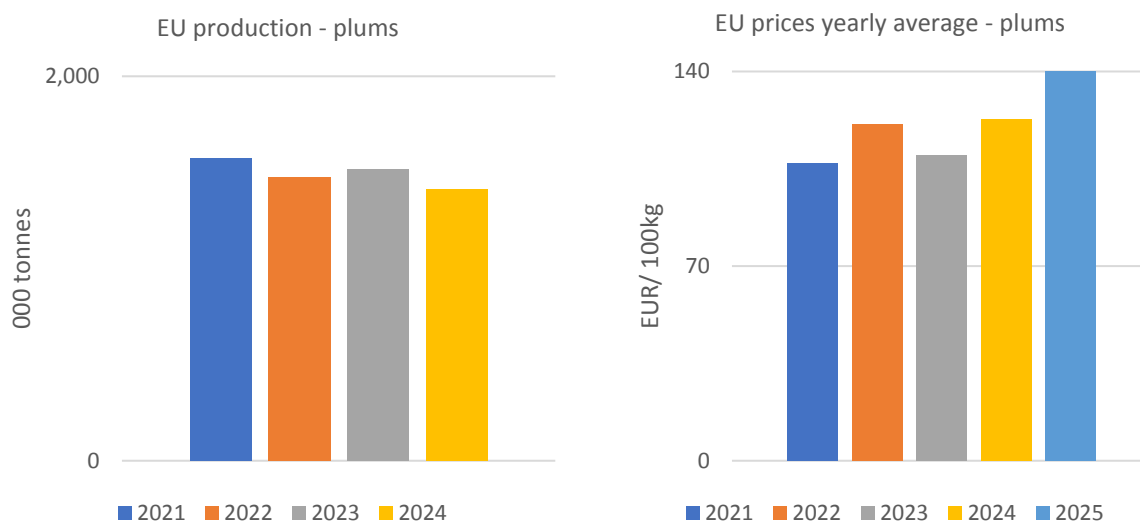
PLUMS

EU import volumes of plums from Moldova between January 2025 and May 2025 was 119.2% higher than in the same period of 2024 and they represented 0.5% of total EU imports. **EU exports** decreased by 20% between January and April 2025, as compared to the same period of 2024.



Source: Eurostat & Surveillance 3

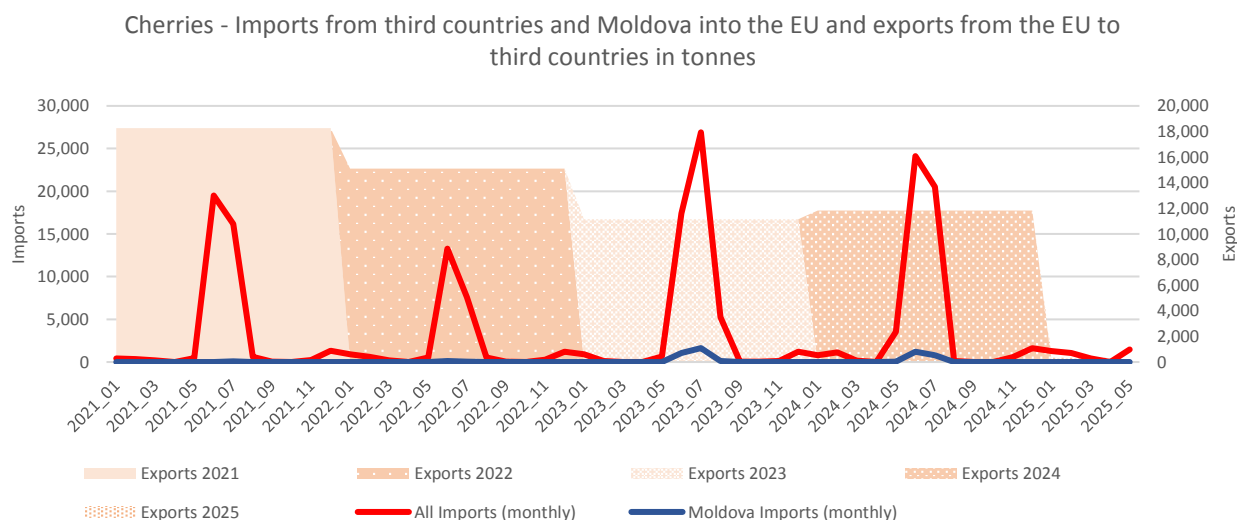
EU production of plums decreased in 2024 by 7% compared to the preceding year. **EU average price of plums in June**, the only month for which 2025 data is currently available, was 16% higher than in June 2024.



Source: European Commission

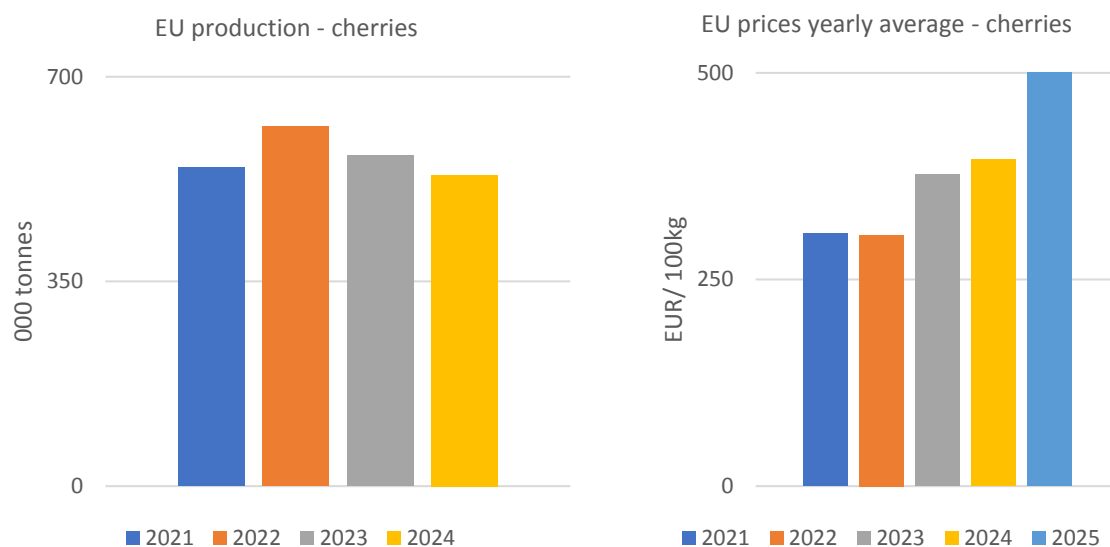
CHERRIES

The EU did not import cherries from Moldova between January 2025 and May 2025. EU exports decreased by 92% between January and April 2025, as compared to the same period of 2024.



Source: Eurostat & Surveillance 3

EU production of cherries decreased by 6% in 2024 compared to 2023. **EU average prices** increased by 27% in 2025 compared to 2024.



Source: European Commission