

Brussels, 4 July 2025
(OR. en)

11258/25

COHAFA 56
DEVGEN 114
FIN 831
RELEX 934
INTER-REP 84

NOTE

From:	General Secretariat of the Council
To:	Delegations
Subject:	Global Humanitarian Assistance report 2025 - presentation by ALNAP

Following the informal videoconference of the Working Party on Humanitarian Aid and Food Aid (COHAFA) on 1 July 2025, delegations will find in Annex the presentation made by ALNAP ^{1 2}.

¹ ALNAP, identification number in the EU Transparency Register: 624449992257-11.

² This document contains a presentation by an external stakeholder and the views expressed therein are solely those of the third party it originates from. This document cannot be regarded as stating an official position of the Council. It does not reflect the views of the Council or of its members.





Humanitarian financing in uncertain times

A GHA briefing for
COHAFA

MIKE PEARSON | RESEARCH FELLOW, HPG ODI
GLOBAL & LEAD AUTHOR OF THE GHA 2025 REPORT
ALICE OBRECHT | HEAD OF RESEARCH, ALNAP

1 JULY 2025

Global Humanitarian Assistance Report 2025

THREE HEADLINE MESSAGES

01

Past the cliff edge

The humanitarian sector contracted in 2024 and is set to change beyond recognition in 2025 with an even bigger drop

02

Reform amidst crisis

The reform agendas of localisation, cash and voucher assistance and anticipatory action all stalled last year

03

Turning point for protracted crises

Humanitarian funding is now dominant, but funding is stagnant and development cuts will hit

Global Humanitarian Assistance Report 2025

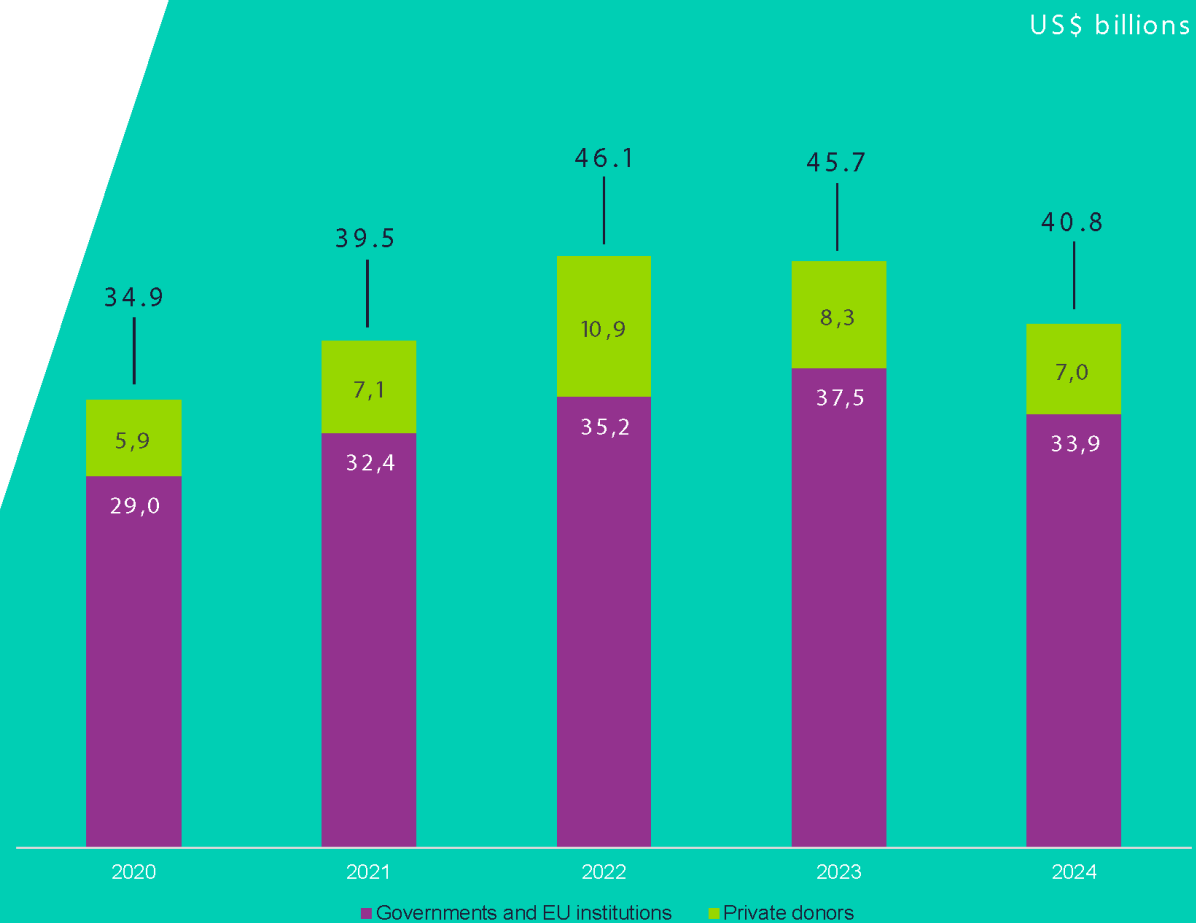


3

THE HUMANITARIAN SECTOR CONTRACTED BY 11% IN 2024 – THIS IS THE LARGEST FALL IN FUNDING SINCE 2012

Humanitarian financing fell
by 11% in 2024, before the
cuts announced in 2025

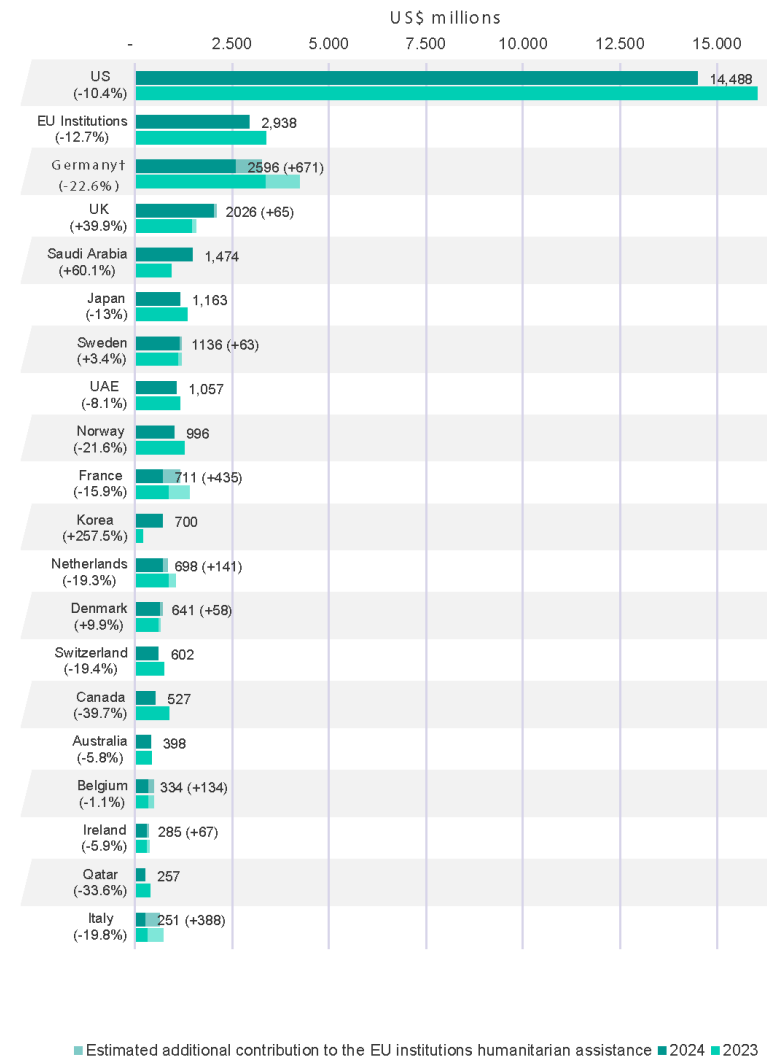
Total international humanitarian
assistance, 2020–2024



15 OF THE TOP 20 HUMANITARIAN DONORS REDUCED FUNDING IN 2024

20 largest public donors of humanitarian assistance in 2024, and change from 2023

Global Humanitarian Assistance Report 2025



5

FUNDING FROM PUBLIC DONORS COULD DECLINE THIS YEAR BY 34-45%

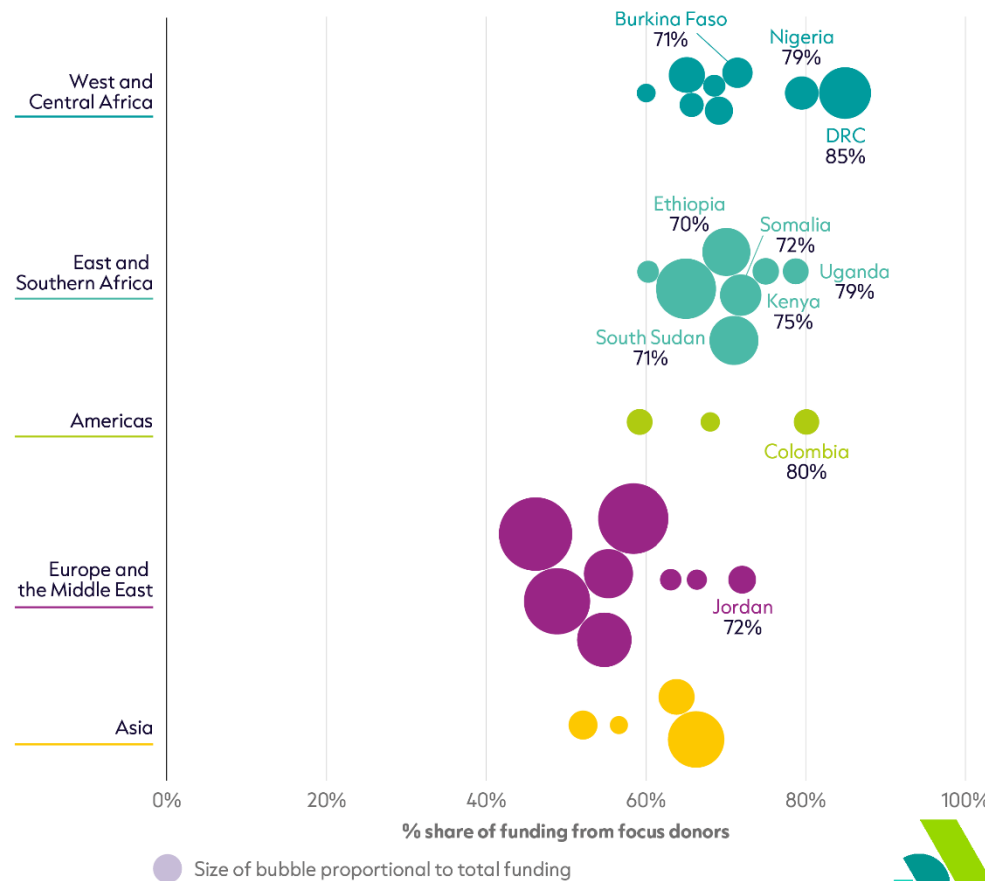


Funding from governments could drop by nearly a half in 2025 from the peak in 2023

Three scenarios for humanitarian funding from public donors in 2025

ONE-THIRD OF THE TOP 30 HUMANITARIAN RECIPIENTS RECEIVE 70% + FROM DONORS WHO HAVE ANNOUNCED CUTS

Share of international humanitarian assistance from donors that have announced cuts to recipient countries by region, 2024



Global Humanitarian Assistance Report 2025

7

EU + MEMBER STATES FUNDING IN FOCUS

TOTAL FUNDING FROM EU AND MEMBER STATES

- 2020: 42% of government/EUI funding
- 2024: 30% of government /EUI funding

POOLED FUNDS DEPENDENT ON EUI + MS FUNDING:

- CERF (64%)
- CBPFs (56%)

SECTORS MOST DEPENDENT ON EUI + MS FUNDING:

- Early Recovery (44%)
- Education (36%)
- Protection (33%)
- Logistics (32%)

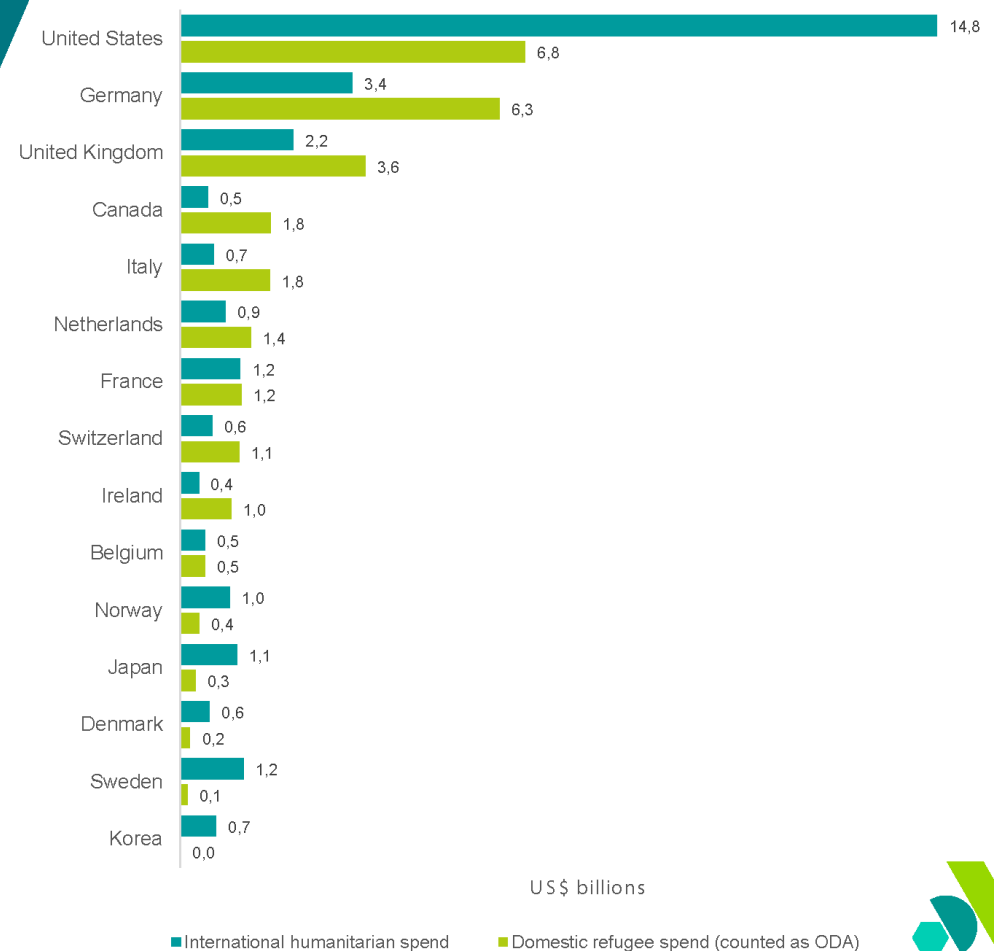
AGENCIES MOST DEPENDENT ON EUI + MS FUNDING:

- UNRWA (57 %)
- OCHA (42 %)
- WHO (30 %)

DONOR REFUGEE-HOSTING COSTS COUNTED AS ODA ARE OFTEN MULTIPLE TIMES THE SIZE OF IHA

In-country refugee costs counted as ODA compared to international humanitarian spend for top donors in 2024

Global Humanitarian Assistance Report 2025



9

TAKEAWAYS

HUMANITARIAN SECTOR AND DONOR FUNDING

01

HUMANITARIAN RECESSION

The humanitarian sector was already being squeezed in 2024 by most donors contracting funding

02

REACTING FAST

Short term tactics to deal with this include cutting costs, and prioritising where and what to work on

03

PLANNING FOR THE FUTURE

Medium to long term strategies are starting to evolve, such as the 'humanitarian reset' and the 'UN80 initiative'



REFORM AMIDST CRISIS

Global Humanitarian Assistance Report 2025

11

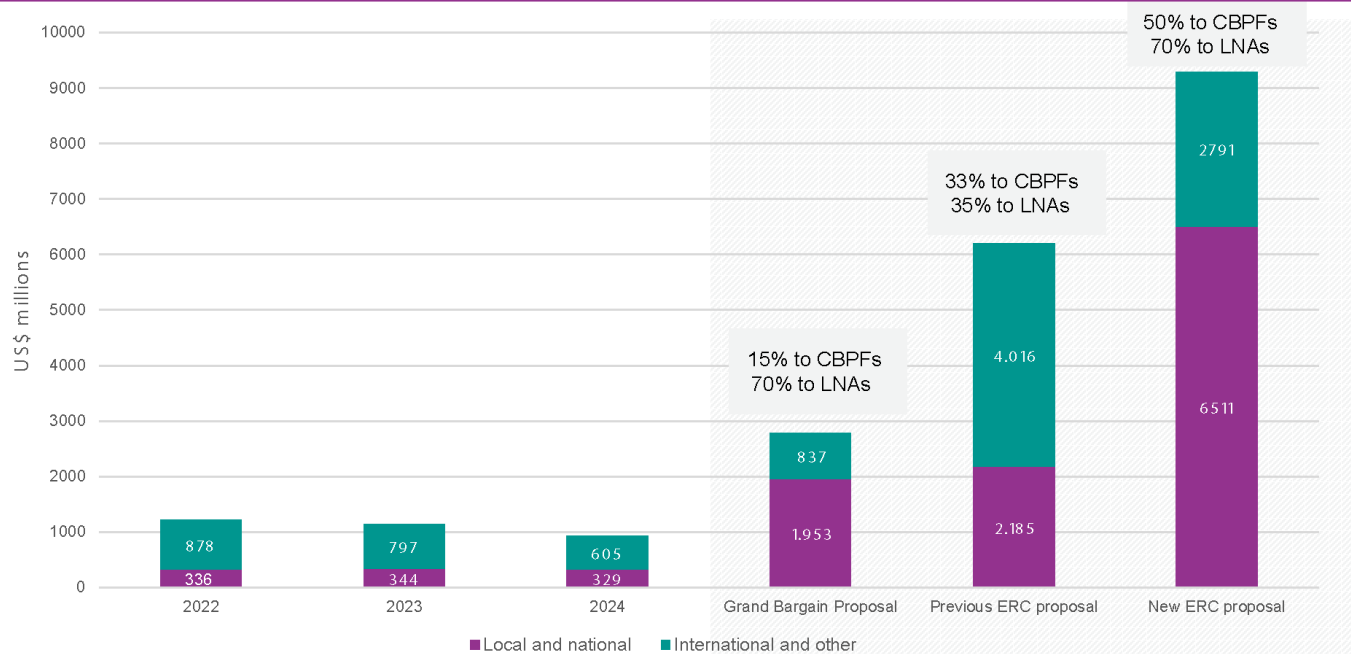
AS THE SECTOR CONTRACTED, LOCAL AND NATIONAL ACTORS RECEIVED LESS OVERALL FUNDING IN 2024



The share of international humanitarian assistance to local and national actors fell in 2024

Proportion of direct and total (direct and indirect) funding to local and national actors, 2019 – 2024

PROPOSALS TO INCREASE THE USE OF COUNTRY BASED POOLED FUNDS WOULD INCREASE FUNDING TO LOCAL AND NATIONAL ACTORS

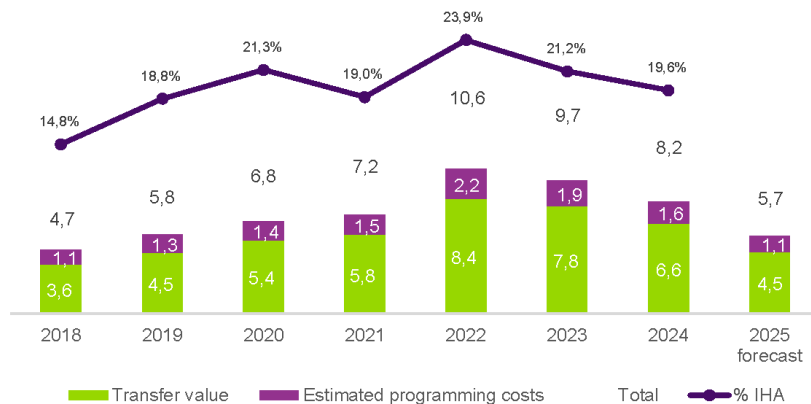


Proposals by the Grand Bargain Secretariat and the Emergency Relief Coordinator

Direct funding from UN -managed CBPFs by organisation type from 2022 to 2024, with hypotheticals under the Grand Bargain and ERC proposals based on 2024 numbers

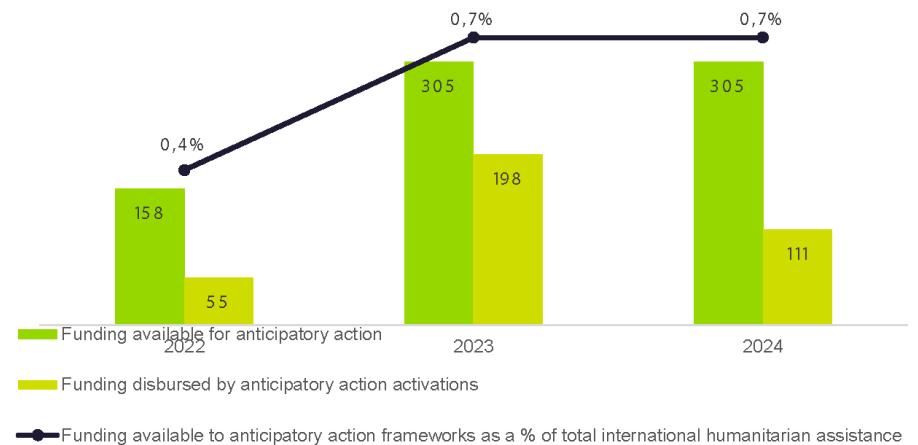
CASH AND VOUCHER ASSISTANCE DECLINED FOR THE SECOND YEAR IN A ROW, AND PROGRESS ON ANTICIPATORY ACTION REMAINED LIMITED IN 2024

Cash and voucher assistance



Total humanitarian CVA transfer values and proportion of international humanitarian

Anticipatory action



Total budget available for anticipatory action frameworks and disbursed through activations

TAKEAWAYS

HUMANITARIAN SYSTEM REFORM

01

BACKSLIDING ON REFORM

The sector is backsliding on localisation, cash and anticipatory action

02

SIGN OF THE FUTURE

The stalling of reform agendas in 2024 could be a sign of how the sector might prioritise reform vs. 'Back-to-basics' in 2025

03

DETAILS MATTER

New proposals are being floated – but there could be a large difference in what it means for reform depending on the details

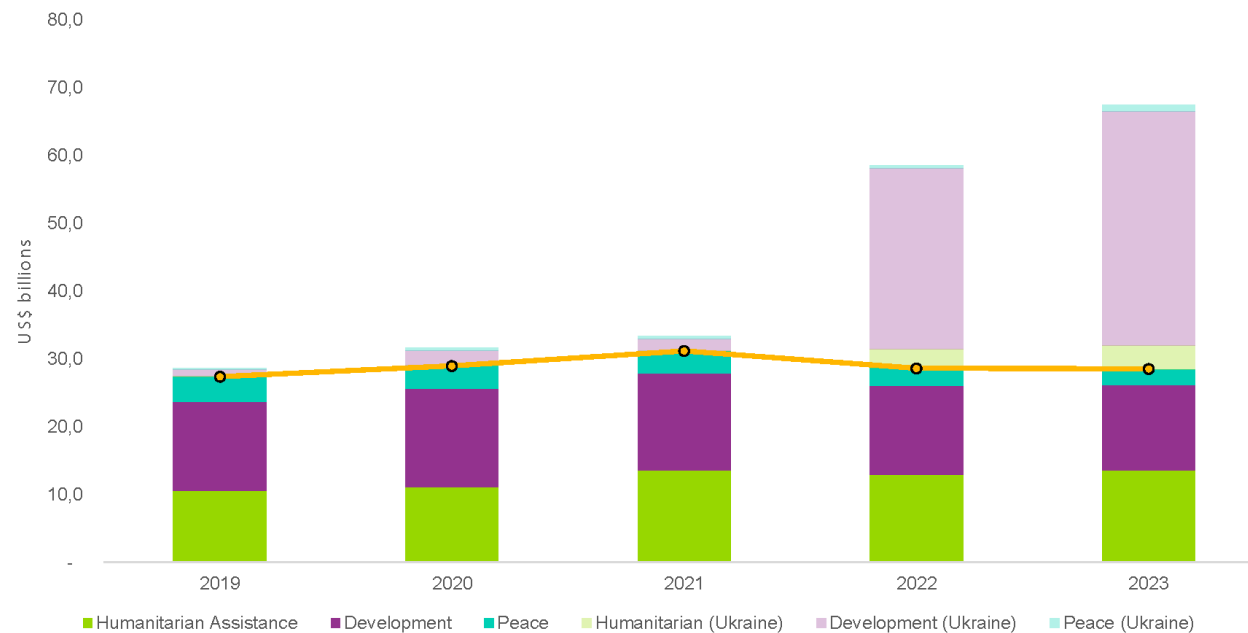


TURNING POINT FOR PROTRACTED CRISES

Global Humanitarian Assistance Report 2025

16

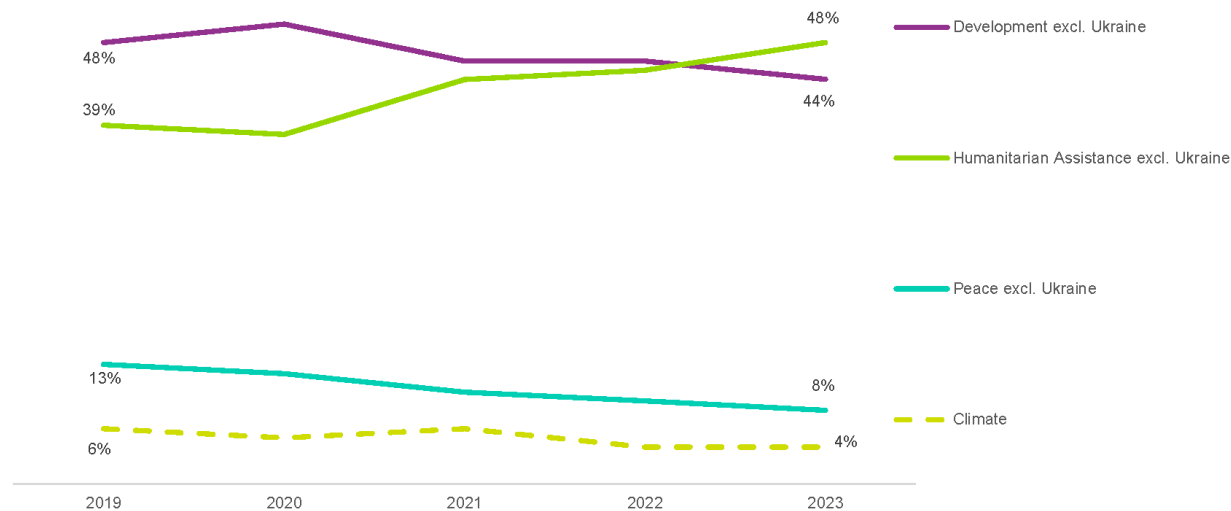
ODA FUNDING TO PROTRACTED CRISES HAS MORE THAN DOUBLED IN FIVE YEARS, BUT, THERE'S A CATCH...



Increased funding to Ukraine hid a stagnation of wider crisis financing to protracted crises

Volumes of ODA from DAC members for development, humanitarian, and peace to protracted HRP contexts

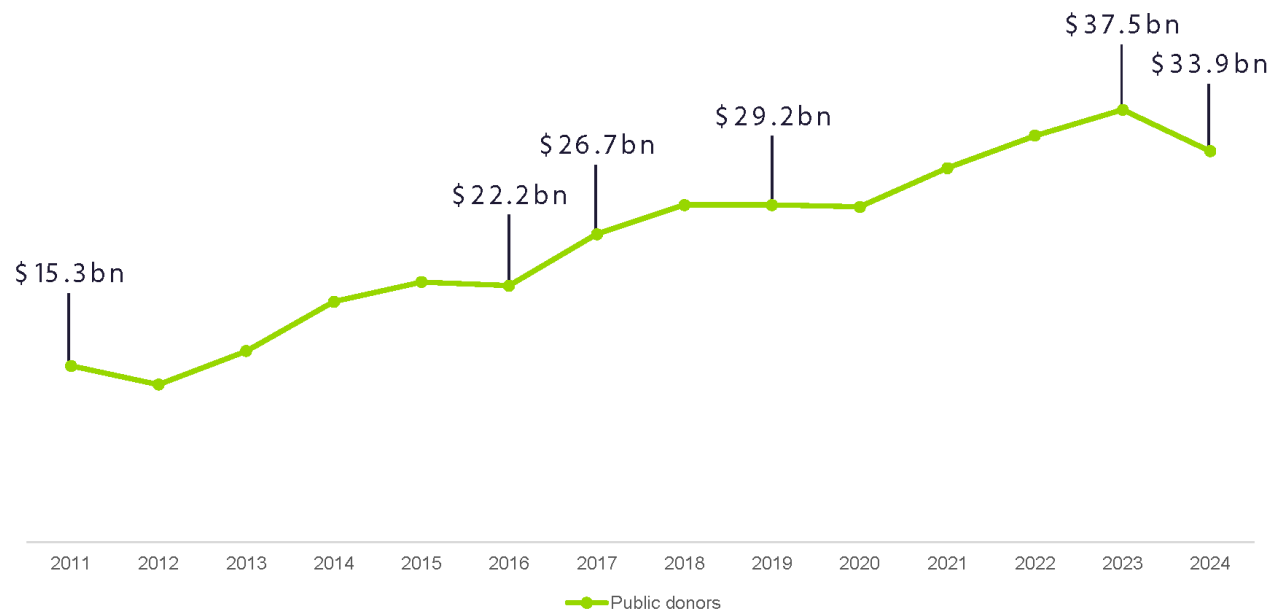
2023 WAS A CROSSOVER MOMENT FOR HUMANITARIAN AND DEVELOPMENT SPEND IN PROTRACTED CRISES



Humanitarian spending has overtaken development spending in protracted crises (excluding Ukraine)

Percentage share of humanitarian, development, peace and climate from DAC members to protracted HRP contexts

A RISE IN PROTRACTEDNESS DROVE SIGNIFICANT GROWTH IN HUMANITARIAN ASSISTANCE



The percentage of country-allocable humanitarian aid going to protracted crises:

2022: 84%
2023: 89%
2024: 94%

TAKEAWAYS

WIDER CRISIS FINANCING

01

STAGNANT WIDER CRISIS FINANCING

Development and peace funding in protracted crisis contexts has stalled, at the same time that...

02

HUMANITARIAN FUNDING DOMINATES

Humanitarian funding has increased in these contexts. Humanitarian actors are now taking a more central role, but with lack of focus on root causes or funding for prevention

03

RISE OF PROTRACTEDNESS

Protracted crises dominate the international humanitarian system. Nature of crisis has changed, but financing hasn't adapted

LOOKING AHEAD



Forward to the past

The sector is due to contract in 2025 and could fall to levels not seen since 2014 to 2016



Function over reform

Reform agendas stalled last year in what could be a sign of what happens when the sector is under stress.



Where next for crisis financing

Nexus approaches are more important than ever, but humanitarian assistance is growing in importance, not decreasing