



Council of the
European Union

**Brussels, 27 June 2022
(OR. en)**

**10719/22
ADD 1**

ESE 1

COVER NOTE

From:	Secretary-General of the European Commission, signed by Ms Martine DEPREZ, Director
date of receipt:	7 June 2022
To:	General Secretariat of the Council
No. Cion doc.:	COM(2022) 258 final - ANNEX I
Subject:	ANNEX to REPORT FROM THE COMMISSION TO THE COUNCIL Eighteenth report on the implementation of Council Regulation (EC) No 866/2004 of 29 April 2004 and the situation resulting from its application covering the period 1 January until 31 December 2021

Delegations will find attached document COM(2022) 258 final - ANNEX I.

Encl.: COM(2022) 258 final - ANNEX I



Brussels, 7.6.2022
COM(2022) 258 final

ANNEX

ANNEX

to

REPORT FROM THE COMMISSION TO THE COUNCIL

Eighteenth report on the implementation of Council Regulation (EC) No 866/2004 of 29 April 2004 and the situation resulting from its application covering the period 1 January until 31 December 2021

TABLE I:

Overview table summarising the monthly reports for year 2021 of the Turkish Cypriot Chamber of Commerce according to Article 8 of Commission Regulation (EC) No 1480/2004 in EUR

Traded products	January	February	March	April	May	June	July	August	September	October	November	December	Total
ANIMAL OR VEGETABLE FATS AND OILS AND THEIR CLEAVAGE PRODUCTS; PREPARED EDIBLE FATS; ANIMAL OR VEGETABLE WAXES	0.00	0.00	0.00	4,000.00	19,200.00	20,000.00	28,000.00	11,000.00	50,200.00	38,500.00	56,300.00	18,000.00	245,200.00
ARTICLES OF STONE, PLASTER, CEMENT, ASBESTOS, MICA OR SIMILAR MATERIALS; CERAMIC PRODUCTS; GLASS AND GLASSWARE	37,131.41	11,559.62	32,106.95	62,366.80	30,229.42	39,193.71	84,148.25	49,082.75	67,258.05	69,003.19	79,028.48	117,201.64	678,310.27
BASE METALS AND ARTICLES OF BASE METAL	7,571.92	3,835.44	10,067.66	8,537.10	23,769.92	42,275.75	37,013.93	131,700.09	74,547.52	149,374.43	165,508.42	54,927.15	709,129.33
FOOTWEAR, HEADGEAR, UMBRELLAS, SUN UMBRELLAS, WALKING STICKS,	0.00	0.00	0.00	0.00	2,225.00	9,509.00	17,870.00	3,080.00	5,600.00	8,400.00	5,600.00	0.00	52,284.00

SEAT-STICKS, WHIPS, RIDING- CROPS AND PARTS THEREOF; PREPARED FEATHERS AND ARTICLES MADE THEREWITH; ARTIFICIAL FLOWERS; ARTICLES OF HUMAN HAIR													
LIVE ANIMALS; ANIMAL PRODUCTS	9,536.00	28,402.00	77,288.50	77,932.50	87,648.70	96,916.10	69,079.50	81,735.00	77,693.00	70,349.00	72,173.00	39,867.00	788,620.30
MACHINERY AND MECHANICAL APPLIANCES; ELECTRICAL EQUIPMENT; PARTS THEREOF; SOUND RECORDERS AND REPRODUCERS, TELEVISION IMAGE AND SOUND RECORDERS AND REPRODUCERS, AND PARTS AND ACCESSORIES OF SUCH ARTICLES	0.00	0.00	0.00	0.00	7,000.00	800.00	0.00	0.00	80.00	0.00	0.00	24.00	7,904.00
MINERAL PRODUCTS	0.00	0.00	0.00	0.00	0.00	540.00	0.00	0.00	0.00	0.00	0.00	0.00	540.00
MISCELLANEOUS MANUFACTURED ARTICLES	92,268.99	85,797.36	214,176.72	163,832.20	119,782.77	207,441.31	159,146.76	176,588.00	181,623.81	265,132.76	278,729.49	461,714.25	2,406,234.42

PLASTICS AND ARTICLES THEREOF; RUBBER AND ARTICLES THEREOF	102,983.12	75,950.58	86,468.87	91,164.30	92,521.45	130,571.08	119,755.48	146,933.57	140,796.65	162,614.46	135,613.56	180,052.82	1,465,425.94
PREPARED FOODSTUFFS; BEVERAGES, SPIRITS AND VINEGAR; TOBACCO AND MANUFACTURED TOBACCO SUBSTITUTES	0.00	0.00	0.00	0.00	0.00	0.00	0.00	0.00	0.00	661.98	0.00	0.00	661.98
PRODUCTS OF THE CHEMICAL OR ALLIED INDUSTRIES	7,449.60	3,890.72	12,496.60	8,290.81	1,759.02	17,588.00	14,212.80	3,372.80	9,912.71	14,765.80	19,382.50	11,799.40	124,920.76
PULP OF WOOD OR OF OTHER FIBROUS CELLULOSIC MATERIAL; RECOVERED (WASTE AND SCRAP) PAPER OR PAPERBOARD; PAPER AND PAPERBOARD AND ARTICLES THEREOF	0.00	0.00	698.16	0.00	9,794.00	2,130.00	0.00	0.00	2,271.00	1,220.00	1,195.00	1,670.00	18,978.16
TEXTILES AND TEXTILE ARTICLES	2,000.00	1,605.00	2,500.00	2,250.00	1,890.00	6,285.00	4,625.00	4,172.00	4,504.20	7,381.98	7,262.50	101,792.63	146,268.31

VEGETABLE PRODUCTS	18,000.00	14,775.00	0.00	8,750.00	8,500.00	9,000.00	0.00	10,040.00	42,840.00	16,500.00	5,120.00	40,060.00	173,585.00
WOOD AND ARTICLES OF WOOD; WOOD CHARCOAL; CORK AND ARTICLES OF CORK; MANUFACTURES OF STRAW, OF ESPARTO OR OF OTHER PLAITING MATERIALS; BASKETWARE AND WICKERWORK	0.00	0.00	100.00	0.00	400.00	2,845.00	4,086.00	1,585.00	1,889.00	2,269.00	1,630.00	3,194.00	17,998.00
Total	276,941.04	225,815.72	435,903.46	427,123.71	404,720.28	585,094.95	537,937.72	619,289.21	659,215.94	806,172.60	827,542.95	1,030,302.89	6,836,060.47

Source: Turkish Cypriot Chamber of Commerce (spread of values of accompanying documents issued in 2021)

TABLE II:

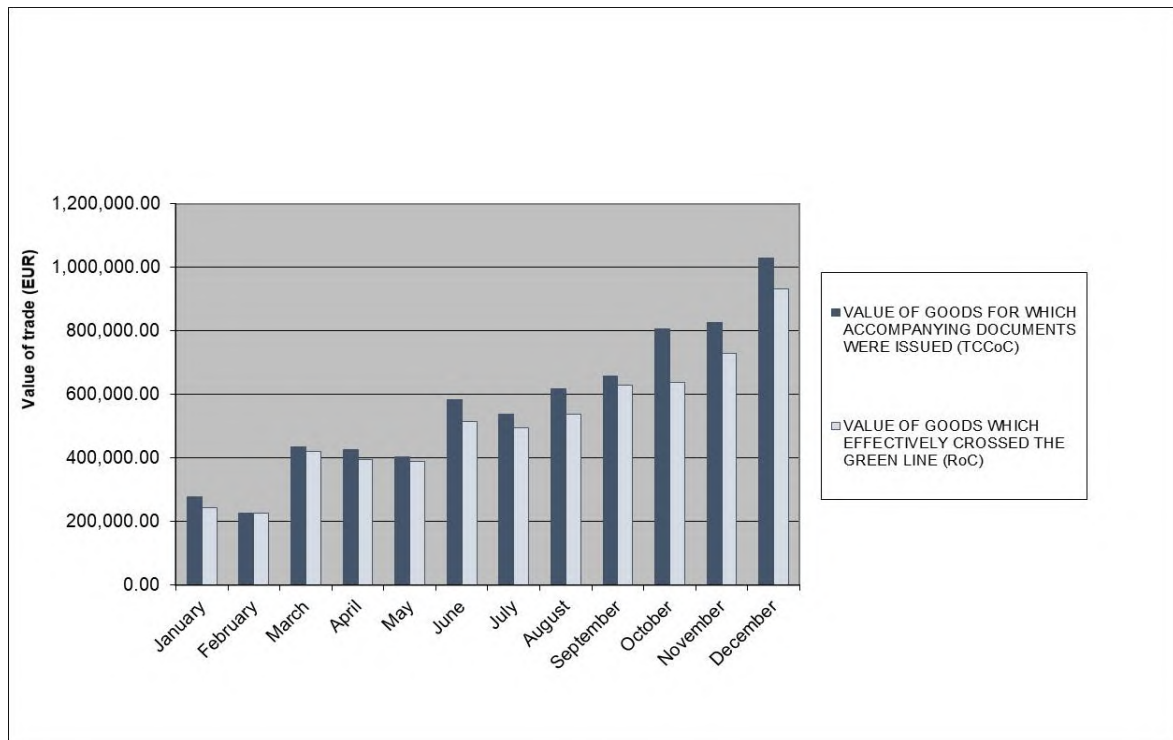
Value of goods crossing the Green Line reported by the authorities of the Republic of Cyprus for 2021 in EUR

	Total
January	243,518
February	226,753
March	419,844
April	394,609
May	389,549
June	514,639
July	496,244
August	537,037
September	629,595
October	637,894
November	729,175
December	932,166
TOTAL	6,151,022

Source: Table based on data received from Cyprus Customs and Excise Department

TABLE III:

Value of goods which crossed the Green Line and value of goods for which accompanying documents were issued in 2021

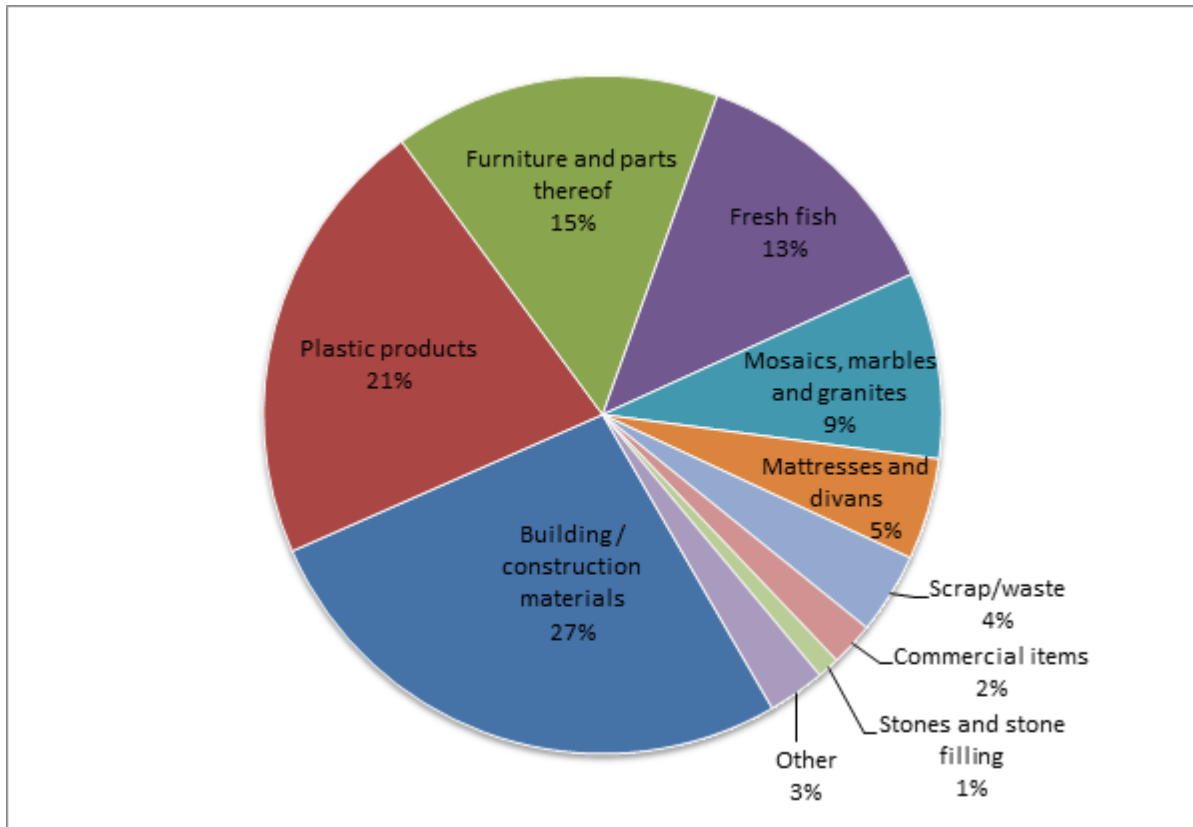


Source

- For the value of goods for which accompanying documents were issued: Turkish Cypriot Chamber of Commerce
- For the value of goods which crossed the Green Line: Cyprus Customs and Excise Department

TABLE IV:

Most traded products in 2021 in EUR

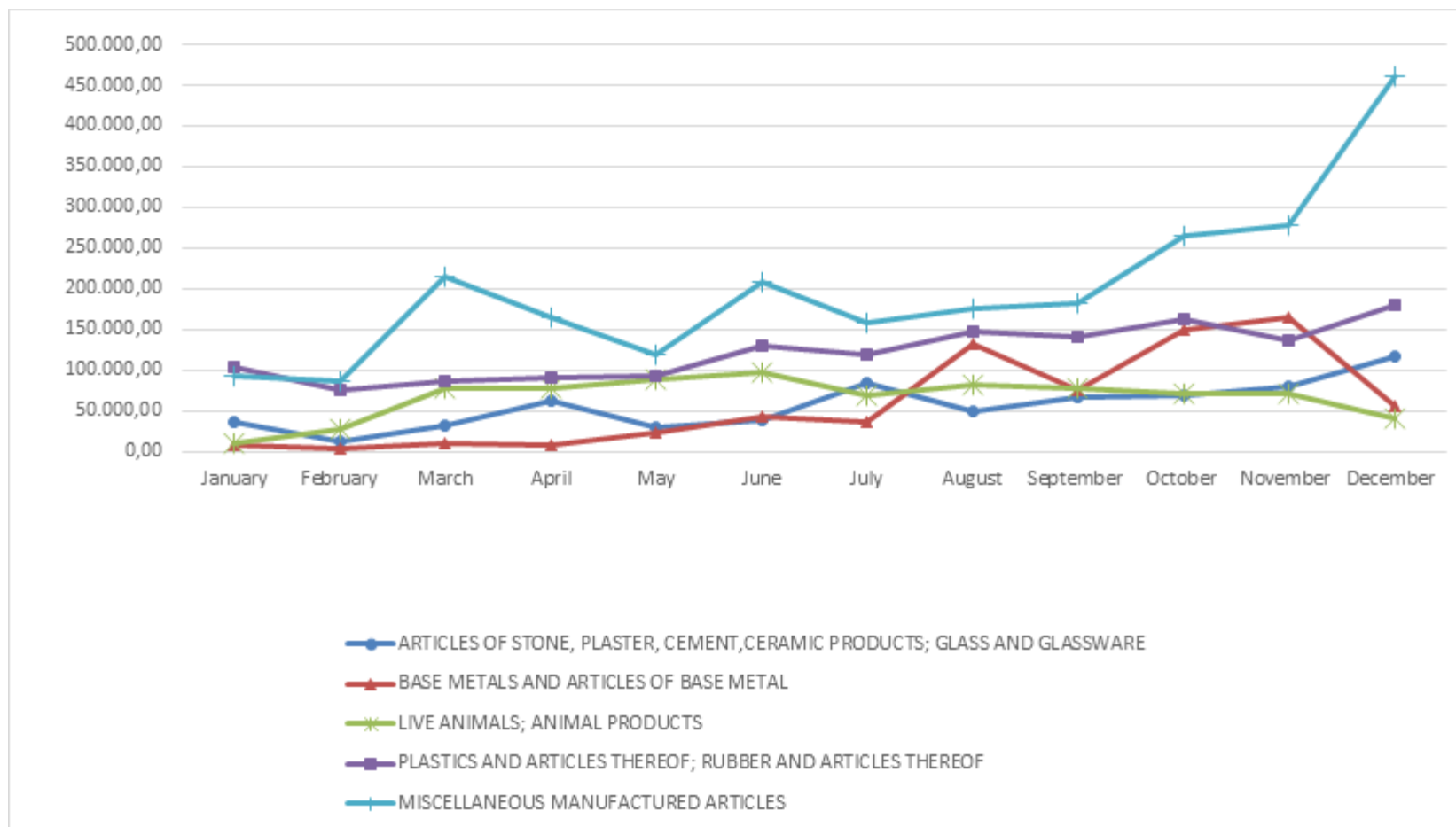


Building / construction materials	1,644,739	27%
Plastic products	1,322,532	22%
Furniture and parts thereof	958,500	16%
Fresh fish	782,195	13%
Mosaics, marbles and granites	546,348	9%
Mattresses and divans	298,445	5%
Scrap/waste	238,064	4%
Commercial items	128,090	2%
Stones and stone filling	64,865	1%
Other	167,245	3%
Total	6,151,022	100%

Source: Table based on data received from Cyprus Customs and Excise Department

TABLE V:

Development of accompanying documents issued for the most traded goods in 2021 (highest value)



Source: Graph based on data on issued accompanying documents received from the Turkish Cypriot Chamber of Commerce

TABLE VI

Movement of Greek Cypriot and Turkish Cypriot persons and vehicles across the crossing points as per Council Regulation no.866/04 (01/01 – 31/12/2021)						
MONTH	MOVEMENTS OF PERSONS			MOVEMENTS OF VEHICLES		
	Greek Cypriots	Turkish Cypriots	TOTAL	Turkish Cypriots	Greek Cypriots	TOTAL
01 / 2021	101	2527	2628	71	1414	1485
02 / 2021	386	7359	7745	289	4213	4502
03 / 2021	1887	21846	23733	1342	12404	13746
04 / 2021	1806	21185	22991	1244	11980	13224
05 / 2021	4300	20309	24609	3047	11375	14422
06 / 2021	73235	49274	122509	44364	21107	65471
07 / 2021	91662	49855	141517	55773	24457	80230
08 / 2021	101737	52296	154033	58739	23638	82377
09 / 2021	96039	70818	166857	59916	31016	90932
10 / 2021	116325	83493	199818	72385	33916	106301
11 / 2021	105090	75902	180992	65070	32359	97429
12 / 2021	103134	58427	161561	61606	26071	87677
TOTAL	695702	513291	208993	423846	233950	657796

Source: CYPOL

TABLE VII

Country	Number of irregular migrants apprehended after crossing the Green Line¹ (01/01/2021 – 31/12/2021)
Syria	2426
Nigeria	1447
Democratic Republic of the Congo	1202
Pakistan	838
Cameroon	765
Congo	667
Somalia	579
Bangladesh	495
Sierra Leone	433
Guinea	220
Iran	158
Liberia	149
Afghanistan	99
Turkey	104
Côte d'Ivoire	51
Iraq	40
India	37
Palestine ²	32
Lebanon	24
Egypt	22
Nepal	14
Djibouti	14
Senegal	14
Angola	14
Georgia	13
Yemen	10
Sri Lanka	9
Ghana	9
Burundi	9
Gambia, The	8
Libya	8
Armenia	7

¹ These figures include both the 9812 irregular migrants apprehended in the government-controlled areas and the 165 irregular migrants apprehended in the SBA.

² This designation shall not be construed as recognition of a State of Palestine and is without prejudice to the individual positions of the Member States on this issue.

Jordan	6
Russia	6
Vietnam	6
Sudan	5
Togo	4
Ukraine	4
South Africa	3
Comoros	3
Uzbekistan	3
Rwanda	3
China (including Hong Kong)	2
British overseas countries and territories	1
Ethiopia	1
Dominica	1
Central African Republic	1
Ecuador	1
Philippines	1
Dominican Republic	1
Haiti	1
Morocco	1
Burkina Faso	1
Serbia	1
Mali	1
Albania	1
Moldova	1
Israel	1
TOTAL	9977

Source: CYPOL