



Council of the
European Union

Brussels, 3 March 2016
(OR. en)

6745/16

LIMITE

IPCR 2
CAB 1

NOTE

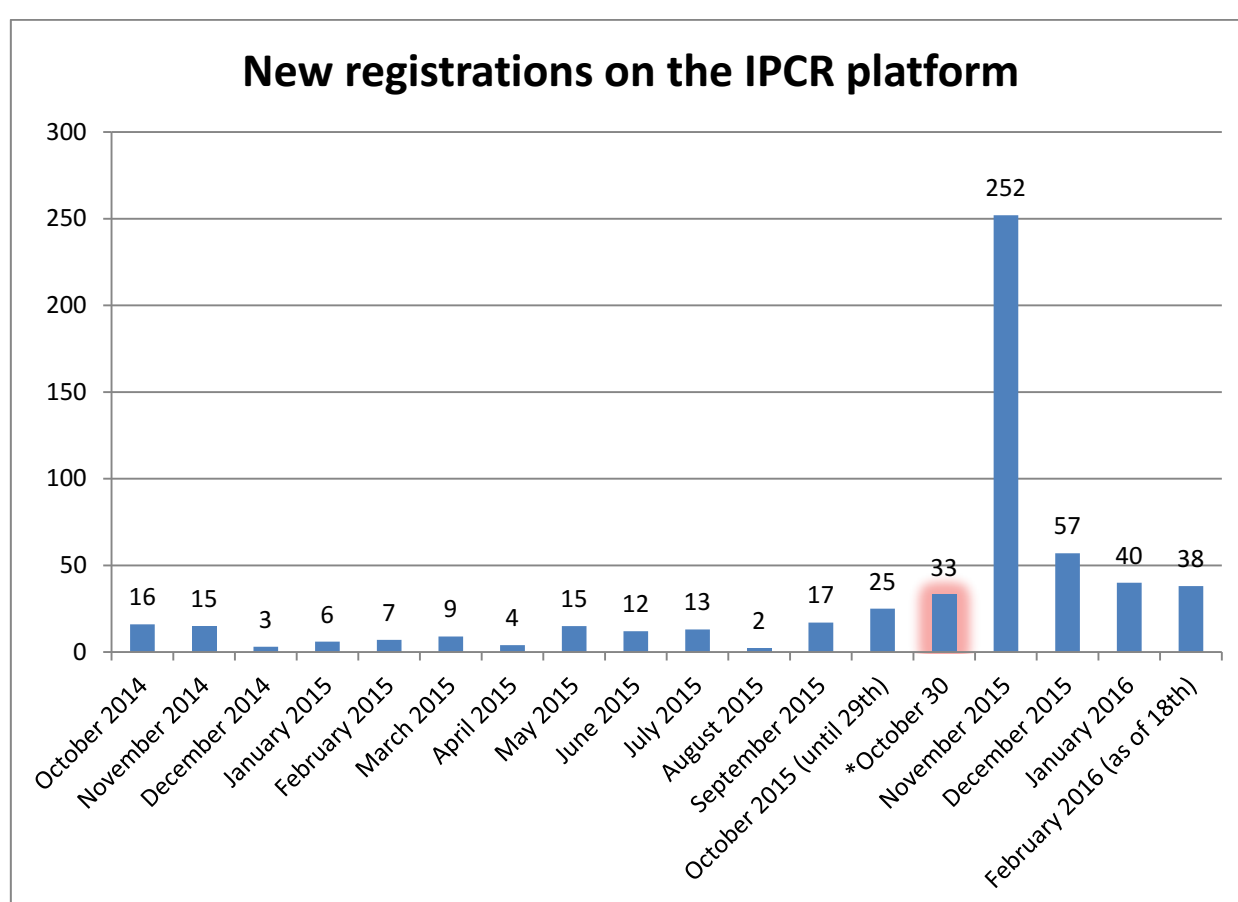
From:	General Secretariat of the Council
To:	Delegations
Subject:	Refugee and Migration Crisis focused analysis of the use of the IPCR Web Platform

Delegations will find annexed an analysis of the use of the IPCR Web Platform with a specific emphasis on the Refugee and Migration Crisis page. The timeframe of the present analysis ranges from October 1, 2015 to February 18, 2016.

Refugee and Migration Crisis focused analysis of the use of the IPCR Web Platform

This report presents an analysis of the use of the IPCR Web Platform with a specific emphasis on the refugee and migration page. The creation of the monitoring page on this topic dates back to September 10, 2015. It was then activated in information sharing-mode on October 30, 2015, followed by full activation on November 9, 2015. The timeframe of the present analysis ranges from October 1, 2015 to February 18, 2016.

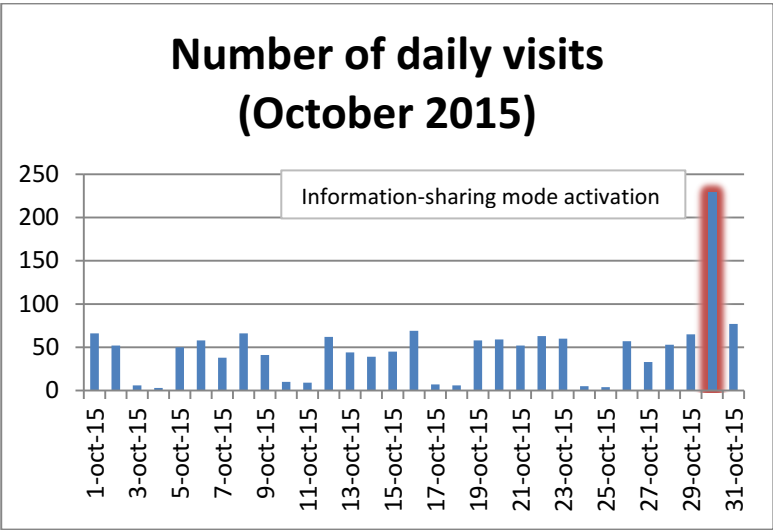
1. Number of registrations before and after the IPCR activation on the Refugee and Migration Crisis



A sharp increase in the number of registrations was recorded right after October 30, 2015, the day of IPCR activation in information-sharing mode. **The activation of the migration page seems to have generated a substantial amount of registrations**, with a peak of 252 new users in November, followed by a slowing in the pace of increase in December. Since then, the average number of new users per month follows a higher trend than the one seen in the months prior to activation. As of February 18, 2016, the total number of registered users amounted to 830.

2. User activity before and after the IPCR activation on the Refugee and Migration Crisis

Timeframe of Analysis: October 1, 2015 - February 19, 2016

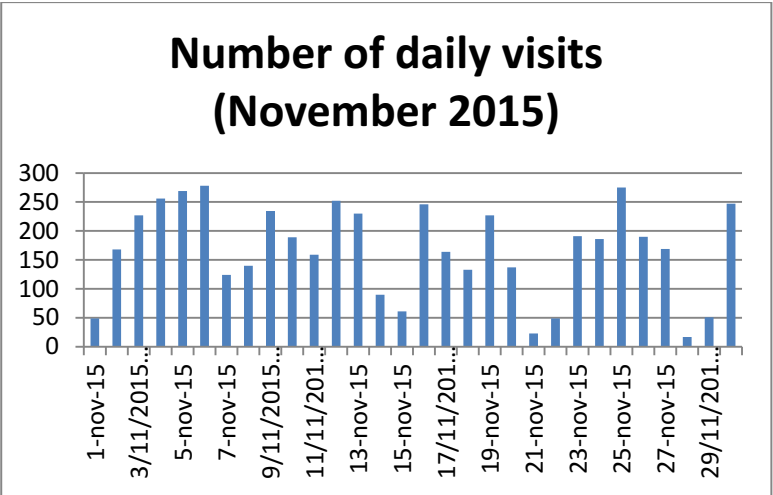


October 2015

Average number of visits on a weekday: 50 before activation

Number of visits per month: 1 486

Number of consulted pages : 124 288

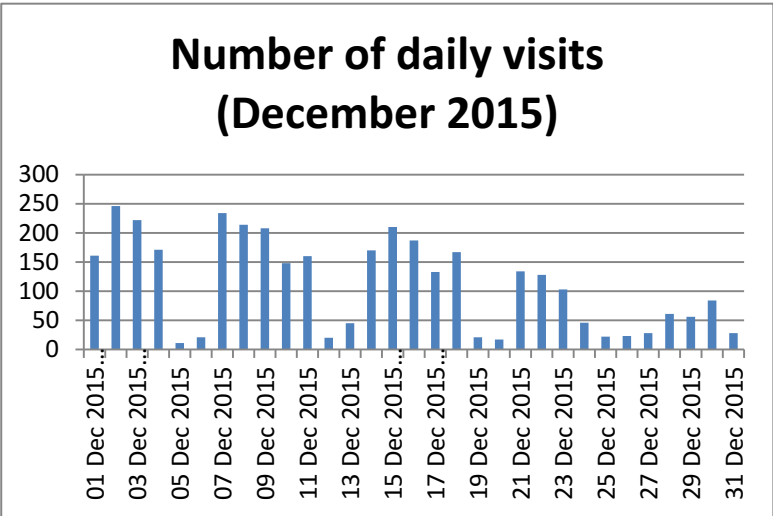


November 2015

Average number of visits on a weekday: 211

Number of visits per month: 5 031

Number of consulted pages : 447 283



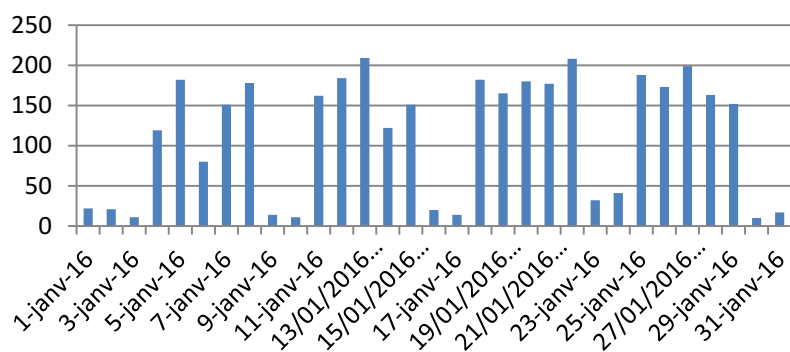
December 2015

Average number of visits on a weekday: 143

Number of visits per month: 3 479

Number of consulted pages : 222 880

Number of daily visits (January 2016)



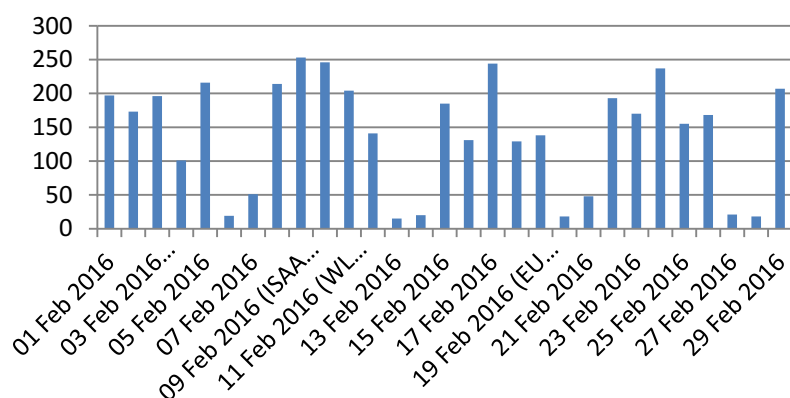
January 2016

Average number of visits on a weekday: 159

Number of visits per month: 3 538

Number of consulted pages : 294 254

Number of daily visits (February 2016)



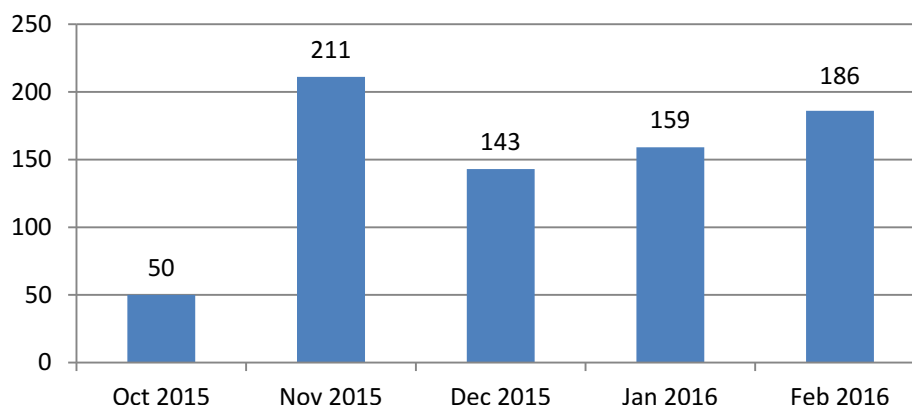
February 2016

Average number of visits on a weekday: 186

Number of visits per month: 4 108

Number of consulted pages : 275 082

Average number of visits on a weekday

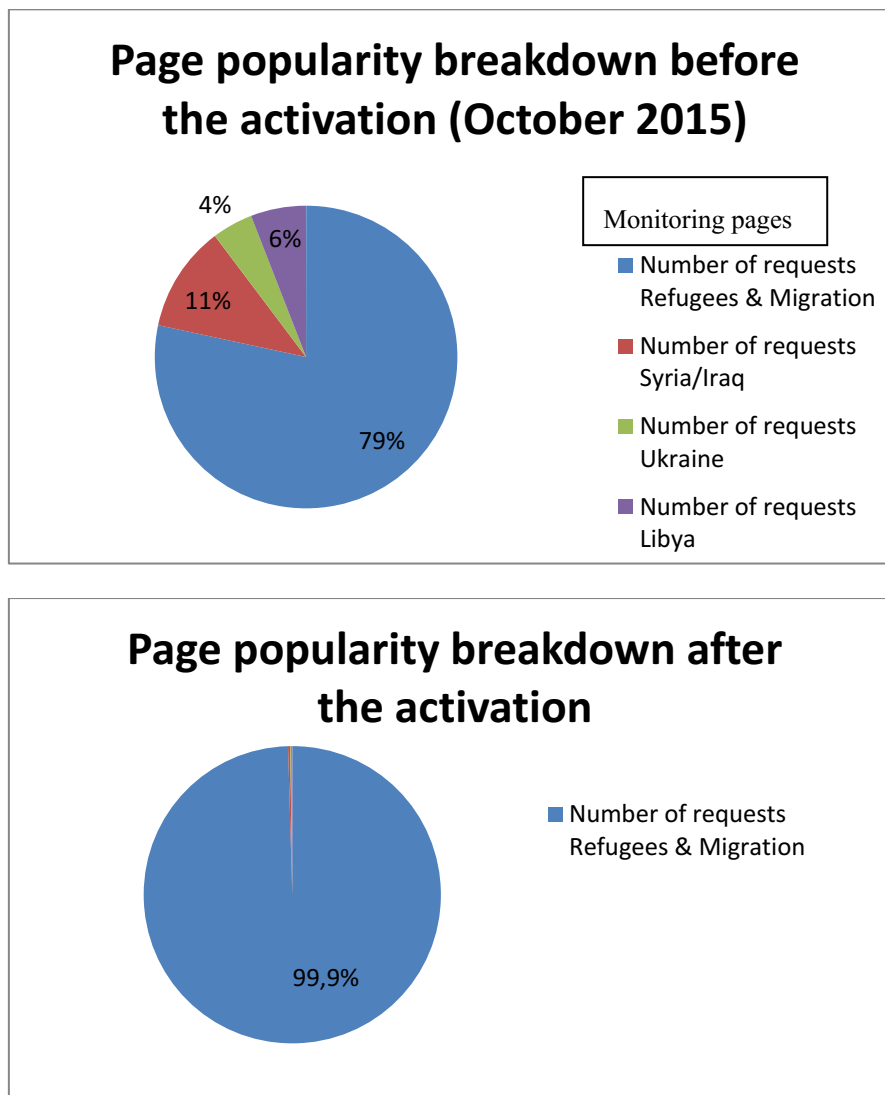


The IPCR activation has clearly led to an increased level of activity on the Platform. Before October 30, 2015, the number of daily visits recorded on a weekday was around 50. It then reached 250 on the activation day.

In November 2015, the average number of visits on a weekday amounted to 211; this figure decreased to 143 in December 2015 and 159 in January, probably because of the holiday season; an average of 185 weekday visits was then recorded in February 2016.

It could also be noticed that the first three weekends that followed the activation were exceptionally busy in terms of visits on the platform (Oct 31: 77 visits - Nov 1: 49; Nov 7: 124 - Nov 8: 140; Nov 14: 90 - Nov 15: 61). The unusual high activity on the second weekend could be explained by the publication of the 2nd ISAA report on Sunday 8th November and the extraordinary JHA Council held on Monday 9th November. The relatively high number of visits recorded on the third weekend could perhaps be linked to the Friday 13th November Paris terror attacks.

3. Page popularity



The refugee and migration crisis page is by far the most visited page of the platform since the activation, with 108.083 requests in November 2015, 54.882 requests in December 2015 and 82.521 in January 2016.

In October 2015, before the activation, the refugee and migration monitoring page was already the most popular page with 1.960 requests, compared to 284 requests recorded for the Syria/Iraq monitoring page, 109 for the Ukraine monitoring page and 148 for the Libya monitoring page.

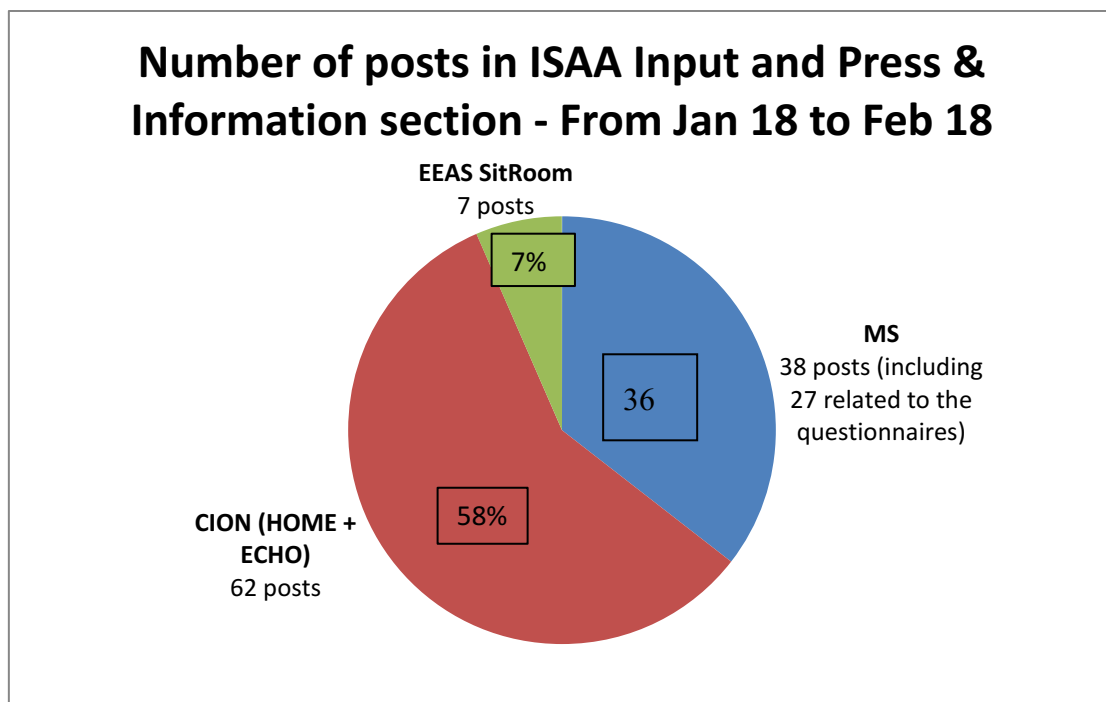
The following months, the figures for the Syria/Iraq, Ukraine and Libya monitoring pages remained more or less the same (less than 200 requests each), while the requests for the refugee and migration crisis page skyrocketed: the same topic represented around 80% of the requests for monitoring pages the month before the activation; once activated, it reached 99,9% of the requests.

4. Users activity on the platform

According to statistics recorded last month (from January 18 to February 18), **all 28 MS have been using the platform, with at least one Validating Authority or one Managing Authority.**

MS inputs

It should be noted that during the monitoring phase of the migration crisis, most of the material posted on the platform originated from EU institutions. **The situation changed radically after the activation, where MS started uploading more material (36%),** mostly in the press and information section as well as in the ISAA inputs section. MS upload different kind of material, e.g. information on communication strategy, refugee crisis situation reports, updates on the relocation procedures, reports on irregular migration on the northern route, information concerning the reintroduction of internal border controls, etc.

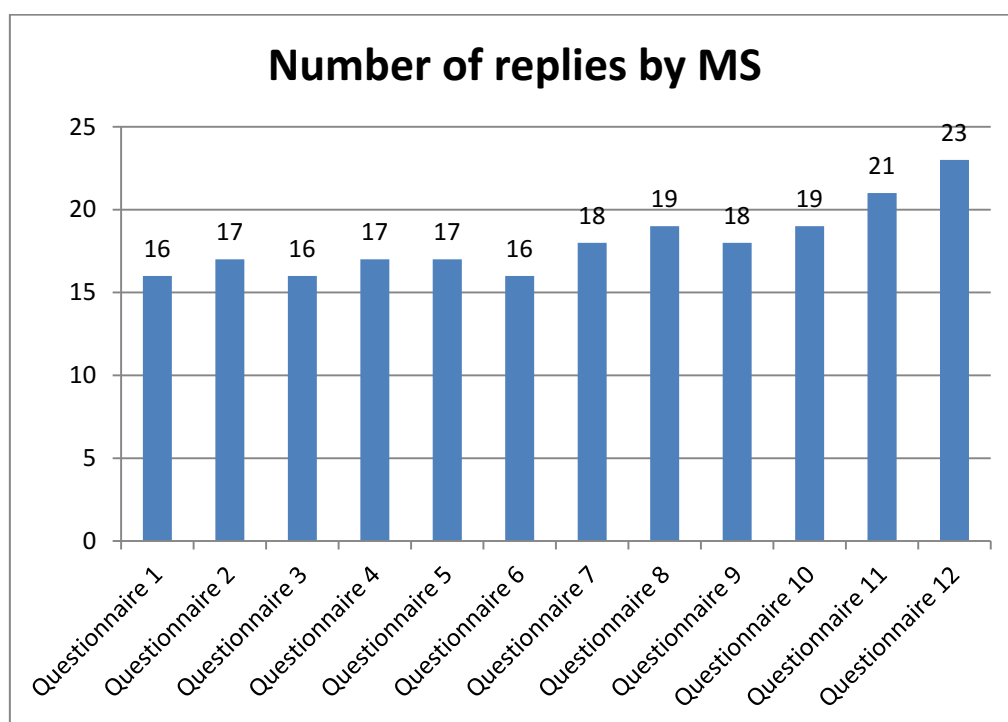


EU Institutional users

The ISAA product section and the SMS module are managed by the IPCR EU 24/7 POC, while the EU Level Political Coordination section is managed by the GSC IPCR team.

Since the activation, CION (HOME DO and ERCC ECHO) and EEAS EU SitRoom have been the other most active EU institutional users on the platform.

5. Questionnaires



As of February 18, 12 questionnaires have been finalised. On average, each questionnaire generated 18 replies, that is 64% of the total number of MS. A rising trend can be observed in the number of replies to the latest questionnaires.

It should be noted that on several occasions, instead of replying directly to the questionnaire, some MS posted their answers in a separate document in the ISAA input section.

6. Most downloaded products

Hypothesis: there is a **link between the number of times ISAA Situation Reports are downloaded and major events or meetings related to the migration topic taking place right after their publication.**

As of February 18, the most downloaded Report (n°7, downloaded 387 times) was released on December 16, 2015, one day before the 17-18th December European Council, which had a clear focus on migration issues.

The second most downloaded Report (n°10, downloaded 341 times) was published one day before a COREPER II meeting, a High Level Roundtable, and a few days before an informal meeting of Ministers for Development Cooperation as well as an EP Plenary Session.

