



Council of the
European Union

Brussels, 1 December 2022
(OR. en)

Interinstitutional File:
2021/0420(COD)

15058/22
ADD 8

TRANS 730
CODEC 1803

REPORT

| | |
|-----------------|--|
| From: | General Secretariat of the Council |
| To: | Council |
| No. prev. doc.: | ST 14717/22 ADD8 |
| Subject: | ANNEX to the Proposal for a REGULATION OF THE EUROPEAN PARLIAMENT AND OF THE COUNCIL on Union guidelines for the development of the trans-European transport network, amending Regulation (EU) 2021/1153 and Regulation (EU) No 913/2010 and repealing Regulation (EU) 1315/2013 – General Approach |

Delegations will find attached Annex I, part 8/23 of the above proposal.

ANNEX I

MAPS OF THE COMPREHENSIVE, EXTENDED CORE AND CORE NETWORK









Comprehensive & Core Networks: Inland waterways and ports

BE BG CZ DK DE EE IE EL ES FR HR IT CY LV LT LU HU MT NL AT PL PT RO SI SK FI SE

3



| Core | Comprehensive | Core | Urban Nodes |
|---|---|---|---|
|  Inland Waterways |  Ports |  Ports |  Capitals |
|  Inland Waterways / New Construction | | |  Urban Nodes |

TENtec



Core, Extended Core & Comprehensive Networks: Rail freight, ports and rail-road terminals (RRT)

BEBGCDKDEEEIEELESFRHRITCYLVLTUUMMTNLATPLPTROSISKFISE

3



| Railways Core | Railways Extended Core | Railways Comprehensive | Compr Core | Urban Nodes |
|--|--|--|--|---|
| <ul style="list-style-type: none"> Conventional Conventional / New Constr. ≥ 200 km/h ≥ 200 km/h / New Constr Projected | <ul style="list-style-type: none"> Conventional Conventional / New Constr. ≥ 200 km/h ≥ 200 km/h / New Constr. | <ul style="list-style-type: none"> Conventional Conventional / New Constr. ≥ 200 km/h ≥ 200 km/h / New Constr Projected | <ul style="list-style-type: none"> Ports RRT | <ul style="list-style-type: none"> Capitals Urban Nodes |