



Council of the  
European Union

Brussels, 1 December 2022  
(OR. en)

---

---

**Interinstitutional File:  
2021/0420(COD)**

---

---

**15058/22  
ADD 4 REV 1**

**TRANS 730  
CODEC 1803**

## **REPORT**

---

From:	General Secretariat of the Council
To:	Council
No. prev. doc.:	ST 15058/22 ADD 4
Subject:	ANNEX to the Proposal for a REGULATION OF THE EUROPEAN PARLIAMENT AND OF THE COUNCIL on Union guidelines for the development of the trans-European transport network, amending Regulation (EU) 2021/1153 and Regulation (EU) No 913/2010 and repealing Regulation (EU) 1315/2013 – General Approach

---

Delegations will find attached Annex I, revised version of part 4/23 of the above proposal.

ANNEX I

**MAPS OF THE COMPREHENSIVE, EXTENDED CORE AND CORE NETWORK**



# Comprehensive & Core Networks: Inland waterways and ports

BE BG CZ DK DE EE IE EL ES FR HR IT CY LV LT LU HU MT NL AT PL PT RO SI SK FI SE



Core	Comprehensive	Core	Urban Nodes
Inland Waterways	Ports	Ports	Capitals
Inland Waterways / New Construction			Urban Nodes

























# Core, Extended Core & Comprehensive Networks: Rail freight, ports and rail-road terminals (RRT)

BE BG CZ DK DE EE IE EL ES FR HR IT CY LV LT LU HU MT NL AT PL PT RO SI SK FI SE

1



Railways Core	Railways Extended Core	Railways Comprehensive	Compr Core	Urban Nodes
 Conventional  Conventional / New Constr.  ≥ 200 km/h  ≥ 200 km/h / New Constr.  Projected	 Conventional  Conventional / New Constr.  ≥ 200 km/h  ≥ 200 km/h / New Constr.	 Conventional  Conventional / New Constr.  ≥ 200 km/h  ≥ 200 km/h / New Constr.  Projected	  Ports   RRT	 Capitals  Urban Nodes 